

Revenue Report 2019-2020



JOHN WAYNE AIRPORT
ORANGE COUNTY





REPORT OVERVIEW

This report summarizes revenue from John Wayne Airport (Airport) operations for Fiscal Year (FY) 2019-2020. Revenue from operations for FY 2018-2019 is also included for comparative purposes. Operational revenue consists of revenue from commercial and commuter airlines, all cargo air service, parking, general aviation, concessionaires and rental car agencies. Non-operational revenue such as interest income, grant funding, and passenger facility charges is not included.

Operational revenue for FY 2019-20 decreased 11.41% from the prior year. The change is primarily attributable to a decrease in revenue from commercial airlines, food and beverage, parking, and rental car.

In this fiscal year, the COVID-19 pandemic affected the Airport's operating revenue as well as tenants' business activity dramatically. The Airport approved to defer some tenants' March 1 through June 30, 2020 Terminal rent or Minimum Annual Guarantee rent. Each of these tenants' report page is noted.

This report was prepared on the accrual basis of accounting, unless otherwise noted. Revenue is recognized when earned. The revenue reported is based on actual revenue earned for the fiscal year, whereas the revenue reported in the audited financial statements includes estimates.

TABLE OF CONTENTS

JOHN WAYNE AIRPORT ORANGE COUNTY

TABLE OF CONTENTS

	Page Number
1. <i>Airport Revenue Summary</i>	
Summary Graph	1-1
Summary Schedule	1-2
2. <i>Advertising</i>	
Summary Graph	2-1
Summary Schedule	2-2
Lamar Airport Advertising Co.	2-3
Security Point Media, LLC	2-4
3. <i>Airline Related Services</i>	
Summary Graph	3-1
Summary Schedule	3-2
ABM Janitorial Services	3-3
Aircraft Service International, Inc.	3-4
Airport Terminal Services	3-5
Baggage Express	3-6
DAL Global Services, LLC	3-7
G2 Secure Staff	3-8
Jett Pro Line Maintenance	3-9
Matrix Aviation Services	3-10
Roadie, Inc.	3-11
SCIS Air Security Corporation	3-12
Sierra Aviation Group	3-13
SNAFuel, Inc.	3-14
US Aviation Services Corp.	3-15
4. <i>All Cargo Air Service</i>	
Summary Graph	4-1
Summary Schedule	4-2
Federal Express Corporation	4-3
United Parcel Service	4-4
5. <i>Commercial Airlines</i>	
Summary Graph	5-1
Summary Schedule	5-2
Alaska Airlines	5-3
American Airlines	5-4
Compass Airlines	5-5
Delta Airlines	5-6
Frontier Airlines	5-7
Horizon Air Industries	5-8
Skywest Airlines (Commercial)	5-9
Southwest Airlines	5-10

United Airlines	5-11
WestJet	5-12
6. Commuter Airlines	
Summary Graph	6-1
Summary Schedule	6-2
Delux Public Charter, LLC dba JetSuiteX Air	6-3
Skywest Airlines	6-4
7. County Hangars and Tiedowns	
Summary Graph	7-1
Summary Schedule	7-2
8. Fixed-Base Operators (FBO)	
Summary Graph	8-1
Summary Schedule	8-2
Aviation Consultants, Inc. dba ACI Jet	8-3
Jay's Aircraft Maintenance	8-4
Martin Aviation, LP	8-5
Newport FBO Two, LLC dba Atlantic Aviation	8-6
9. Food and Beverage	
Summary Graph	9-1
Summary Schedule	9-2
Ana M Rodriguez dba Rodriguez Catering	9-3
Asfour Family Corporation dba Subway	9-4
CKE Restaurants, Inc. dba Carl's Jr.	9-5
Hojeij Branded Foods, LLC	9-6
Host International, Inc.	9-7
McDonald's USA, LLC	9-8
10. Gifts, News, Sundries, and Specialty	
Summary Graph	10-1
Summary Schedule	10-2
John Wayne NG-AC JV dba Hudson Group	10-3
Paradies - OC, LLC	10-4
XpresSpa John Wayne Airport, LLC	10-5
11. Golf Course	
Summary Graph	11-1
Newport Beach Golf Course, LLC	11-2
12. Ground Transportation	
Summary Graph	12-1
Summary Schedule	12-2
John Wayne Airport Yellow Cab	12-3
Pacific Coast Sightseeing Tours and Charters, Inc. dba Coach USA	12-4

Shuttle/Commercial Vehicle Operators	12-5
Transportation Network Company (TNC) Operators	12-6
13. Hangars	
Summary Graph	13-1
Summary Schedule	13-2
Aviation Consultants, Inc. dba ACI Jet	13-3
Executive Hangars	13-4
McHone South Coast Associates	13-5
14. In-Flight Food Service	
Summary Graph	14-1
Sky Chefs, Inc.	14-2
15. Parking	
Summary Graph	15-1
Summary Schedule	15-2
Parking Facilities Operation (LAZ Parking California, LLC)	15-3
Valet Parking (LAZ Parking California, LLC)	15-4
16. Rental Car Concessions	
<i>On-Airport:</i>	
Summary Graph	16-1
Summary Schedule	16-2
Advantage OPCO, LLC dba Advantage Rent A Car	16-3
Avis Budget Car Rental, LLC dba Avis	16-4
Avis Budget Car Rental, LLC dba Budget	16-5
Enterprise Rent-A-Car Company of Los Angeles, LLC dba Alamo Rent A Car and National Car Rental	16-6
Enterprise Rent-A-Car Company of Los Angeles, LLC dba Alamo Rent A Car	16-7
Enterprise Rent-A-Car Company of Los Angeles, LLC dba National Car Rental	16-8
Enterprise Rent-A-Car Company of Los Angeles, LLC dba Enterprise Rent-A-Car	16-9
The Hertz Corporation	16-10
The Hertz Corporation dba Dollar Rent A Car	16-11
The Hertz Corporation dba Hertz	16-12
<i>Off-Airport:</i>	
Summary Graph	16-13
Summary Schedule	16-14
3MP Enterprise, Inc. dba U-Save Car & Truck Rental	16-15
Airport Van Rental, Inc.	16-16
Allied Rent A Car, Inc.	16-17
DTG Operations, Inc. dba Thrifty Car Rental	16-18
Fox Rent-A-Car, Inc.	16-19
Gitibin & Associates, Inc. dba Go Rentals	16-20

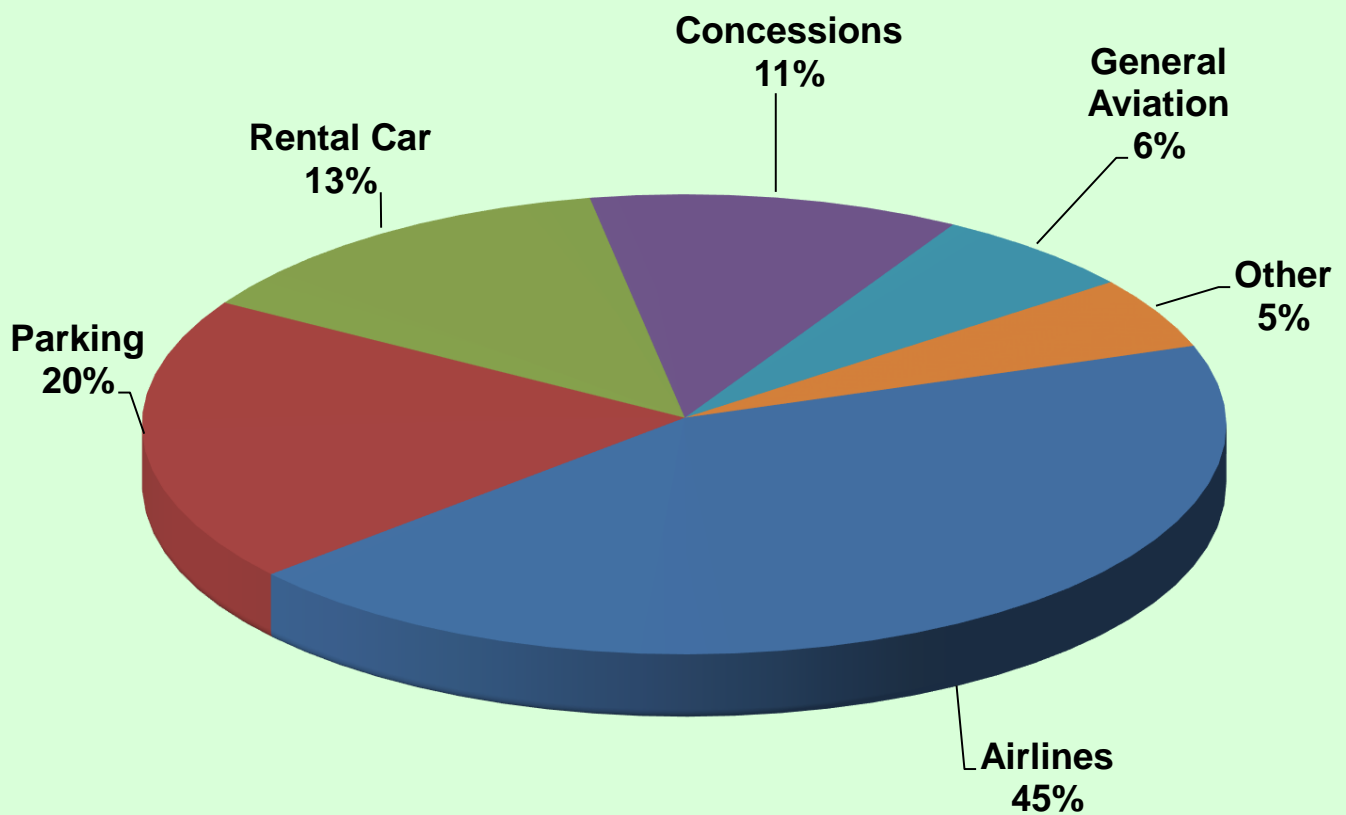
Los Angeles Van Rentals, Inc. dba Orange County Van Rental	16-21
Midway Car Rental	16-22
OC Pacific Enterprise, Inc. dba Stop Then Go Rent A Car	16-23
Sasha Management, Inc. dba SNA Auto Rental	16-24
Silvercar, Inc.	16-25
Socal Van Rental, Inc. dba United Van Rentals	16-26
UR Enterprises, Inc. dba United Auto Rental, Inc.	16-27
 17. <i>Wash and Wax</i>	
Summary Graph	17-1
Summary Schedule	17-2
Advanced Detail	17-3
American Aircraft Maintenance, Inc.	17-4
Boom Aviation, Inc.	17-5
Immaculate Flight, LLC	17-6
Martin Aviation	17-7
Red Carpet Aviation, LLC	17-8
 18. <i>Miscellaneous</i>	
Summary Graph	18-1
Summary Schedule	18-2
AOG Jet Support, Inc.	18-3
California Aero Marketing, LLC	18-4
Concourse Communications Group	18-5
Exelis, Inc.	18-6
Harmic Air, Inc.	18-7
Idemia Identity & Security USA, LLC	18-8
Oncall Corporate Jet Repair, Inc.	18-9
Orange County Chapter of the American Institute of Architects, A California Corporation	18-10
Perimeter Fence Access Fees	18-11
Rich Multimedia Technologies	18-12
SchoolsFirst Federal Credit Union	18-13
Smarte Carte	18-14
Socal Jet Services, Inc.	18-15
Transportation Security Administration	18-16

AIRPORT REVENUE SUMMARY



FY 2019-2020 Revenue

JOHN WAYNE AIRPORT ORANGE COUNTY



JOHN WAYNE AIRPORT
ORANGE COUNTY

REVENUE SUMMARY FOR FY 2019-2020

CATEGORY	2019-2020 REVENUE (a)	2018-2019 REVENUE (b)	% CHANGE
ADVERTISING	\$ 1,630,894	\$ 1,352,947	20.54%
AIRLINE RELATED SERVICES	1,298,993	1,370,737	-5.23%
ALL CARGO AIR SERVICE	882,715	875,205	0.86%
COMMERCIAL AIRLINES	52,462,546	55,822,022	-6.02%
COMMUTER AIRLINES	430,770	300,269	43.46%
COUNTY HANGARS & TIEDOWNS	633,696	626,907	1.08%
FIXED-BASE OPERATORS	5,311,010	5,218,131	1.78%
FOOD AND BEVERAGE	6,484,552	6,997,176	-7.33%
GIFTS, NEWS, SUNDRIES, & SPECIALTY	3,278,366	3,350,500	-2.15%
GOLF COURSE	215,909	213,883	0.95%
GROUND TRANSPORTATION	5,558,365	5,884,562	-5.54%
HANGARS	1,497,257	1,454,999	2.90%
IN-FLIGHT FOOD SERVICE	380,004	523,866	-27.46%
PARKING	24,386,205	34,986,959	-30.30%
RENTAL CAR - ON AIRPORT	15,543,535	16,469,862	-5.62%
RENTAL CAR - OFF AIRPORT	616,985	738,269	-16.43%
WASH AND WAX	114,299	128,967	-11.37%
MISCELLANEOUS	574,508	610,243	-5.86%
TOTALS	\$ 121,300,609	\$ 136,925,504	-11.41%

NOTE:

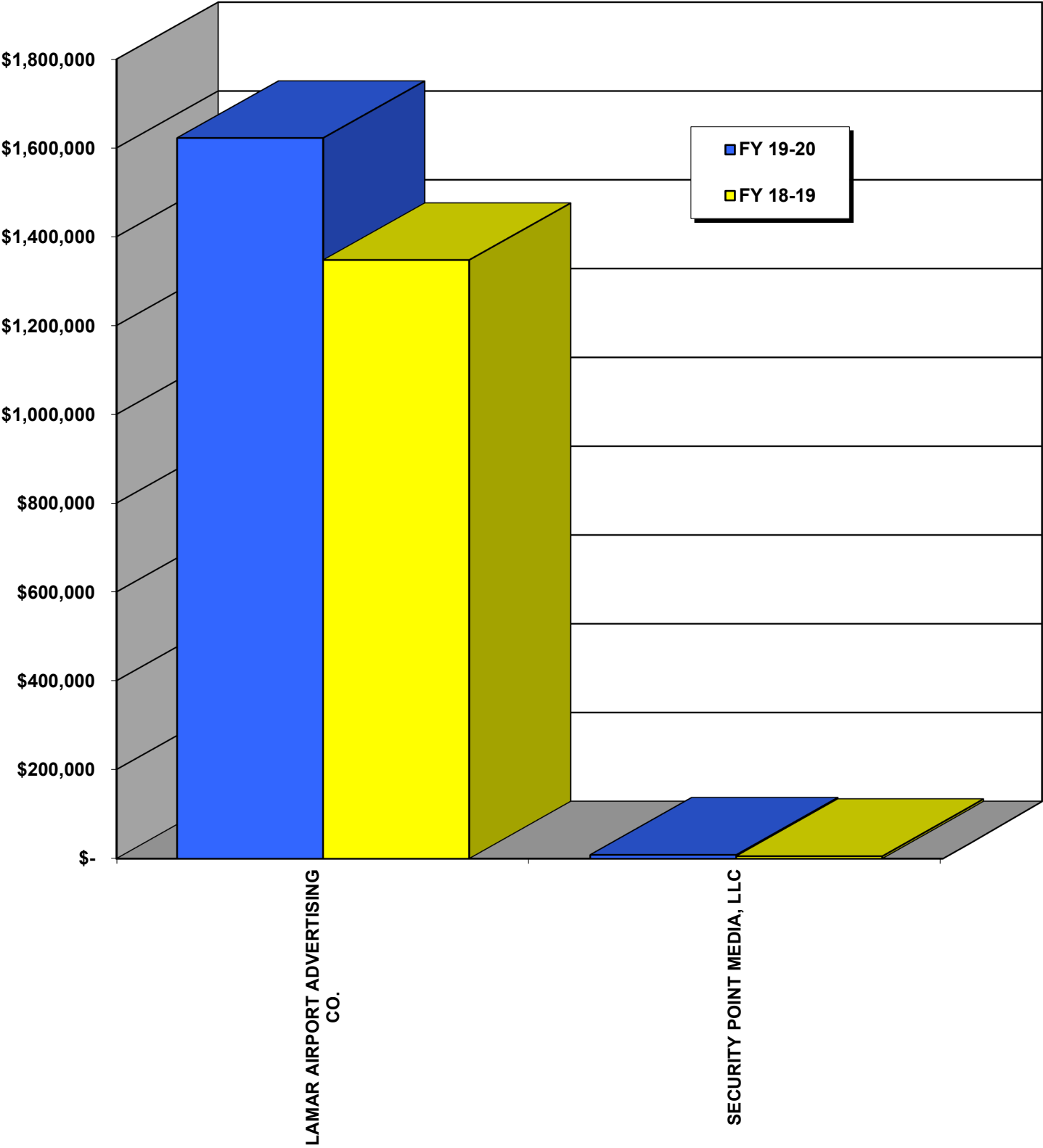
a - The revenue reported is based on actual revenue earned for the fiscal year, whereas the revenue reported in the audited financial statements includes estimates.

b - Includes adjustments to revenues reported in the 2018-2019 Revenue Report. See pages 2-3, 8-3, 8-5, 9-6, 10-3, 12-3, and 16-6 for additional information.

ADVERTISING



ADVERTISING SUMMARY



ADVERTISING SUMMARY FOR FY 2019-2020

LICENSEE/LESSEE	LATE / PENALTY		19-20 TOTAL	18-19 TOTAL	% CHANGE
	REVENUE	FEES	REVENUE	REVENUE	
LAMAR AIRPORT ADVERTISING CO. (a)	1,620,449	1,945	1,622,394	1,347,496	20.40%
SECURITY POINT MEDIA, LLC	8,500	-	8,500	5,451	55.93%
TOTALS	\$ 1,628,949	\$ 1,945	\$ 1,630,894	\$ 1,352,947	20.54%

NOTE:

a - Includes auditor adjustments to decrease revenue reported in the 2018-2019 Revenue Report.

LAMAR AIRPORT ADVERTISING CO.
ADVERTISING LEASE
 LEASE EXPIRES 02/28/2028

	ADVERTISING DISPLAYS GROSS RECEIPTS	MINIMUM RENT OR % GROSS (b),(c)	LATE / PENALTY FEES	19-20 MONTHLY REVENUE	18-19 MONTHLY REVENUE (d)	% CHANGE
JULY	\$ 169,141	\$ 101,485	\$ -	\$ 101,485	\$ 116,667	-13.01%
AUGUST	168,141	100,885	-	100,885	116,667	-13.53%
SEPTEMBER	295,041	177,025	-	177,025	116,667	51.74%
OCTOBER	198,741	119,245	-	119,245	116,667	2.21%
NOVEMBER	191,813	115,088	-	115,088	116,667	-1.35%
DECEMBER	367,316	220,390	-	220,390	116,667	88.91%
JANUARY	252,098	151,259	-	151,259	116,667	29.65%
FEBRUARY	238,600	143,160	-	143,160	116,667	22.71%
MARCH	238,891	122,978	-	122,978	82,170	49.66%
APRIL	168,350	122,978	-	122,978	94,470	30.18%
MAY	43,329	122,978	-	122,978	110,670	11.12%
JUNE (e)	(34,006)	122,978	1,945	124,923	126,850	-1.52%
TOTALS	\$ 2,297,455	\$ 1,620,449	\$ 1,945	\$ 1,622,394	\$ 1,347,496	20.40%

NOTE:

a - Lease effective March 1, 2018.

b - Effective March 1, 2019, greater of minimum annual guarantee of \$1,429,540 or 60% of gross receipts.

c - Effective March 1, 2020, greater of minimum annual guarantee of \$1,475,740 or 60% of gross receipts.

d - Includes auditor adjustments to decrease revenue reported in the 2018-2019 Revenue Report.

e - Multiple cancelled advertisement contracts accounts for June's negative gross receipts.

SECURITY POINT MEDIA, LLC
ADVERTISING LICENSE
 UPON WRITTEN NOTICE

	MONTHLY GROSS RECEIPTS	MINIMUM RENT OR 20% GROSS (b)	LATE / PENALTY FEES	19-20 MONTHLY REVENUE	18-19 MONTHLY REVENUE	% CHANGE
JULY	\$ -	\$ -	\$ -	\$ -	\$ -	N/A
AUGUST	-	-	-	-	-	N/A
SEPTEMBER	20,000	4,000	-	4,000	-	N/A
OCTOBER	-	500	-	500	1,817	-72.48%
NOVEMBER	-	500	-	500	1,817	-72.48%
DECEMBER	-	500	-	500	1,817	-72.48%
JANUARY	-	500	-	500	-	N/A
FEBRUARY	-	500	-	500	-	N/A
MARCH	-	500	-	500	-	N/A
APRIL	-	500	-	500	-	N/A
MAY	-	500	-	500	-	N/A
JUNE	-	500	-	500	-	N/A
TOTALS	\$ 20,000	\$ 8,500	\$ -	\$ 8,500	\$ 5,451	55.93%

NOTE:

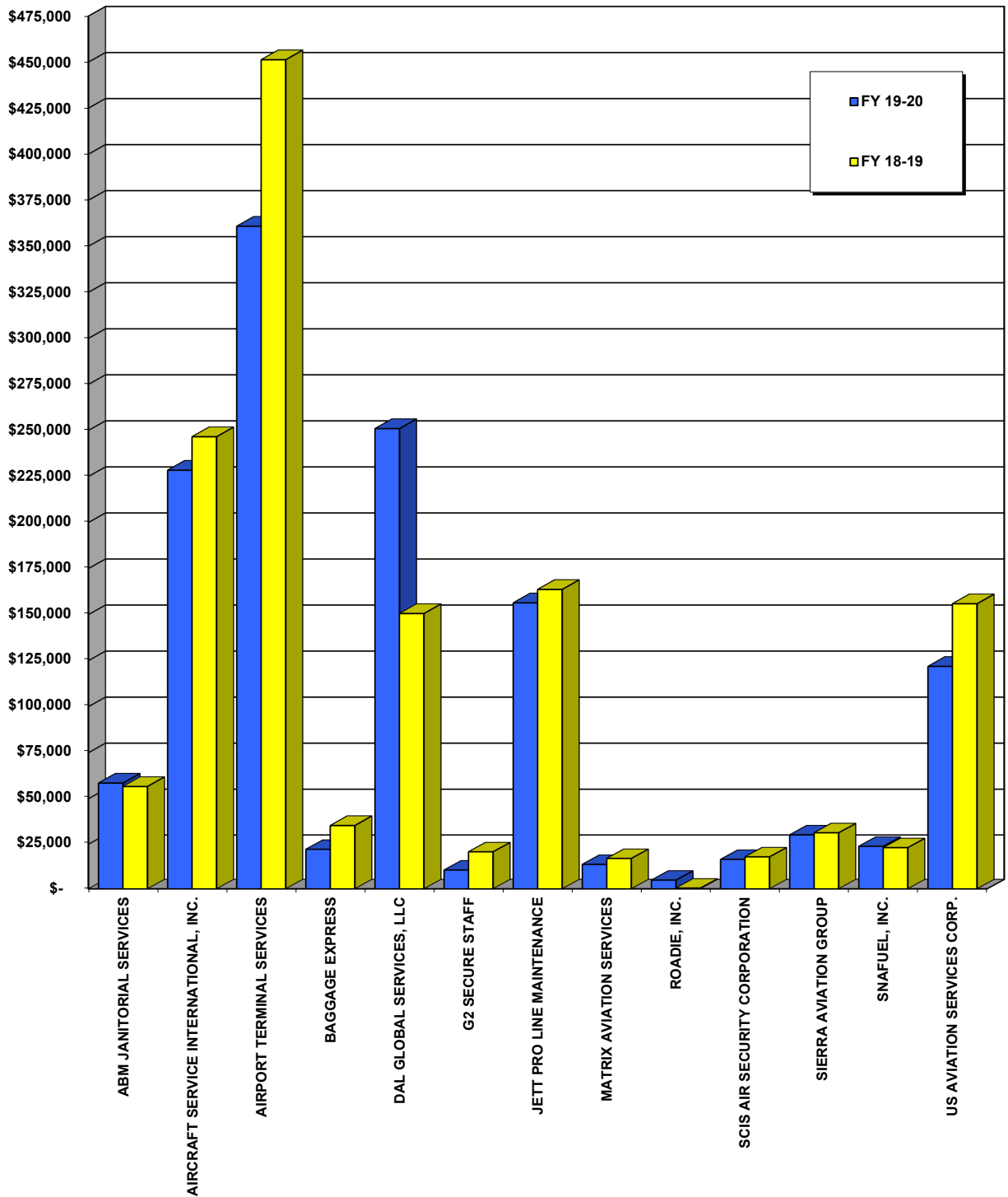
a - Lease effective October 1, 2015.

b - Greater of minimum annual guarantee of \$6,000 or 20% of gross receipts.

AIRLINE RELATED SERVICES



AIRLINE RELATED SERVICES SUMMARY



AIRLINE RELATED SERVICES SUMMARY FOR FY 2019-2020

LICENSEE/LESSEE	LATE / PENALTY		19-20	18-19	% CHANGE
	REVENUE	FEES	TOTAL REVENUE	TOTAL REVENUE	
ABM JANITORIAL SERVICES	\$ 57,050	\$ 1,478	\$ 58,528	\$ 56,653	3.31%
AIRCRAFT SERVICE INTERNATIONAL, INC.	225,183	3,219	228,402	246,592	-7.38%
AIRPORT TERMINAL SERVICES	356,409	4,477	360,886	451,290	-20.03%
BAGGAGE EXPRESS	20,034	2,119	22,153	35,466	-37.54%
DAL GLOBAL SERVICES, LLC	249,072	1,935	251,007	150,575	66.70%
G2 SECURE STAFF	9,403	1,134	10,537	20,755	-49.23%
JETT PRO LINE MAINTENANCE	147,201	9,199	156,400	163,670	-4.44%
MATRIX AVIATION SERVICES	12,457	1,257	13,714	17,035	-19.50%
ROADIE, INC.	4,430	437	4,867	379	1184.17%
SCIS AIR SECURITY CORPORATION	16,387	103	16,490	17,928	-8.02%
SIERRA AVIATION GROUP	30,038	230	30,268	31,426	-3.68%
SNAFUEL, INC.	23,724	130	23,854	23,079	3.36%
US AVIATION SERVICES CORP.	121,745	142	121,887	155,889	-21.81%
TOTALS	\$ 1,273,133	\$ 25,860	\$ 1,298,993	\$ 1,370,737	-5.23%

ABM JANITORIAL SERVICES
LICENSE AGREEMENT - AIRLINE RELATED SERVICES
UPON WRITTEN NOTICE

	MONTHLY GROSS RECEIPTS	MINIMUM RENT OR % GROSS (a)	LATE / PENALTY FEES	19-20 MONTHLY REVENUE	18-19 MONTHLY REVENUE	% CHANGE
JULY	\$ 35,038	\$ 5,256	\$ 355	\$ 5,611	\$ 4,357	28.78%
AUGUST	34,332	5,150	-	5,150	4,406	16.89%
SEPTEMBER	33,908	5,086	-	5,086	4,059	25.30%
OCTOBER	33,908	5,086	258	5,344	4,454	19.98%
NOVEMBER	33,766	5,065	176	5,241	4,220	24.19%
DECEMBER	35,321	5,298	176	5,474	4,306	27.12%
JANUARY	35,975	5,396	-	5,396	4,958	8.83%
FEBRUARY	33,509	5,026	-	5,026	4,867	3.27%
MARCH	34,450	5,168	-	5,168	5,298	-2.45%
APRIL	25,055	3,758	179	3,937	5,086	-22.59%
MAY	21,514	3,227	178	3,405	5,577	-38.95%
JUNE	23,558	3,534	156	3,690	5,065	-27.15%
TOTALS	\$ 380,334	\$ 57,050	\$ 1,478	\$ 58,528	\$ 56,653	3.31%

NOTE:

a - Greater of monthly minimum of \$125 or 15% of monthly aircraft interior cleaning services gross receipts.

PM 1121-360-156 (a)

PM 1121-360-144

AIRCRAFT SERVICE INTERNATIONAL, INC.
LICENSE AGREEMENT - AIRLINE RELATED SERVICES
UPON WRITTEN NOTICE

	MONTHLY GROSS RECEIPTS	MINIMUM RENT OR % GROSS (b)	TEMPORARY OFFICE RENT (c)	LATE / PENALTY FEES	19-20 MONTHLY REVENUE	18-19 MONTHLY REVENUE	% CHANGE
JULY	\$ 199,142	\$ 19,914	\$ 1,660	\$ 123	\$ 21,697	\$ 19,957	8.72%
AUGUST	200,539	20,054	1,660	398	22,112	20,081	10.11%
SEPTEMBER	186,817	18,682	1,660	-	20,342	20,473	-0.64%
OCTOBER	198,180	19,818	1,660	250	21,728	19,691	10.34%
NOVEMBER	193,730	19,373	1,660	-	21,033	20,404	3.08%
DECEMBER	209,048	20,905	1,660	125	22,690	20,612	10.08%
JANUARY	191,421	19,142	1,660	-	20,802	20,333	2.31%
FEBRUARY	176,946	17,695	1,660	391	19,746	18,917	4.38%
MARCH	169,924	16,992	1,660	-	18,652	20,838	-10.49%
APRIL	114,348	11,435	1,660	926	14,021	20,577	-31.86%
MAY	101,908	10,191	1,754	250	12,195	22,829	-46.58%
JUNE	108,735	10,874	1,754	756	13,384	21,880	-38.83%
TOTALS	\$ 2,050,738	\$ 205,075	\$ 20,108	\$ 3,219	\$ 228,402	\$ 246,592	-7.38%

NOTE:

a - Lease effective January 18, 2017.

b - Greater of monthly minimum of \$125 or 10% of monthly ramp services gross receipts.

c - Temporary office monthly rent at \$1,660 from May 2019 and \$1,754 from May 2020.

PM 1121-360-45
PM 1121-360-117

AIRPORT TERMINAL SERVICES
LICENSE AGREEMENT - AIRLINE RELATED SERVICES
UPON WRITTEN NOTICE

	MONTHLY GROSS RECEIPTS	MINIMUM RENT OR % GROSS (a)	TEMPORARY OFFICE RENT (b)	LATE / PENALTY FEES	19-20 MONTHLY REVENUE	18-19 MONTHLY REVENUE	% CHANGE
JULY	\$ 385,214	\$ 38,521	\$ 924	\$ 239	\$ 39,684	\$ 36,051	10.08%
AUGUST	375,398	37,540	924	1,371	39,835	35,745	11.44%
SEPTEMBER	355,680	35,568	924	114	36,606	35,366	3.51%
OCTOBER	362,463	36,246	924	-	37,170	36,619	1.50%
NOVEMBER	374,438	37,444	924	-	38,368	36,276	5.77%
DECEMBER	420,538	42,054	924	-	42,978	36,132	18.95%
JANUARY	315,977	31,598	924	-	32,522	39,280	-17.20%
FEBRUARY	342,336	34,234	924	-	35,158	36,693	-4.18%
MARCH	293,111	29,311	924	-	30,235	42,097	-28.18%
APRIL	46,756	4,676	924	731	6,331	38,248	-83.45%
MAY	55,935	5,594	924	1,908	8,426	40,468	-79.18%
JUNE	125,352	12,535	924	114	13,573	38,315	-64.58%
TOTALS	\$ 3,453,198	\$ 345,321	\$ 11,088	\$ 4,477	\$ 360,886	\$ 451,290	-20.03%

NOTE:

- a - Greater of monthly minimum of \$125 or 10% of monthly ramp services gross receipts.
b - Temporary office monthly rent at \$924 from May 2019.

BAGGAGE EXPRESS
LICENSE AGREEMENT - AIRLINE RELATED SERVICES
 UPON WRITTEN NOTICE

	MONTHLY GROSS RECEIPTS	MINIMUM RENT OR % GROSS (b),(c)	LATE / PENALTY FEES	19-20 MONTHLY REVENUE	18-19 MONTHLY REVENUE	% CHANGE
JULY	\$ 32,705	\$ 3,271	\$ 358	\$ 3,629	\$ 3,589	1.11%
AUGUST	26,828	2,683	-	2,683	3,254	-17.55%
SEPTEMBER	20,659	2,066	398	2,464	2,277	8.21%
OCTOBER	18,146	1,815	198	2,013	2,654	-24.15%
NOVEMBER	15,616	1,562	311	1,873	2,636	-28.95%
DECEMBER	30,713	3,071	-	3,071	3,149	-2.48%
JANUARY	23,649	2,365	-	2,365	2,601	-9.07%
FEBRUARY	17,922	1,792	123	1,915	2,655	-27.87%
MARCH	9,296	930	-	930	3,038	-69.39%
APRIL	264	125	363	488	2,650	-81.58%
MAY	970	125	268	393	3,870	-89.84%
JUNE	2,293	229	100	329	3,093	-89.36%
TOTALS	\$ 199,061	\$ 20,034	\$ 2,119	\$ 22,153	\$ 35,466	-37.54%

NOTE:

a - License effective May 1, 2018.

b - Greater of monthly minimum of \$125 or 10% of monthly ground services gross receipts.

c - Due to the COVID-19 pandemic, beginning March 1, 2020 to June 30, 2020, minimum monthly fee is deferred. Licensee is required to continue payment of percentage rent during the deferral period. All deferred rent shall be paid by June 30, 2021.

DAL GLOBAL SERVICES, LLC
LICENSE AGREEMENT - AIRLINE RELATED SERVICES
UPON WRITTEN NOTICE

	MONTHLY GROSS RECEIPTS (b),(c)	MINIMUM RENT OR % GROSS (a)	LATE / PENALTY FEES	19-20 MONTHLY REVENUE	18-19 MONTHLY REVENUE	% CHANGE
JULY	\$ 244,040	\$ 24,404	\$ -	\$ 24,404	\$ 125	19423.20%
AUGUST	248,023	24,802	-	24,802	125	19741.60%
SEPTEMBER	237,754	23,775	-	23,775	125	18920.00%
OCTOBER	241,968	24,197	-	24,197	125	19257.60%
NOVEMBER	234,983	23,498	-	23,498	125	18698.40%
DECEMBER	247,171	24,717	-	24,717	8,729	183.16%
JANUARY	240,531	24,053	-	24,053	23,366	2.94%
FEBRUARY	252,437	25,244	-	25,244	21,334	18.33%
MARCH	217,965	21,797	-	21,797	23,986	-9.13%
APRIL	92,152	9,215	1,510	10,725	23,976	-55.27%
MAY	113,112	11,311	425	11,736	23,940	-50.98%
JUNE	120,588	12,059	-	12,059	24,619	-51.02%
TOTALS	\$ 2,490,724	\$ 249,072	\$ 1,935	\$ 251,007	\$ 150,575	66.70%

NOTE:

- a - Greater of monthly minimum of \$125 or 10% of monthly ramp services gross receipts.
b - Before December 21, 2018, DAL Global Services (DGS) was only servicing Delta Airlines and, as a wholly owned subsidiary of Delta Airlines, did not report any revenue to JWA.
c - On December 21, 2018, Delta Airlines sold DGS. DGS continues to service Delta at JWA and is required to report gross receipts.

G2 SECURE STAFF
LICENSE AGREEMENT - AIRLINE RELATED SERVICES
 UPON WRITTEN NOTICE

	MONTHLY GROSS RECEIPTS (b)	MINIMUM RENT OR % GROSS (a)	LATE / PENALTY FEES	19-20 MONTHLY REVENUE	18-19 MONTHLY REVENUE	% CHANGE
JULY	\$ 2,866	\$ 430	\$ 131	\$ 561	\$ 1,902	-70.50%
AUGUST	3,528	529	-	529	1,902	-72.19%
SEPTEMBER	12,788	1,918	217	2,135	1,841	15.97%
OCTOBER	9,702	1,455	108	1,563	1,607	-2.74%
NOVEMBER	13,760	2,064	-	2,064	1,841	12.11%
DECEMBER	13,670	2,051	-	2,051	1,721	19.17%
JANUARY	2,205	331	-	331	1,352	-75.52%
FEBRUARY	-	125	131	256	1,412	-81.87%
MARCH	-	125	-	125	1,918	-93.48%
APRIL	-	125	236	361	1,984	-81.80%
MAY	-	125	-	125	2,417	-94.83%
JUNE	-	125	311	436	858	-49.18%
TOTALS	\$ 58,519	\$ 9,403	\$ 1,134	\$ 10,537	\$ 20,755	-49.23%

NOTE:

- a - Greater of monthly minimum of \$125 or 15% of monthly aircraft interior cleaning services gross receipts.
- b - Due to the COVID-19 pandemic, operations closed in January 2020. Operations shall start back up in October 2020.

JETT PRO LINE MAINTENANCE
LICENSE AGREEMENT - AIRLINE RELATED SERVICES
UPON WRITTEN NOTICE

	MONTHLY GROSS RECEIPTS	MINIMUM RENT OR % GROSS (a)	TEMPORARY OFFICE RENT (b)	LATE / PENALTY FEES	19-20 MONTHLY REVENUE	18-19 MONTHLY REVENUE	% CHANGE
JULY	\$ 126,433	\$ 12,643	\$ 1,305	\$ 1,058	\$ 15,006	\$ 10,775	39.27%
AUGUST	126,900	12,690	1,305	479	14,474	15,331	-5.59%
SEPTEMBER	111,805	11,181	1,305	-	12,486	12,002	4.03%
OCTOBER	143,962	14,396	1,305	867	16,568	14,745	12.36%
NOVEMBER	111,111	11,111	1,305	-	12,416	14,545	-14.64%
DECEMBER	120,595	12,060	1,305	-	13,365	12,122	10.25%
JANUARY	116,704	11,670	1,305	-	12,975	15,100	-14.07%
FEBRUARY	114,775	11,478	1,305	1,788	14,571	12,245	19.00%
MARCH	106,290	10,629	1,329	-	11,958	15,213	-21.40%
APRIL	73,240	7,324	1,329	2,792	11,445	13,233	-13.51%
MAY	64,854	6,485	1,329	-	7,814	15,284	-48.87%
JUNE	97,775	9,778	1,329	2,215	13,322	13,075	1.89%
TOTALS	\$ 1,314,444	\$ 131,445	\$ 15,756	\$ 9,199	\$ 156,400	\$ 163,670	-4.44%

NOTE:

a - Greater of monthly minimum of \$125 or 10% of monthly ramp services gross receipts.

b - Monthly rent at \$1,305 from March 2019 and \$1,329 from March 2020.

MATRIX AVIATION SERVICES
LICENSE AGREEMENT - AIRLINE RELATED SERVICES
LICENSE TERMINATED 03/22/2020

	MONTHLY GROSS RECEIPTS	MINIMUM RENT OR % GROSS (a)	LATE / PENALTY FEES	19-20 MONTHLY REVENUE	18-19 MONTHLY REVENUE	% CHANGE
JULY	\$ 14,983	\$ 1,498	\$ 122	\$ 1,620	\$ 1,357	19.38%
AUGUST	15,353	1,535	122	1,657	1,878	-11.77%
SEPTEMBER	14,672	1,467	122	1,589	1,442	10.19%
OCTOBER	14,500	1,450	146	1,596	1,456	9.62%
NOVEMBER	12,198	1,220	-	1,220	1,266	-3.63%
DECEMBER	13,050	1,305	122	1,427	1,129	26.40%
JANUARY	15,527	1,553	-	1,553	1,308	18.73%
FEBRUARY	14,131	1,413	122	1,535	1,260	21.83%
MARCH	10,163	1,016	-	1,016	1,324	-23.26%
APRIL	-	-	243	243	1,308	-81.42%
MAY	-	-	258	258	1,737	-85.15%
JUNE	-	-	-	-	1,570	-100.00%
TOTALS	\$ 124,577	\$ 12,457	\$ 1,257	\$ 13,714	\$ 17,035	-19.50%

NOTE:

a - Greater of monthly minimum of \$125 or 10% of monthly ramp services gross receipts.

b - License terminated March 22, 2020.

ROADIE, INC.
LICENSE AGREEMENT - AIRLINE RELATED SERVICES
 UPON WRITTEN NOTICE

	MONTHLY GROSS RECEIPTS	MINIMUM RENT OR % GROSS (b)	LATE / PENALTY FEES	19-20 MONTHLY REVENUE	18-19 MONTHLY REVENUE	% CHANGE
JULY	\$ 6,382	\$ 638	\$ -	\$ 638	\$ -	N/A
AUGUST	5,826	583	-	583	-	N/A
SEPTEMBER	4,025	403	110	513	-	N/A
OCTOBER	4,850	485	117	602	-	N/A
NOVEMBER	2,942	294	-	294	-	N/A
DECEMBER	6,318	632	107	739	-	N/A
JANUARY	4,196	420	-	420	-	N/A
FEBRUARY	3,851	385	-	385	-	N/A
MARCH	2,147	215	-	215	-	N/A
APRIL	30	125	-	125	-	N/A
MAY	-	125	103	228	-	N/A
JUNE	95	125	-	125	379	-67.02%
TOTALS	\$ 40,662	\$ 4,430	\$ 437	\$ 4,867	\$ 379	1184.17%

NOTE:

a - License effective June 1, 2019.

b - Greater of monthly minimum of \$125 or 10% of monthly ground services gross receipts.

SCIS AIR SECURITY CORPORATION
LICENSE AGREEMENT - AIRLINE RELATED SERVICES
UPON WRITTEN NOTICE

	MONTHLY GROSS RECEIPTS	MINIMUM RENT OR % GROSS (a)	LATE / PENALTY FEES	19-20 MONTHLY REVENUE	18-19 MONTHLY REVENUE	% CHANGE
JULY	\$ 27,892	\$ 1,674	\$ -	\$ 1,674	\$ 1,480	13.11%
AUGUST	27,106	1,626	-	1,626	1,546	5.17%
SEPTEMBER	24,730	1,484	-	1,484	1,451	2.27%
OCTOBER	25,129	1,508	-	1,508	1,558	-3.21%
NOVEMBER	28,102	1,686	-	1,686	1,460	15.48%
DECEMBER	68,615	4,117	-	4,117	1,469	180.26%
JANUARY	29,464	1,768	-	1,768	1,424	24.16%
FEBRUARY	26,297	1,578	-	1,578	1,229	28.40%
MARCH	3,768	226	-	226	1,527	-85.20%
APRIL	7,838	470	-	470	1,569	-70.04%
MAY	592	125	103	228	1,649	-86.17%
JUNE	1,481	125	-	125	1,566	-92.02%
TOTALS	\$ 271,014	\$ 16,387	\$ 103	\$ 16,490	\$ 17,928	-8.02%

NOTE:

a - Greater of monthly minimum of \$125 or 6% of monthly in-flight food delivery security services gross receipts.

PM 1121-360-122

PM 1121-360-141

SIERRA AVIATION GROUP
LICENSE AGREEMENT - AIRLINE RELATED SERVICES

UPON WRITTEN NOTICE

	MONTHLY GROSS RECEIPTS	MINIMUM RENT OR % GROSS (a)	SPACE RENT (b)	LATE / PENALTY FEES	19-20 MONTHLY REVENUE	18-19 MONTHLY REVENUE	% CHANGE
JULY	\$ 17,617	\$ 1,762	\$ 1,016	\$ -	\$ 2,778	\$ 2,593	7.13%
AUGUST	17,658	1,766	1,016	-	2,782	2,579	7.87%
SEPTEMBER	17,007	1,701	1,016	-	2,717	2,541	6.93%
OCTOBER	17,383	1,738	1,016	115	2,869	2,600	10.35%
NOVEMBER	17,034	1,703	1,016	-	2,719	2,530	7.47%
DECEMBER	17,606	1,761	1,016	-	2,777	2,626	5.75%
JANUARY	18,531	1,853	1,016	-	2,869	2,701	6.22%
FEBRUARY	17,286	1,729	1,016	-	2,745	2,420	13.43%
MARCH	14,779	1,478	1,016	-	2,494	2,636	-5.39%
APRIL	8,108	811	1,016	-	1,827	2,616	-30.16%
MAY	7,362	736	1,016	-	1,752	2,866	-38.87%
JUNE	8,080	808	1,016	115	1,939	2,718	-28.66%
TOTALS	\$ 178,451	\$ 17,846	\$ 12,192	\$ 230	\$ 30,268	\$ 31,426	-3.68%

NOTE:

a - Greater of monthly minimum of \$125 or 10% of monthly ramp services gross receipts.

b - Monthly rent at \$1,016 from May 2019.

SNAFUEL, INC.
HYDRANT FUELING FACILITIES LEASE
 LEASE EXPIRES 12/31/2030

	MONTHLY RENT (a)	LATE / PENALTY FEES	19-20 MONTHLY REVENUE	18-19 MONTHLY REVENUE	% CHANGE
JULY	\$ 1,929	\$ -	\$ 1,929	\$ 1,854	4.05%
AUGUST	1,929	-	1,929	1,854	4.05%
SEPTEMBER	1,929	-	1,929	1,854	4.05%
OCTOBER	1,993	-	1,993	1,929	3.32%
NOVEMBER	1,993	-	1,993	1,929	3.32%
DECEMBER	1,993	130	2,123	1,929	10.06%
JANUARY	1,993	-	1,993	1,929	3.32%
FEBRUARY	1,993	-	1,993	2,085	-4.41%
MARCH	1,993	-	1,993	1,929	3.32%
APRIL	1,993	-	1,993	1,929	3.32%
MAY	1,993	-	1,993	1,929	3.32%
JUNE	1,993	-	1,993	1,929	3.32%
TOTALS	\$ 23,724	\$ 130	\$ 23,854	\$ 23,079	3.36%

NOTE:

a - Monthly rent at \$1,929 from October 2018 and \$1,993 from October 2019.

US AVIATION SERVICES CORP.
LICENSE AGREEMENT - AIRLINE RELATED SERVICES
UPON WRITTEN NOTICE

	MONTHLY GROSS RECEIPTS	MINIMUM RENT OR % GROSS (a)	LATE / PENALTY FEES	19-20 MONTHLY REVENUE	18-19 MONTHLY REVENUE	% CHANGE
JULY	\$ 88,723	\$ 13,308	\$ -	\$ 13,308	\$ 12,269	8.47%
AUGUST	87,695	13,154	-	13,154	12,927	1.76%
SEPTEMBER	86,047	12,907	-	12,907	12,308	4.87%
OCTOBER	84,705	12,706	-	12,706	13,709	-7.32%
NOVEMBER	76,780	11,517	-	11,517	13,094	-12.04%
DECEMBER	80,590	12,089	-	12,089	13,702	-11.77%
JANUARY	90,559	13,584	-	13,584	14,933	-9.03%
FEBRUARY	81,557	12,234	-	12,234	11,676	4.78%
MARCH	70,123	10,518	-	10,518	11,924	-11.79%
APRIL	18,558	2,784	-	2,784	12,828	-78.30%
MAY	21,980	3,297	-	3,297	13,137	-74.90%
JUNE	24,313	3,647	142	3,789	13,382	-71.69%
TOTALS	\$ 811,630	\$ 121,745	\$ 142	\$ 121,887	\$ 155,889	-21.81%

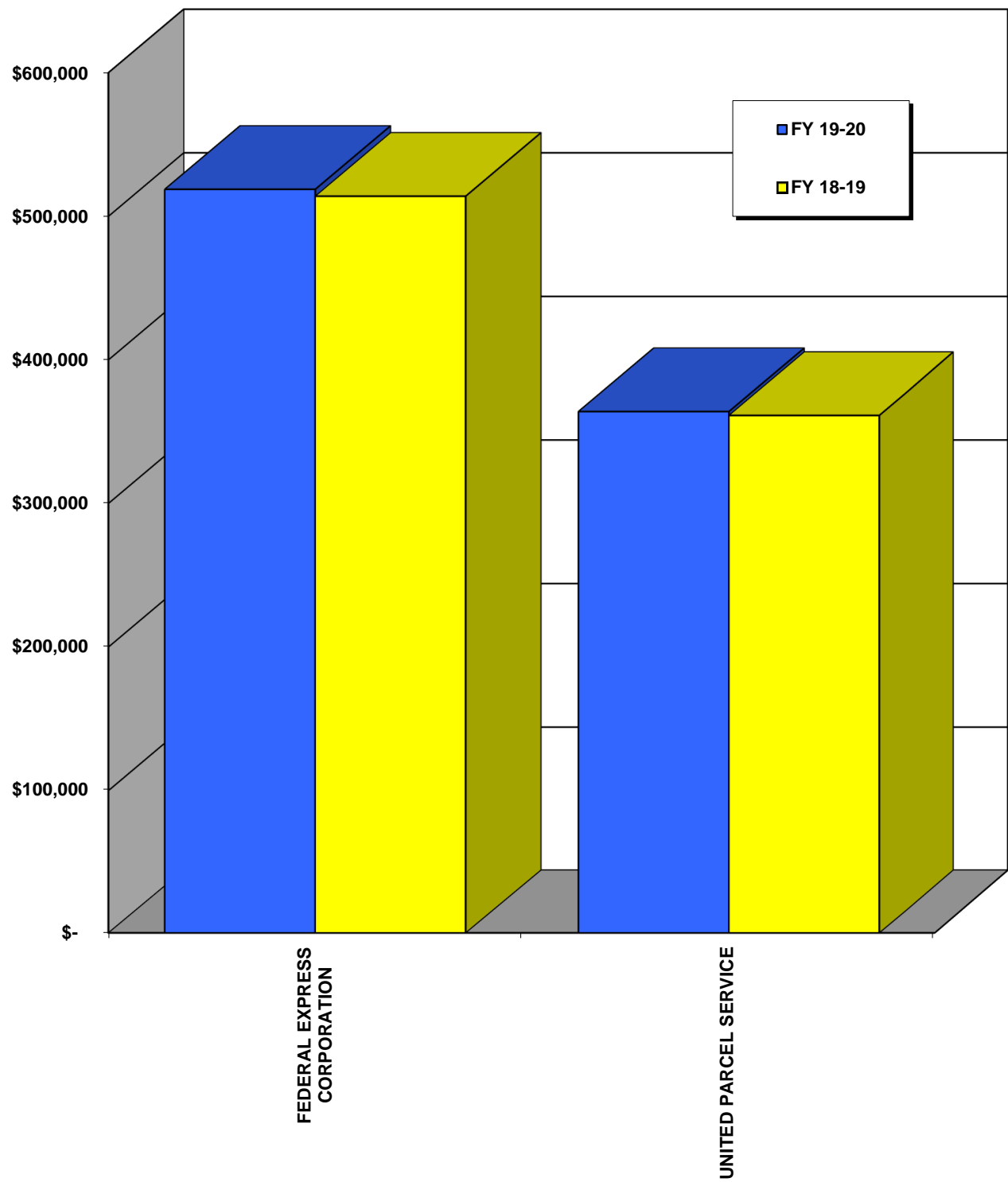
NOTE:

a - Greater of monthly minimum of \$125 or 15% of monthly aircraft interior cleaning services gross receipts.

ALL CARGO AIR SERVICE



ALL CARGO AIR SERVICE SUMMARY



ALL CARGO AIR SERVICE SUMMARY FOR FY 2019-2020

LESSEE	SPACE RENT	NUMBER OF LANDINGS	LANDING FEES (a)	DAYS USE OF CARGO RAMP OPERATING AREA	CARGO RAMP OPERATING AREA FEES (b)
FEDERAL EXPRESS CORPORATION	\$ 247,292	256	\$ 216,834	256	\$ 45,174
UNITED PARCEL SERVICE	199,916	209	122,286	209	36,883
TOTALS	\$ 447,208	465	\$ 339,120	465	\$ 82,057

LESSEE	OPERATIONS FEES (c)	LATE / PENALTY FEES	19-20 TOTAL REVENUE	18-19 TOTAL REVENUE	% CHANGE
FEDERAL EXPRESS CORPORATION	\$ 5,960	\$ 3,500	\$ 518,760	\$ 513,947	0.94%
UNITED PARCEL SERVICE	4,870	-	363,955	361,258	0.75%
TOTALS	\$ 10,830	\$ 3,500	\$ 882,715	\$ 875,205	0.86%

LESSEE	FLIGHTS		AIR FREIGHT (TONS)	
	DEPARTURES	ARRIVALS	ENPLANED	DEPLANED
FEDERAL EXPRESS CORPORATION	256	256	7,536.92	1,176.37
UNITED PARCEL SERVICE	209	209	4,102.47	3,201.85
TOTALS	465	465	11,639.39	4,378.22

NOTE:

a - Landing fee rate per 1,000 pounds at \$2.62 from May 2019 and \$2.81 from November 2019.

b - Cargo Ramp Operating Area fee rate per night at \$170.14 from May 2019 and \$179.72 from November 2019.

c - Operations fee rate per departure at \$20.21 from May 2019 and \$24.87 from November 2019.

FEDERAL EXPRESS CORPORATION
ALL CARGO AIR SERVICE LEASE

LEASE EXPIRES 12/31/2020

	SPACE RENT	NUMBER OF LANDINGS	LANDING FEES (b)	DAYS USE OF CARGO RAMP OPERATING AREA	CARGO RAMP OPERATING AREA FEES (c)
JULY	\$ 21,147	22	\$ 17,788	22	\$ 3,743
AUGUST	21,147	22	17,788	22	3,743
SEPTEMBER	21,147	20	16,159	20	3,403
OCTOBER	21,147	23	18,596	23	3,913
NOVEMBER	20,338	20	17,343	20	3,594
DECEMBER	20,338	21	18,211	21	3,774
JANUARY	20,338	22	19,053	22	3,954
FEBRUARY	20,338	20	17,331	20	3,594
MARCH	20,338	22	19,078	22	3,954
APRIL	20,338	22	19,078	22	3,954
MAY	20,338	20	17,331	20	3,594
JUNE	20,338	22	19,078	22	3,954
TOTALS	\$ 247,292	256	\$ 216,834	256	\$ 45,174

	OPERATIONS FEES (d)	LATE / PENALTY FEES	19-20 MONTHLY REVENUE	18-19 MONTHLY REVENUE	% CHANGE
JULY	\$ 445	\$ -	\$ 43,123	\$ 38,298	12.60%
AUGUST	445	-	43,123	41,132	4.84%
SEPTEMBER	404	-	41,113	37,341	10.10%
OCTOBER	465	-	44,121	43,632	1.12%
NOVEMBER	497	3,500	45,272	45,700	-0.94%
DECEMBER	522	-	42,845	44,701	-4.15%
JANUARY	547	-	43,892	44,247	-0.80%
FEBRUARY	497	-	41,760	44,689	-6.55%
MARCH	547	-	43,917	43,224	1.60%
APRIL	547	-	43,917	46,747	-6.05%
MAY	497	-	41,760	43,111	-3.13%
JUNE	547	-	43,917	41,125	6.79%
TOTALS	\$ 5,960	\$ 3,500	\$ 518,760	\$ 513,947	0.94%

	FLIGHTS		AIR FREIGHT (TONS)	
	DEPARTURES	ARRIVALS	ENPLANED	DEPLANED
JULY	22	22	599.76	18.39
AUGUST	22	22	658.99	13.65
SEPTEMBER	20	20	616.72	23.32
OCTOBER	23	23	657.21	44.25
NOVEMBER	20	20	630.95	152.52
DECEMBER	21	21	589.82	127.93
JANUARY	22	22	648.95	128.16
FEBRUARY	20	20	631.01	166.81
MARCH	22	22	587.82	171.50
APRIL	22	22	590.64	74.52
MAY	20	20	634.73	162.13
JUNE	22	22	690.32	93.19
TOTALS	256	256	7,536.92	1,176.37

NOTE:

a - Lease effective December 13, 2016.

b - Landing fee rate per 1,000 pounds at \$2.62 from May 2019 and \$2.81 from November 2019.

c - Cargo Ramp Operating Area fee rate per night at \$170.14 from May 2019 and \$179.72 from November 2019.

d - Operations fee rate per departure at \$20.21 from May 2019 and \$24.87 from November 2019.

UNITED PARCEL SERVICE
ALL CARGO AIR SERVICE LEASE

LEASE EXPIRES 12/31/2020

	SPACE RENT	NUMBER OF LANDINGS	LANDING FEES (b)	DAYS USE OF CARGO RAMP OPERATING AREA	CARGO RAMP OPERATING AREA FEES (c)
JULY	\$ 17,095	18	\$ 9,904	18	\$ 3,063
AUGUST	17,095	17	9,353	17	2,892
SEPTEMBER	17,095	17	9,353	17	2,892
OCTOBER	17,095	19	10,454	19	3,233
NOVEMBER	16,442	15	8,852	15	2,696
DECEMBER	16,442	19	12,998	19	3,415
JANUARY	16,442	17	10,032	17	3,055
FEBRUARY	16,442	16	9,442	16	2,876
MARCH	16,442	18	10,622	18	3,235
APRIL	16,442	19	11,212	19	3,415
MAY	16,442	16	9,442	16	2,876
JUNE	16,442	18	10,622	18	3,235
TOTALS	\$ 199,916	209	\$ 122,286	209	\$ 36,883

	OPERATIONS FEES (d)	LATE / PENALTY FEES	19-20 MONTHLY REVENUE	18-19 MONTHLY REVENUE	% CHANGE
JULY	\$ 364	\$ -	\$ 30,426	\$ 27,607	10.21%
AUGUST	344	-	29,684	28,308	4.86%
SEPTEMBER	344	-	29,684	26,204	13.28%
OCTOBER	384	-	31,166	29,009	7.44%
NOVEMBER	373	-	28,363	30,458	-6.88%
DECEMBER	473	-	33,328	35,108	-5.07%
JANUARY	423	-	29,952	31,321	-4.37%
FEBRUARY	398	-	29,158	32,200	-9.45%
MARCH	448	-	30,747	30,458	0.95%
APRIL	473	-	31,542	31,216	1.04%
MAY	398	-	29,158	30,426	-4.17%
JUNE	448	-	30,747	28,943	6.23%
TOTALS	\$ 4,870	\$ -	\$ 363,955	\$ 361,258	0.75%

	FLIGHTS		AIR FREIGHT (TONS)	
	DEPARTURES	ARRIVALS	ENPLANED	DEPLANED
JULY	18	18	357.12	320.58
AUGUST	17	17	332.90	280.76
SEPTEMBER	17	17	282.28	244.79
OCTOBER	19	19	366.20	273.44
NOVEMBER	15	15	323.55	236.25
DECEMBER	19	19	421.36	390.62
JANUARY	17	17	326.79	279.69
FEBRUARY	16	16	289.30	190.55
MARCH	18	18	285.01	222.51
APRIL	19	19	309.42	230.41
MAY	16	16	369.11	236.64
JUNE	18	18	439.43	295.61
TOTALS	209	209	4,102.47	3,201.85

NOTE:

a - Lease effective December 13, 2016.

b - Landing fee rate per 1,000 pounds at \$2.62 from May 2019 and \$2.81 from November 2019.

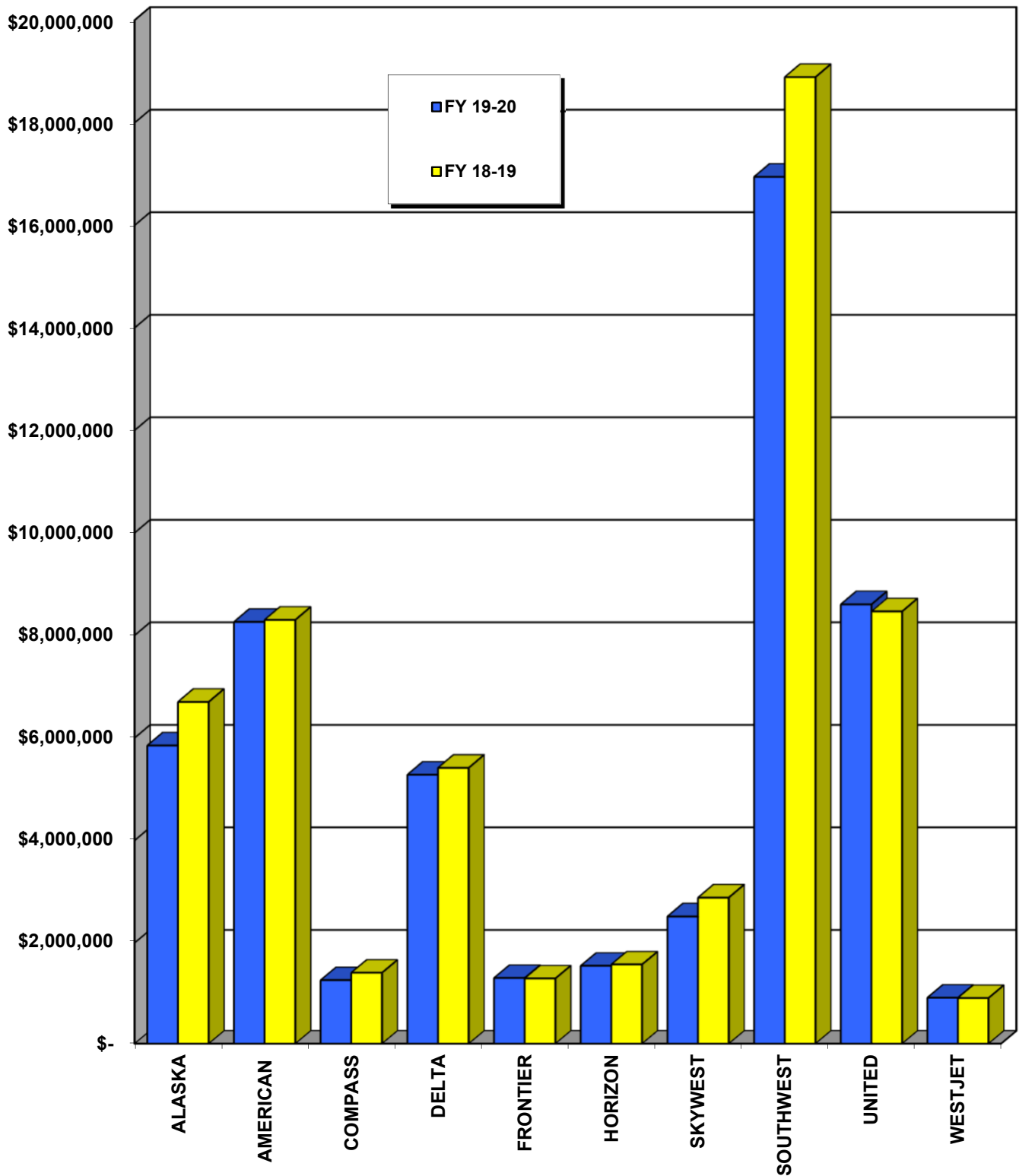
c - Cargo Ramp Operating Area fee rate per night at \$170.14 from May 2019 and \$179.72 from November 2019.

d - Operations fee rate per departure at \$20.21 from May 2019 and \$24.87 from November 2019.

COMMERCIAL AIRLINES



COMMERCIAL AIRLINES SUMMARY



COMMERCIAL AIRLINES SUMMARY FOR FY 2019-2020

LESSEE/LICENSEE	TERMINAL & MEZZANINE		UTILITIES		JANITORIAL		RAMP EQ STORAGE		CUPPS		CUPPS UPGRADE		CBP		IAF	
	RENT		FEES		FEES		FEES		FEES		FEES		FEES		FEES	
ALASKA	\$ 2,911,236		\$ 217,656		\$ 479,200		\$ 55,220		\$ 180,400		\$ 30,524		\$ 288,560		\$ 228,576	
AMERICAN	4,564,720		306,624		675,404		104,980		253,284		38,468		-		-	
COMPASS	717,797		54,544		120,495		-		45,607		10,016		-		-	
DELTA	2,794,304		200,356		441,260		77,124		166,136		28,600		-		-	
FRONTIER	820,868		55,868		123,088		18,516		46,284		7,744		-		-	
HORIZON	853,156		62,696		139,720		12,028		51,532		7,268		-		-	
SKYWEST	1,283,208		105,936		234,232		-		88,484		19,084		-		-	
SOUTHWEST	8,338,644		617,700		1,361,784		156,232		513,564		96,152		505,620		517,060	
UNITED	4,811,872		321,880		708,476		133,440		266,392		42,884		-		-	
WESTJET	540,004		34,880		76,844		3,152		28,872		4,720		125,328		-	
TOTALS	\$ 27,635,809		\$ 1,978,140		\$ 4,360,503		\$ 560,692		\$ 1,640,555		\$ 285,460		\$ 919,508		\$ 745,636	

LESSEE/LICENSEE	NUMBER OF LANDINGS	LANDING FEES (a)	NUMBER OF REMAIN		REMAIN OVERNIGHT FEES (b)	OPERATIONS FEES (c)	LATE / PENALTY		19-20 TOTAL REVENUE	18-19 TOTAL REVENUE
			REMAIN OVERNIGHTS				FEES			
ALASKA	3,200	\$ 1,243,090	701		\$ 123,599	\$ 72,474	\$ 18,165		\$ 5,848,700	\$ 6,699,636
AMERICAN	4,892	1,912,229	1,541		271,104	111,669	22,589		8,261,071	8,301,017
COMPASS	1,155	230,662	281		49,312	26,092	4,104		1,258,629	1,405,634
DELTA	3,224	1,285,011	1,100		193,277	73,422	19,820		5,279,310	5,413,555
FRONTIER	546	213,393	6		1,049	12,452	2,474		1,301,736	1,292,188
HORIZON	1,539	313,895	299		52,586	34,890	14,656		1,542,427	1,569,109
SKYWEST	3,032	617,521	434		76,799	69,483	19,454		2,514,201	2,882,990
SOUTHWEST	11,672	4,092,739	2,699		475,676	268,135	-		16,943,306	18,889,316
UNITED	4,853	1,861,019	1,659		291,891	110,438	55,137		8,603,429	8,465,190
WESTJET	254	88,275	-		-	5,748	1,914		909,737	903,387
TOTALS	34,367	\$ 11,857,834	8,720		\$ 1,535,293	\$ 784,803	\$ 158,313		\$ 52,462,546	\$ 55,822,022

LESSEE/LICENSEE	FLIGHTS			PASSENGERS		AIR FREIGHT (TONS)	
	% CHANGE	DEPARTURES	ARRIVALS	ENPLANED	DEPLANED	ENPLANED	DEPLANED
ALASKA	-12.70%	3,199	3,200	412,040	413,211	8.90	39.10
AMERICAN	-0.48%	4,893	4,892	644,661	654,944	59.78	13.46
COMPASS	-10.46%	1,155	1,155	69,324	71,301	-	-
DELTA	-2.48%	3,223	3,224	390,784	395,715	305.09	187.53
FRONTIER	0.74%	546	546	80,790	80,651	-	-
HORIZON	-1.70%	1,538	1,539	88,894	89,205	1.60	4.60
SKYWEST	-12.79%	3,035	3,032	178,015	177,097	-	2.00
SOUTHWEST	-10.30%	11,673	11,672	1,217,571	1,218,319	375.42	256.50
UNITED	1.63%	4,856	4,853	594,768	592,633	183.47	-
WESTJET	0.70%	254	254	28,942	28,770	-	-
TOTALS	-6.02%	34,372	34,367	3,705,789	3,721,846	934.26	503.19

NOTE:

- a - Landing fee rate per 1,000 pounds at \$2.62 from May 2019 and \$2.81 from November 2019.
- b - Remain overnight fee rate per night at \$170.14 from May 2019 and \$179.72 from November 2019.
- c - Operations fee rate per operation on apron at \$20.21 from May 2019 and \$24.87 from November 2019.

ALASKA AIRLINES
CERTIFICATED PASSENGER AIRLINE LEASE
 LEASE EXPIRES 12/31/2020

	TERMINAL RENT (f)	UTILITIES FEES (f)	JANITORIAL FEES (f)	RAMP EQ STORAGE FEES (f)	CUPPS FEES (f)	CUPPS UPGRADE FEES (e)	CBP FEES (g)	IAF FEES (g)
JULY	\$ 236,787	\$ 16,440	\$ 37,524	\$ 4,693	\$ 14,480	\$ 7,631	\$ 72,140	\$ 57,144
AUGUST	236,787	16,440	37,524	4,693	14,480	7,631	72,140	57,144
SEPTEMBER	236,787	16,440	37,524	4,693	14,480	7,631	72,140	57,144
OCTOBER	236,787	16,440	37,524	4,693	14,480	7,631	72,140	57,144
NOVEMBER	245,511	18,987	41,138	4,556	15,310	-	-	-
DECEMBER	245,511	18,987	41,138	4,556	15,310	-	-	-
JANUARY	245,511	18,987	41,138	4,556	15,310	-	-	-
FEBRUARY	245,511	18,987	41,138	4,556	15,310	-	-	-
MARCH	245,511	18,987	41,138	4,556	15,310	-	-	-
APRIL	245,511	18,987	41,138	4,556	15,310	-	-	-
MAY	245,511	18,987	41,138	4,556	15,310	-	-	-
JUNE	245,511	18,987	41,138	4,556	15,310	-	-	-
TOTALS	\$ 2,911,236	\$ 217,656	\$ 479,200	\$ 55,220	\$ 180,400	\$ 30,524	\$ 288,560	\$ 228,576

	NUMBER OF LANDINGS	LANDING FEES (b)	NUMBER OF REMAIN OVERNIGHTS	REMAIN OVERNIGHT FEES (c)	OPERATIONS FEES (d)	LATE / PENALTY FEES	19-20 MONTHLY REVENUE	18-19 MONTHLY REVENUE
JULY	402	\$ 150,404	63	\$ 10,719	\$ 8,124	\$ -	\$ 616,086	\$ 492,664
AUGUST	390	146,080	63	10,719	7,882	3,500	615,020	491,840
SEPTEMBER	358	134,331	60	10,208	7,235	2,639	601,252	484,581
OCTOBER	371	138,859	63	10,719	7,478	-	603,895	474,007
NOVEMBER	357	143,773	62	11,143	8,903	-	489,321	583,977
DECEMBER	368	148,572	61	10,963	9,152	2,377	496,566	581,291
JANUARY	323	129,194	41	7,369	8,008	-	470,073	594,071
FEBRUARY	303	120,837	29	5,212	7,585	-	459,136	570,710
MARCH	246	98,266	45	8,087	6,068	-	437,923	598,988
APRIL	15	5,982	63	11,322	373	7,500	350,679	593,876
MAY (i)	-	-	62	11,143	-	1,784	338,429	612,777
JUNE	67	26,792	89	15,995	1,666	365	370,320	620,854
TOTALS	3,200	\$ 1,243,090	701	\$ 123,599	\$ 72,474	\$ 18,165	\$ 5,848,700	\$ 6,699,636

	FLIGHTS			PASSENGERS		AIR FREIGHT (TONS)	
	% CHANGE	DEPARTURES	ARRIVALS	ENPLANED	DEPLANED	ENPLANED	DEPLANED
JULY	25.05%	402	402	55,059	54,586	0.80	5.00
AUGUST	25.04%	390	390	54,615	54,696	0.20	5.30
SEPTEMBER	24.08%	358	358	48,270	48,512	2.30	5.40
OCTOBER	27.40%	370	371	49,164	50,814	1.00	4.30
NOVEMBER	-16.21%	358	357	47,825	46,974	0.70	4.90
DECEMBER	-14.58%	368	368	51,103	52,130	0.90	4.20
JANUARY	-20.87%	322	323	41,778	41,336	0.60	3.20
FEBRUARY	-19.55%	305	303	40,540	41,155	0.70	2.90
MARCH	-26.89%	244	246	17,304	17,286	1.10	2.40
APRIL (h)	-40.95%	15	15	209	179	-	0.50
MAY (i)	-44.77%	-	-	-	-	-	-
JUNE	-40.35%	67	67	6,173	5,543	0.60	1.00
TOTALS	-12.70%	3,199	3,200	412,040	413,211	8.90	39.10

NOTE:

a - Lease effective December 13, 2016.

b - Landing fee rate per 1,000 pounds at \$2.62 from May 2019 and \$2.81 from November 2019.

c - Remain overnight fee rate per night at \$170.14 from May 2019 and \$179.72 from November 2019.

d - Operations fee rate per operation on apron at \$20.21 from May 2019 and \$24.87 from November 2019.

e - CUPPS upgrade fee estimated cost was paid through September 2018. The final actual true-up is amortized from November 2018 through October 2019.

f - Due to the COVID-19 pandemic, beginning March 1, 2020 to June 30, 2020, terminal rent is deferred. Lessee is required to continue payment of all other activity-based fees during the deferral period. All deferred rent shall be paid by June 30, 2021.

g - Flights to Mexico ceased in August 2019.

h - Due to limited service, no enplaned freight reported in April 2020.

i - Operation at JWA ceased temporarily in May 2020.

AMERICAN AIRLINES
CERTIFICATED PASSENGER AIRLINE LEASE
 LEASE EXPIRES 12/31/2020

	TERMINAL RENT (f)	MEZZANINE RENT (f)	UTILITIES FEES (f)	JANITORIAL FEES (f)	RAMP EQ STORAGE FEES (f)	CUPPS FEES (f)	CUPPS UPGRADE FEES (e)
JULY	\$ 321,680	\$ 13,990	\$ 20,656	\$ 47,515	\$ 9,115	\$ 18,165	\$ 9,617
AUGUST	321,680	13,990	20,656	47,515	9,115	18,165	9,617
SEPTEMBER	321,680	13,990	20,656	47,515	9,115	18,165	9,617
OCTOBER	321,680	13,990	20,656	47,515	9,115	18,165	9,617
NOVEMBER	387,232	15,523	28,000	60,668	8,565	22,578	-
DECEMBER	387,232	15,523	28,000	60,668	8,565	22,578	-
JANUARY	387,232	15,523	28,000	60,668	8,565	22,578	-
FEBRUARY	387,232	15,523	28,000	60,668	8,565	22,578	-
MARCH	387,232	15,523	28,000	60,668	8,565	22,578	-
APRIL	387,232	15,523	28,000	60,668	8,565	22,578	-
MAY	387,232	15,523	28,000	60,668	8,565	22,578	-
JUNE	387,232	15,523	28,000	60,668	8,565	22,578	-
TOTALS	\$ 4,384,576	\$ 180,144	\$ 306,624	\$ 675,404	\$ 104,980	\$ 253,284	\$ 38,468

	NUMBER OF LANDINGS	LANDING FEES (b)	NUMBER OF REMAIN OVERNIGHTS	REMAIN OVERNIGHT FEES (c)	OPERATIONS FEES (d)	LATE / PENALTY FEES	19-20 MONTHLY REVENUE	18-19 MONTHLY REVENUE
JULY	549	\$ 203,339	155	\$ 26,372	\$ 11,095	\$ -	\$ 681,544	\$ 674,238
AUGUST	562	209,324	152	25,861	11,398	3,500	690,821	677,221
SEPTEMBER	510	191,264	150	25,521	10,267	10,190	677,980	647,183
OCTOBER	529	199,442	153	26,031	10,691	-	676,902	632,135
NOVEMBER	499	201,278	145	26,059	12,410	1,000	763,313	722,528
DECEMBER	525	214,177	157	28,216	13,057	-	778,016	725,267
JANUARY	477	195,506	156	28,036	11,813	-	757,921	720,519
FEBRUARY	451	183,834	144	25,880	11,216	-	743,496	705,753
MARCH	383	152,174	140	25,161	9,550	5,000	714,451	729,142
APRIL	145	57,553	66	11,862	3,606	-	595,587	717,296
MAY	105	42,134	52	9,345	2,661	2,899	579,605	675,389
JUNE	157	62,204	71	12,760	3,905	-	601,435	674,346
TOTALS	4,892	\$ 1,912,229	1,541	\$ 271,104	\$ 111,669	\$ 22,589	\$ 8,261,071	\$ 8,301,017

	% CHANGE	FLIGHTS DEPARTURES	ARRIVALS	PASSENGERS ENPLANED	DEPLANED	AIR FREIGHT (TONS) ENPLANED	DEPLANED
JULY	1.08%	549	549	79,840	81,248	17.98	1.09
AUGUST	2.01%	564	562	81,307	80,886	10.91	2.13
SEPTEMBER	4.76%	508	510	71,042	71,177	8.88	1.83
OCTOBER	7.08%	529	529	74,173	76,298	6.49	0.68
NOVEMBER	5.64%	499	499	69,628	70,264	8.08	0.89
DECEMBER	7.27%	525	525	75,290	78,080	4.85	0.63
JANUARY	5.19%	475	477	67,315	68,329	0.76	1.34
FEBRUARY	5.35%	451	451	63,031	63,528	0.39	1.91
MARCH	-2.01%	384	383	30,591	31,183	0.70	1.14
APRIL	-16.97%	145	145	3,468	3,412	0.45	0.65
MAY	-14.18%	107	105	10,048	10,088	0.19	0.63
JUNE	-10.81%	157	157	18,928	20,451	0.10	0.54
TOTALS	-0.48%	4,893	4,892	644,661	654,944	59.78	13.46

NOTE:

a - Lease effective December 13, 2016.

b - Landing fee rate per 1,000 pounds at \$2.62 from May 2019 and \$2.81 from November 2019.

c - Remain overnight fee rate per night at \$170.14 from May 2019 and \$179.72 from November 2019.

d - Operations fee rate per operation on apron at \$20.21 from May 2019 and \$24.87 from November 2019.

e - CUPPS upgrade fee estimated cost was paid through September 2018. The final actual true-up is amortized from November 2018 through October 2019.

f - Due to the COVID-19 pandemic, beginning March 1, 2020 to June 30, 2020, terminal rent is deferred. Lessee is required to continue payment of all other activity-based fees during the deferral period. All deferred rent shall be paid by December 31, 2020.

COMPASS AIRLINES
CERTIFICATED PASSENGER AIRLINE LEASE

LEASE TERMINATED 04/17/2020

	TERMINAL RENT	UTILITIES FEES	JANITORIAL FEES	CUPPS FEES	CUPPS UPGRADE FEES (e)	NUMBER OF LANDINGS	LANDING FEES (b)
JULY	\$ 73,144	\$ 5,403	\$ 12,284	\$ 4,762	\$ 2,504	142	\$ 27,345
AUGUST	73,144	5,403	12,284	4,762	2,504	149	28,693
SEPTEMBER	73,144	5,403	12,284	4,762	2,504	136	26,190
OCTOBER	73,144	5,403	12,284	4,762	2,504	138	26,575
NOVEMBER	76,387	5,916	12,819	4,771	-	127	26,231
DECEMBER	76,387	5,916	12,819	4,771	-	135	27,883
JANUARY	76,387	5,916	12,819	4,771	-	110	22,719
FEBRUARY	76,387	5,916	12,819	4,771	-	100	20,654
MARCH	76,387	5,916	12,819	4,771	-	116	23,959
APRIL	43,286	3,352	7,264	2,704	-	2	413
MAY	-	-	-	-	-	-	-
JUNE	-	-	-	-	-	-	-
TOTALS	\$ 717,797	\$ 54,544	\$ 120,495	\$ 45,607	\$ 10,016	1,155	\$ 230,662

	NUMBER OF REMAIN OVERNIGHTS	REMAIN OVERNIGHT FEES (c)	OPERATIONS FEES (d)	LATE / PENALTY FEES	19-20 MONTHLY REVENUE	18-19 MONTHLY REVENUE	% CHANGE
JULY	31	\$ 5,274	\$ 2,870	\$ -	\$ 133,586	\$ 102,125	30.81%
AUGUST	32	5,444	3,011	-	135,245	105,132	28.64%
SEPTEMBER	31	5,274	2,749	632	132,942	100,570	32.19%
OCTOBER	30	5,104	2,789	-	132,565	98,378	34.75%
NOVEMBER	30	5,392	3,158	-	134,674	123,713	8.86%
DECEMBER	31	5,571	3,357	1,738	138,442	123,601	12.01%
JANUARY	32	5,751	2,736	-	131,099	119,158	10.02%
FEBRUARY	29	5,212	2,487	-	128,246	113,926	12.57%
MARCH	34	6,110	2,860	-	132,822	126,044	5.38%
APRIL	1	180	75	610	57,884	125,649	-53.93%
MAY	-	-	-	-	-	134,463	-100.00%
JUNE	-	-	-	1,124	1,124	132,875	-99.15%
TOTALS	281	\$ 49,312	\$ 26,092	\$ 4,104	\$ 1,258,629	\$ 1,405,634	-10.46%

	FLIGHTS		PASSENGERS		AIR FREIGHT (TONS)	
	DEPARTURES	ARRIVALS	ENPLANED	DEPLANED	ENPLANED	DEPLANED
JULY	142	142	9,856	9,887	-	-
AUGUST	149	149	10,032	10,183	-	-
SEPTEMBER	136	136	8,587	8,895	-	-
OCTOBER	138	138	8,323	9,126	-	-
NOVEMBER	127	127	7,858	8,091	-	-
DECEMBER	135	135	8,830	9,039	-	-
JANUARY	110	110	6,590	6,773	-	-
FEBRUARY	100	100	6,655	6,681	-	-
MARCH	115	116	2,583	2,622	-	-
APRIL	3	2	10	4	-	-
MAY	-	-	-	-	-	-
JUNE	-	-	-	-	-	-
TOTALS	1,155	1,155	69,324	71,301	-	-

NOTE:

a - Lease terminated April 17, 2020.

b - Landing fee rate per 1,000 pounds at \$2.62 from May 2019 and \$2.81 from November 2019.

c - Remain overnight fee rate per night at \$170.14 from May 2019 and \$179.72 from November 2019.

d - Operations fee rate per operation on apron at \$20.21 from May 2019 and \$24.87 from November 2019.

e - CUPPS upgrade fee estimated cost was paid through September 2018. The final actual true-up is amortized from November 2018 through October 2019.

DELTA AIRLINES
CERTIFICATED PASSENGER AIRLINE LEASE
 LEASE EXPIRES 12/31/2020

	TERMINAL RENT (f)	UTILITIES FEES (f)	JANITORIAL FEES (f)	RAMP EQ STORAGE FEES (f)	CUPPS FEES (f)	CUPPS UPGRADE FEES (e)	NUMBER OF LANDINGS
JULY	\$ 224,486	\$ 15,405	\$ 35,167	\$ 7,169	\$ 13,568	\$ 7,150	374
AUGUST	224,486	15,405	35,167	7,169	13,568	7,150	371
SEPTEMBER	224,486	15,405	35,167	7,169	13,568	7,150	347
OCTOBER	224,486	15,405	35,167	7,169	13,568	7,150	353
NOVEMBER	237,045	17,342	37,574	6,056	13,983	-	318
DECEMBER	237,045	17,342	37,574	6,056	13,983	-	353
JANUARY	237,045	17,342	37,574	6,056	13,983	-	343
FEBRUARY	237,045	17,342	37,574	6,056	13,983	-	310
MARCH	237,045	17,342	37,574	6,056	13,983	-	256
APRIL	237,045	17,342	37,574	6,056	13,983	-	76
MAY	237,045	17,342	37,574	6,056	13,983	-	62
JUNE	237,045	17,342	37,574	6,056	13,983	-	61
TOTALS	\$ 2,794,304	\$ 200,356	\$ 441,260	\$ 77,124	\$ 166,136	\$ 28,600	3,224

	LANDING FEES (b)	NUMBER OF REMAIN OVERNIGHTS	REMAIN OVERNIGHT FEES (c)	OPERATIONS FEES (d)	LATE / PENALTY FEES	19-20 MONTHLY REVENUE	18-19 MONTHLY REVENUE
JULY	\$ 146,875	114	\$ 19,396	\$ 7,538	\$ -	\$ 476,754	\$ 430,449
AUGUST	143,372	118	20,077	7,518	-	473,912	432,951
SEPTEMBER	134,670	112	19,056	6,993	2,695	466,359	415,594
OCTOBER	137,732	117	19,906	7,154	3,500	471,237	404,758
NOVEMBER	131,866	108	19,410	7,909	-	471,185	467,485
DECEMBER	148,420	123	22,106	8,729	6,697	497,952	474,578
JANUARY	142,075	114	20,488	8,555	-	483,118	468,099
FEBRUARY	128,314	110	19,769	7,735	-	467,818	451,805
MARCH	106,193	91	16,355	6,367	-	440,915	471,900
APRIL	25,573	32	5,751	1,915	2,582	347,821	463,734
MAY	20,123	31	5,571	1,542	-	339,236	465,761
JUNE	19,798	30	5,392	1,467	4,346	343,003	466,441
TOTALS	\$ 1,285,011	1,100	\$ 193,277	\$ 73,422	\$ 19,820	\$ 5,279,310	\$ 5,413,555

	% CHANGE	FLIGHTS DEPARTURES	ARRIVALS	PASSENGERS ENPLANED	DEPLANED	AIR FREIGHT (TONS) ENPLANED	DEPLANED
JULY	10.76%	373	374	51,104	51,794	15.20	20.10
AUGUST	9.46%	372	371	50,517	51,049	17.00	33.90
SEPTEMBER	12.22%	346	347	44,900	46,285	30.10	17.40
OCTOBER	16.42%	354	353	46,390	46,910	37.60	23.00
NOVEMBER	0.79%	318	318	41,508	41,914	35.80	15.30
DECEMBER	4.93%	351	353	45,967	47,165	38.20	17.80
JANUARY	3.21%	344	343	43,332	44,258	40.90	17.50
FEBRUARY	3.54%	311	310	39,842	40,421	46.80	16.20
MARCH	-6.57%	256	256	19,936	18,495	37.40	18.30
APRIL	-25.00%	77	76	1,204	1,269	2.17	7.16
MAY	-27.17%	62	62	2,656	2,812	1.96	0.52
JUNE	-26.46%	59	61	3,428	3,343	1.96	0.35
TOTALS	-2.48%	3,223	3,224	390,784	395,715	305.09	187.53

NOTE:

a - Lease effective December 13, 2016.

b - Landing fee rate per 1,000 pounds at \$2.62 from May 2019 and \$2.81 from November 2019.

c - Remain overnight fee rate per night at \$170.14 from May 2019 and \$179.72 from November 2019.

d - Operations fee rate per operation on apron at \$20.21 from May 2019 and \$24.87 from November 2019.

e - CUPPS upgrade fee estimated cost was paid through September 2018. The final actual true-up is amortized from November 2018 through October 2019.

f - Due to the COVID-19 pandemic, beginning March 1, 2020 to June 30, 2020, terminal rent is deferred. Lessee is required to continue payment of all other activity-based fees during the deferral period. All deferred rent shall be paid by June 30, 2021.

FRONTIER AIRLINES
CERTIFICATED PASSENGER AIRLINE LEASE
 LEASE EXPIRES 12/31/2020

	TERMINAL RENT (f)	UTILITIES FEES (f)	JANITORIAL FEES (f)	RAMP EQ STORAGE FEES (f)	CUPPS FEES (f)	CUPPS UPGRADE FEES (e)	NUMBER OF LANDINGS
JULY	\$ 62,943	\$ 4,165	\$ 9,534	\$ 1,873	\$ 3,667	\$ 1,936	62
AUGUST	62,943	4,165	9,534	1,873	3,667	1,936	60
SEPTEMBER	62,943	4,165	9,534	1,873	3,667	1,936	60
OCTOBER	62,943	4,165	9,534	1,873	3,667	1,936	60
NOVEMBER	71,137	4,901	10,619	1,378	3,952	-	59
DECEMBER	71,137	4,901	10,619	1,378	3,952	-	55
JANUARY	71,137	4,901	10,619	1,378	3,952	-	62
FEBRUARY	71,137	4,901	10,619	1,378	3,952	-	58
MARCH	71,137	4,901	10,619	1,378	3,952	-	37
APRIL	71,137	4,901	10,619	1,378	3,952	-	5
MAY	71,137	4,901	10,619	1,378	3,952	-	9
JUNE	71,137	4,901	10,619	1,378	3,952	-	19
TOTALS	\$ 820,868	\$ 55,868	\$ 123,088	\$ 18,516	\$ 46,284	\$ 7,744	546

	LANDING FEES (b)	NUMBER OF REMAIN OVERNIGHTS	REMAIN OVERNIGHT FEES (c)	OPERATIONS FEES (d)	LATE / PENALTY FEES	19-20 MONTHLY REVENUE	18-19 MONTHLY REVENUE
JULY	\$ 23,288	1	\$ 170	\$ 1,253	\$ 631	\$ 109,460	\$ 97,234
AUGUST	22,543	2	340	1,213	-	108,214	98,248
SEPTEMBER	22,523	-	-	1,213	432	108,286	97,961
OCTOBER	22,553	-	-	1,213	463	108,347	93,442
NOVEMBER	23,767	-	-	1,467	-	117,221	114,477
DECEMBER	22,094	-	-	1,368	-	115,449	115,409
JANUARY	25,084	2	359	1,542	-	118,972	114,514
FEBRUARY	23,368	-	-	1,442	456	117,253	113,370
MARCH	14,891	1	180	920	-	107,978	115,154
APRIL	2,051	-	-	124	492	94,654	113,915
MAY	3,596	-	-	224	-	95,807	110,864
JUNE	7,635	-	-	473	-	100,095	107,600
TOTALS	\$ 213,393	6	\$ 1,049	\$ 12,452	\$ 2,474	\$ 1,301,736	\$ 1,292,188

	% CHANGE	FLIGHTS DEPARTURES	ARRIVALS	PASSENGERS ENPLANED	DEPLANED	AIR FREIGHT (TONS) ENPLANED	DEPLANED
JULY	12.57%	62	62	10,920	11,131	-	-
AUGUST	10.14%	60	60	10,059	9,606	-	-
SEPTEMBER	10.54%	60	60	9,109	8,966	-	-
OCTOBER	15.95%	60	60	9,043	9,124	-	-
NOVEMBER	2.40%	59	59	9,106	9,284	-	-
DECEMBER	0.03%	55	55	9,051	9,301	-	-
JANUARY	3.89%	62	62	9,050	9,113	-	-
FEBRUARY	3.43%	58	58	8,151	8,269	-	-
MARCH	-6.23%	37	37	3,616	3,473	-	-
APRIL	-16.91%	5	5	40	19	-	-
MAY	-13.58%	9	9	661	622	-	-
JUNE	-6.97%	19	19	1,984	1,743	-	-
TOTALS	0.74%	546	546	80,790	80,651	-	-

NOTE:

a - Lease effective December 13, 2016.

b - Landing fee rate per 1,000 pounds at \$2.62 from May 2019 and \$2.81 from November 2019.

c - Remain overnight fee rate per night at \$170.14 from May 2019 and \$179.72 from November 2019.

d - Operations fee rate per operation on apron at \$20.21 from May 2019 and \$24.87 from November 2019.

e - CUPPS upgrade fee estimated cost was paid through September 2018. The final actual true-up is amortized from November 2018 through October 2019.

f - Due to the COVID-19 pandemic, beginning March 1, 2020 to June 30, 2020, terminal rent is deferred. Lessee is required to continue payment of all other activity-based fees during the deferral period. All deferred rent shall be paid by June 30, 2021.

HORIZON AIR INDUSTRIES
CERTIFICATED PASSENGER AIRLINE OPERATING LEASE
 LEASE EXPIRES 12/31/2020

	TERMINAL RENT (f)	UTILITIES FEES (f)	JANITORIAL FEES (f)	RAMP EQ STORAGE FEES (f)	CUPPS FEES (f)	CUPPS UPGRADE FEES (e)	NUMBER OF LANDINGS
JULY	\$ 57,263	\$ 3,828	\$ 9,262	\$ 727	\$ 3,331	\$ 1,817	185
AUGUST	57,263	3,828	9,262	727	3,331	1,817	184
SEPTEMBER	57,263	3,828	9,262	727	3,331	1,817	176
OCTOBER	57,263	3,828	9,262	727	3,331	1,817	176
NOVEMBER	78,013	5,923	12,834	1,140	4,776	-	174
DECEMBER	78,013	5,923	12,834	1,140	4,776	-	179
JANUARY	78,013	5,923	12,834	1,140	4,776	-	84
FEBRUARY	78,013	5,923	12,834	1,140	4,776	-	58
MARCH	78,013	5,923	12,834	1,140	4,776	-	62
APRIL	78,013	5,923	12,834	1,140	4,776	-	38
MAY	78,013	5,923	12,834	1,140	4,776	-	112
JUNE	78,013	5,923	12,834	1,140	4,776	-	111
TOTALS	\$ 853,156	\$ 62,696	\$ 139,720	\$ 12,028	\$ 51,532	\$ 7,268	1,539

	LANDING FEES (b)	NUMBER OF REMAIN OVERNIGHTS	REMAIN OVERNIGHT FEES (c)	OPERATIONS FEES (d)	LATE / PENALTY FEES	19-20 MONTHLY REVENUE	18-19 MONTHLY REVENUE
JULY	\$ 36,332	31	\$ 5,274	\$ 3,739	\$ -	\$ 121,573	\$ 47,907
AUGUST	36,136	29	4,934	3,719	-	121,017	47,907
SEPTEMBER	34,565	30	5,104	3,557	796	120,250	47,076
OCTOBER	34,565	30	5,104	3,557	-	119,454	45,824
NOVEMBER	36,650	31	5,571	4,327	-	149,234	184,632
DECEMBER	37,703	33	5,931	4,452	10,748	161,520	192,472
JANUARY	17,693	6	1,078	2,114	-	123,571	192,695
FEBRUARY	12,217	-	-	1,442	2,500	118,845	187,468
MARCH	13,059	-	-	1,542	-	117,287	194,366
APRIL	8,004	22	3,954	920	-	115,564	192,068
MAY	23,591	39	7,009	2,785	319	136,390	116,469
JUNE	23,380	48	8,627	2,736	293	137,722	120,225
TOTALS	\$ 313,895	299	\$ 52,586	\$ 34,890	\$ 14,656	\$ 1,542,427	\$ 1,569,109

	% CHANGE	FLIGHTS DEPARTURES	ARRIVALS	PASSENGERS ENPLANED	DEPLANED	AIR FREIGHT (TONS) ENPLANED	DEPLANED
JULY	153.77%	185	185	11,446	11,850	-	-
AUGUST	152.61%	184	184	11,686	12,044	-	0.20
SEPTEMBER	155.44%	176	176	11,018	11,206	-	0.30
OCTOBER	160.68%	176	176	11,532	12,046	-	0.10
NOVEMBER	-19.17%	174	174	10,718	10,522	-	-
DECEMBER	-16.08%	179	179	11,230	11,306	-	-
JANUARY	-35.87%	85	84	5,497	4,880	-	-
FEBRUARY	-36.61%	58	58	4,041	3,950	-	-
MARCH	-39.66%	62	62	1,752	1,649	-	-
APRIL	-39.83%	37	38	577	579	0.10	0.10
MAY	17.10%	112	112	4,499	4,299	1.30	1.60
JUNE	14.55%	110	111	4,898	4,874	0.20	2.30
TOTALS	-1.70%	1,538	1,539	88,894	89,205	1.60	4.60

NOTE:

a - Lease effective December 13, 2016, conducted in accordance with an agreement with Alaska Airlines. Term of license continues on a month-to-month basis until terminated by either party.

b - Landing fee rate per 1,000 pounds at \$2.62 from May 2019 and \$2.81 from November 2019.

c - Remain overnight fee rate per night at \$170.14 from May 2019 and \$179.72 from November 2019.

d - Operations fee rate per operation on apron at \$20.21 from May 2019 and \$24.87 from November 2019.

e - CUPPS upgrade fee estimated cost was paid through September 2018. The final actual true-up is amortized from November 2018 through October 2019.

f - Due to the COVID-19 pandemic, beginning March 1, 2020 to June 30, 2020, terminal rent is deferred. Lessee is required to continue payment of all other activity-based fees during the deferral period. All deferred rent shall be paid by June 30, 2021.

SKYWEST AIRLINES (COMMERCIAL)
CERTIFICATED PASSENGER AIRLINE OPERATING LICENSE
 LEASE EXPIRES 12/31/2020

	TERMINAL RENT (f)	UTILITIES FEES (f)	JANITORIAL FEES (f)	CUPPS FEES (f)	CUPPS UPGRADE FEES (e)	NUMBER OF LANDINGS	LANDING FEES (b)
JULY	\$ 118,934	\$ 10,282	\$ 23,454	\$ 9,057	\$ 4,771	324	\$ 63,199
AUGUST	118,934	10,282	23,454	9,057	4,771	321	62,602
SEPTEMBER	118,934	10,282	23,454	9,057	4,771	313	61,031
OCTOBER	118,934	10,282	23,454	9,057	4,771	329	64,154
NOVEMBER	100,934	8,101	17,552	6,532	-	341	71,371
DECEMBER	100,934	8,101	17,552	6,532	-	392	82,080
JANUARY	100,934	8,101	17,552	6,532	-	296	62,273
FEBRUARY	100,934	8,101	17,552	6,532	-	259	54,553
MARCH	100,934	8,101	17,552	6,532	-	245	51,604
APRIL	100,934	8,101	17,552	6,532	-	65	13,691
MAY	100,934	8,101	17,552	6,532	-	56	11,795
JUNE	100,934	8,101	17,552	6,532	-	91	19,168
TOTALS	\$ 1,283,208	\$ 105,936	\$ 234,232	\$ 88,484	\$ 19,084	3,032	\$ 617,521

	NUMBER OF REMAIN OVERNIGHTS	REMAIN OVERNIGHT FEES (c)	OPERATIONS FEES (d)	LATE / PENALTY FEES	19-20 MONTHLY REVENUE	18-19 MONTHLY REVENUE	% CHANGE
JULY	31	\$ 5,274	\$ 6,548	\$ 486	\$ 242,005	\$ 236,546	2.31%
AUGUST	32	5,444	6,487	2,500	243,531	238,203	2.24%
SEPTEMBER	31	5,274	6,326	1,693	240,822	246,843	-2.44%
OCTOBER	31	5,274	6,649	123	242,698	234,735	3.39%
NOVEMBER	54	9,705	8,481	-	222,676	246,693	-9.74%
DECEMBER	65	11,682	9,724	2,248	238,853	245,829	-2.84%
JANUARY	60	10,783	7,362	7,000	220,537	235,040	-6.17%
FEBRUARY	57	10,244	6,441	-	204,357	228,716	-10.65%
MARCH	63	11,322	6,143	-	202,188	235,201	-14.04%
APRIL	10	1,797	1,666	4,066	154,339	245,278	-37.08%
MAY	-	-	1,393	981	147,288	249,076	-40.87%
JUNE	-	-	2,263	357	154,907	240,830	-35.68%
TOTALS	434	\$ 76,799	\$ 69,483	\$ 19,454	\$ 2,514,201	\$ 2,882,990	-12.79%

	FLIGHTS		PASSENGERS		AIR FREIGHT (TONS)	
	DEPARTURES	ARRIVALS	ENPLANED	DEPLANED	ENPLANED	DEPLANED
JULY	324	324	21,170	21,094	-	-
AUGUST	321	321	20,522	20,326	-	-
SEPTEMBER	313	313	19,616	19,911	-	0.30
OCTOBER	329	329	22,008	21,966	-	0.40
NOVEMBER	341	341	21,916	21,264	-	-
DECEMBER	391	392	25,152	25,907	-	-
JANUARY	296	296	19,072	18,235	-	-
FEBRUARY	259	259	16,924	16,874	-	-
MARCH	247	245	6,284	6,280	-	-
APRIL	67	65	644	707	0.30	0.70
MAY	56	56	1,407	1,428	-	0.50
JUNE	91	91	3,300	3,105	-	0.10
TOTALS	3,035	3,032	178,015	177,097	-	2.00

NOTE:

- a - Lease effective December 13, 2016, conducted in accordance with an agreement with Alaska Airlines, Delta Airlines, and United Airlines. Term of license continues on a month-to-month basis until terminated by either party.
- b - Landing fee rate per 1,000 pounds at \$2.62 from May 2019 and \$2.81 from November 2019.
- c - Remain overnight fee rate per night at \$170.14 from May 2019 and \$179.72 from November 2019.
- d - Operations fee rate per operation on apron at \$20.21 from May 2019 and \$24.87 from November 2019.
- e - CUPPS upgrade fee estimated cost was paid through September 2018. The final actual true-up is amortized from November 2018 through October 2019.
- f - Due to the COVID-19 pandemic, beginning March 1, 2020 to June 30, 2020, terminal rent is deferred. Lessee is required to continue payment of all other activity-based fees during the deferral period. All deferred rent shall be paid by June 30, 2021.

SOUTHWEST AIRLINES
CERTIFICATED PASSENGER AIRLINE LEASE
 LEASE EXPIRES 12/31/2020

	TERMINAL RENT (f)	UTILITIES FEES (f)	JANITORIAL FEES (f)	RAMP EQ STORAGE FEES (f)	CUPPS FEES (f)	CUPPS UPGRADE FEES (e)	CBP FEES (f)	IAF FEES (f)
JULY	\$ 681,685	\$ 51,811	\$ 118,114	\$ 8,550	\$ 45,649	\$ 24,038	\$ 42,143	\$ 33,165
AUGUST	681,685	51,811	118,114	8,550	45,649	24,038	42,143	33,165
SEPTEMBER	681,685	51,811	118,114	8,550	45,649	24,038	42,143	33,165
OCTOBER	681,685	51,811	118,114	8,550	45,649	24,038	42,143	33,165
NOVEMBER	701,488	51,307	111,166	15,254	41,371	-	42,131	48,050
DECEMBER	701,488	51,307	111,166	15,254	41,371	-	42,131	48,050
JANUARY	701,488	51,307	111,166	15,254	41,371	-	42,131	48,050
FEBRUARY	701,488	51,307	111,166	15,254	41,371	-	42,131	48,050
MARCH	701,488	51,307	111,166	15,254	41,371	-	42,131	48,050
APRIL	701,488	51,307	111,166	15,254	41,371	-	42,131	48,050
MAY	701,488	51,307	111,166	15,254	41,371	-	42,131	48,050
JUNE	701,488	51,307	111,166	15,254	41,371	-	42,131	48,050
TOTALS	\$ 8,338,644	\$ 617,700	\$ 1,361,784	\$ 156,232	\$ 513,564	\$ 96,152	\$ 505,620	\$ 517,060

	NUMBER OF LANDINGS	LANDING FEES (b)	NUMBER OF REMAIN OVERNIGHTS	REMAIN OVERNIGHT FEES (c)	OPERATIONS FEES (d)	LATE / PENALTY FEES	19-20 MONTHLY REVENUE	18-19 MONTHLY REVENUE
JULY	1,191	\$ 399,498	248	\$ 42,195	\$ 24,090	\$ -	\$ 1,470,938	\$ 1,694,555
AUGUST	1,183	396,982	243	41,344	23,888	-	1,467,369	1,702,764
SEPTEMBER	1,163	390,191	240	40,834	23,484	-	1,459,664	1,652,218
OCTOBER	1,222	409,978	249	42,365	24,697	-	1,482,195	1,590,714
NOVEMBER	1,129	406,214	239	42,953	28,078	-	1,488,012	1,545,739
DECEMBER	1,178	423,838	250	44,930	29,297	-	1,508,832	1,544,605
JANUARY	1,163	418,533	248	44,571	28,924	-	1,502,795	1,558,961
FEBRUARY	1,077	387,690	231	41,515	26,785	-	1,466,757	1,498,052
MARCH	991	357,387	232	41,695	24,721	-	1,434,570	1,559,868
APRIL	343	124,809	200	35,944	8,555	-	1,180,075	1,552,026
MAY	399	146,165	156	28,036	9,898	-	1,194,866	1,524,335
JUNE	633	231,454	163	29,294	15,718	-	1,287,233	1,465,479
TOTALS	11,672	\$ 4,092,739	2,699	\$ 475,676	\$ 268,135	\$ -	\$ 16,943,306	\$ 18,889,316

	FLIGHTS			PASSENGERS		AIR FREIGHT (TONS)	
	% CHANGE	DEPARTURES	ARRIVALS	ENPLANED	DEPLANED	ENPLANED	DEPLANED
JULY	-13.20%	1,192	1,191	143,012	144,042	34.05	17.35
AUGUST	-13.82%	1,182	1,183	145,237	143,165	24.70	25.97
SEPTEMBER	-11.65%	1,162	1,163	137,086	138,324	26.06	16.81
OCTOBER	-6.82%	1,222	1,222	144,154	144,696	38.16	23.80
NOVEMBER	-3.73%	1,129	1,129	130,540	130,532	32.11	18.68
DECEMBER	-2.32%	1,178	1,178	136,738	138,056	39.66	15.16
JANUARY	-3.60%	1,163	1,163	132,137	132,558	32.31	21.76
FEBRUARY	-2.09%	1,077	1,077	129,516	129,281	24.25	27.56
MARCH	-8.03%	994	991	56,664	54,701	23.01	18.53
APRIL	-23.97%	344	343	4,964	4,920	24.44	20.15
MAY	-21.61%	398	399	16,864	16,964	36.43	23.53
JUNE	-12.16%	632	633	40,659	41,080	40.24	27.20
TOTALS	-10.30%	11,673	11,672	1,217,571	1,218,319	375.42	256.50

NOTE:

a - Lease effective December 13, 2016.

b - Landing fee rate per 1,000 pounds at \$2.62 from May 2019 and \$2.81 from November 2019.

c - Remain overnight fee rate per night at \$170.14 from May 2019 and \$179.72 from November 2019.

d - Operations fee rate per operation on apron at \$20.21 from May 2019 and \$24.87 from November 2019.

e - CUPPS upgrade fee estimated cost was paid through September 2018. The final actual true-up is amortized from November 2018 through October 2019.

f - Due to the COVID-19 pandemic, beginning March 1, 2020 to June 30, 2020, terminal rent is deferred. Lessee is required to continue payment of all other activity-based fees during the deferral period. All deferred rent shall be paid by June 30, 2021.

UNITED AIRLINES
CERTIFICATED PASSENGER AIRLINE LEASE
 LEASE EXPIRES 12/31/2020

	TERMINAL RENT (f)	MEZZANINE RENT (f)	UTILITIES FEES (f)	JANITORIAL FEES (f)	RAMP EQ STORAGE FEES (f)	CUPPS FEES (f)	CUPPS UPGRADE FEES (e)
JULY	\$ 339,383	\$ 13,901	\$ 23,082	\$ 52,777	\$ 9,604	\$ 20,324	\$ 10,721
AUGUST	339,383	13,901	23,082	52,777	9,604	20,324	10,721
SEPTEMBER	339,383	13,901	23,082	52,777	9,604	20,324	10,721
OCTOBER	339,383	13,901	23,082	52,777	9,604	20,324	10,721
NOVEMBER	409,420	15,422	28,694	62,171	11,878	23,137	-
DECEMBER	409,420	15,422	28,694	62,171	11,878	23,137	-
JANUARY	409,420	15,422	28,694	62,171	11,878	23,137	-
FEBRUARY	409,420	15,422	28,694	62,171	11,878	23,137	-
MARCH	409,420	15,422	28,694	62,171	11,878	23,137	-
APRIL	409,420	15,422	28,694	62,171	11,878	23,137	-
MAY	409,420	15,422	28,694	62,171	11,878	23,137	-
JUNE	409,420	15,422	28,694	62,171	11,878	23,137	-
TOTALS	\$ 4,632,892	\$ 178,980	\$ 321,880	\$ 708,476	\$ 133,440	\$ 266,392	\$ 42,884

	NUMBER OF LANDINGS	LANDING FEES (b)	NUMBER OF REMAIN OVERNIGHTS	REMAIN OVERNIGHT FEES (c)	OPERATIONS FEES (d)	LATE / PENALTY FEES	19-20 MONTHLY REVENUE	18-19 MONTHLY REVENUE
JULY	559	\$ 206,327	170	\$ 28,924	\$ 11,318	\$ -	\$ 716,361	\$ 682,909
AUGUST	569	209,202	167	28,413	11,520	10,500	729,427	686,679
SEPTEMBER	553	203,073	169	28,754	11,136	11,149	723,904	663,026
OCTOBER	535	197,444	148	25,181	10,833	-	703,250	641,844
NOVEMBER	499	197,320	135	24,262	12,460	-	784,764	725,190
DECEMBER	523	206,243	163	29,294	12,932	8,500	807,691	723,101
JANUARY	498	198,775	183	32,889	12,385	-	794,771	732,530
FEBRUARY	451	179,814	164	29,474	11,266	-	771,276	712,417
MARCH	394	156,410	158	28,396	9,799	-	745,327	732,505
APRIL	91	36,444	76	13,659	2,263	24,988	628,076	729,715
MAY	91	35,113	65	11,682	2,288	-	599,805	723,804
JUNE	90	34,854	61	10,963	2,238	-	598,777	711,470
TOTALS	4,853	\$ 1,861,019	1,659	\$ 291,891	\$ 110,438	\$ 55,137	\$ 8,603,429	\$ 8,465,190

	FLIGHTS			PASSENGERS		AIR FREIGHT (TONS)	
	% CHANGE	DEPARTURES	ARRIVALS	ENPLANED	DEPLANED	ENPLANED	DEPLANED
JULY	4.90%	560	559	78,152	78,726	20.32	-
AUGUST	6.23%	570	569	78,491	76,372	28.24	-
SEPTEMBER	9.18%	551	553	70,517	68,190	23.62	-
OCTOBER	9.57%	536	535	71,248	72,090	20.54	-
NOVEMBER	8.21%	501	499	65,483	64,194	14.58	-
DECEMBER	11.70%	520	523	69,375	71,693	17.55	-
JANUARY	8.50%	498	498	63,793	64,357	20.38	-
FEBRUARY	8.26%	453	451	58,812	58,280	22.41	-
MARCH	1.75%	394	394	26,408	26,694	13.45	-
APRIL	-13.93%	91	91	1,188	1,237	0.29	-
MAY	-17.13%	92	91	3,782	3,685	1.32	-
JUNE	-15.84%	90	90	7,519	7,115	0.77	-
TOTALS	1.63%	4,856	4,853	594,768	592,633	183.47	-

NOTE:

a - Lease effective December 13, 2016.

b - Landing fee rate per 1,000 pounds at \$2.62 from May 2019 and \$2.81 from November 2019.

c - Remain overnight fee rate per night at \$170.14 from May 2019 and \$179.72 from November 2019.

d - Operations fee rate per operation on apron at \$20.21 from May 2019 and \$24.87 from November 2019.

e - CUPPS upgrade fee estimated cost was paid through September 2018. The final actual true-up is amortized from November 2018 through October 2019.

f - Due to the COVID-19 pandemic, beginning March 1, 2020 to June 30, 2020, terminal rent is deferred. Lessee is required to continue payment of all other activity-based fees during the deferral period. All deferred rent shall be paid by June 30, 2021.

WESTJET
CERTIFICATED PASSENGER AIRLINE LEASE
 LEASE EXPIRES 12/31/2020

	TERMINAL	UTILITIES	JANITORIAL	RAMP EQ	CUPPS	CUPPS	CBP
	RENT	FEES	FEES	STORAGE	FEES	UPGRADE	FEES
				FEES		FEES (e)	
JULY	\$ 40,363	\$ 2,538	\$ 5,817	\$ 218	\$ 2,234	\$ 1,180	\$ 11,326
AUGUST	40,363	2,538	5,817	218	2,234	1,180	11,326
SEPTEMBER	40,363	2,538	5,817	218	2,234	1,180	11,326
OCTOBER	40,363	2,538	5,817	218	2,234	1,180	11,326
NOVEMBER	47,319	3,091	6,697	285	2,492	-	10,003
DECEMBER	47,319	3,091	6,697	285	2,492	-	10,003
JANUARY	47,319	3,091	6,697	285	2,492	-	10,003
FEBRUARY	47,319	3,091	6,697	285	2,492	-	10,003
MARCH	47,319	3,091	6,697	285	2,492	-	10,003
APRIL	47,319	3,091	6,697	285	2,492	-	10,003
MAY	47,319	3,091	6,697	285	2,492	-	10,003
JUNE	47,319	3,091	6,697	285	2,492	-	10,003
TOTALS	\$ 540,004	\$ 34,880	\$ 76,844	\$ 3,152	\$ 28,872	\$ 4,720	\$ 125,328

	NUMBER OF	LANDING	NUMBER OF	REMAIN	OPERATIONS	LATE /	19-20	18-19
	LANDINGS	FEES (b),(f)	REMAIN	OVERNIGHT	FEES (d),(f)	PENALTY	MONTHLY	MONTHLY
			OVERNIGHTS	FEES (c),(f)		FEES	REVENUE	REVENUE
JULY	31	\$ 10,494	-	\$ -	\$ 627	\$ 1,914	\$ 76,711	\$ 72,501
AUGUST	31	10,494	-	-	627	-	74,797	72,664
SEPTEMBER	30	10,155	-	-	606	-	74,437	72,161
OCTOBER	30	10,064	-	-	606	-	74,346	68,704
NOVEMBER	25	8,832	-	-	622	-	79,341	77,809
DECEMBER	27	9,607	-	-	671	-	80,165	77,739
JANUARY	31	11,035	-	-	771	-	81,693	79,632
FEBRUARY	29	10,406	-	-	721	-	81,014	77,050
MARCH	20	7,188	-	-	497	-	77,572	78,107
APRIL	-	-	-	-	-	-	69,887	77,786
MAY	-	-	-	-	-	-	69,887	74,797
JUNE	-	-	-	-	-	-	69,887	74,437
TOTALS	254	\$ 88,275	-	\$ -	\$ 5,748	\$ 1,914	\$ 909,737	\$ 903,387

		FLIGHTS		PASSENGERS		AIR FREIGHT (TONS)	
	% CHANGE	DEPARTURES	ARRIVALS	ENPLANED	DEPLANED	ENPLANED	DEPLANED
JULY	5.81%	31	31	3,941	3,921	-	-
AUGUST	2.94%	31	31	3,803	3,907	-	-
SEPTEMBER	3.15%	30	30	3,538	3,582	-	-
OCTOBER	8.21%	30	30	3,470	3,579	-	-
NOVEMBER	1.97%	25	25	2,807	2,728	-	-
DECEMBER	3.12%	27	27	3,024	3,068	-	-
JANUARY	2.59%	31	31	3,200	3,445	-	-
FEBRUARY	5.14%	29	29	3,536	3,350	-	-
MARCH	-0.68%	20	20	1,623	1,190	-	-
APRIL	-10.15%	-	-	-	-	-	-
MAY	-6.56%	-	-	-	-	-	-
JUNE	-6.11%	-	-	-	-	-	-
TOTALS	0.70%	254	254	28,942	28,770	-	-

NOTE:

a - Lease effective December 13, 2016.

b - Landing fee rate per 1,000 pounds at \$2.62 from May 2019 and \$2.81 from November 2019.

c - Remain overnight fee rate per night at \$170.14 from May 2019 and \$179.72 from November 2019.

d - Operations fee rate per operation on apron at \$20.21 from May 2019 and \$24.87 from November 2019.

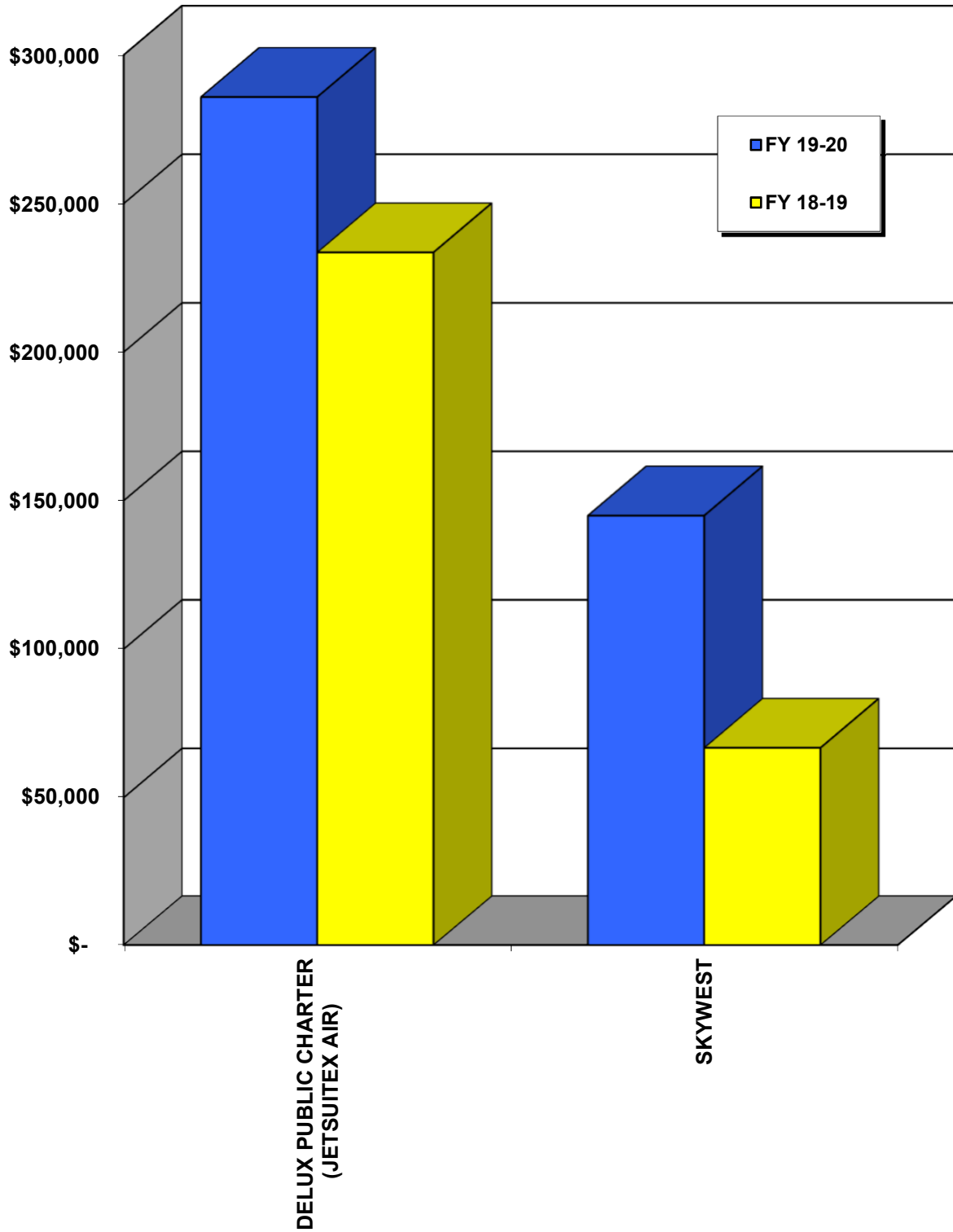
e - CUPPS upgrade fee estimated cost was paid through September 2018. The final actual true-up is amortized from November 2018 through October 2019.

f - Effective March 23, 2020, a temporary embargo was placed on international flights into the United States as a result of the pandemic.

COMMUTER AIRLINES



COMMUTER AIRLINES SUMMARY



COMMUTER AIRLINES SUMMARY FOR FY 2019-2020

	NUMBER OF LANDINGS	LANDING FEES (a)	NUMBER OF REMAIN OVERNIGHTS	REMAIN OVERNIGHT FEES (b)	OPERATIONS FEES (c)	LATE / PENALTY FEES
CHARTER (JETSUITEX)	1,873	\$ 208,457	530	\$ 62,327	\$ -	\$ 15,056
SKYWEST	665	129,980	91	10,957	2,245	1,748
TOTALS	2,538	\$ 338,437	621	\$ 73,284	\$ 2,245	\$ 16,804

	19-20 TOTAL REVENUE	18-19 TOTAL REVENUE	% CHANGE	FLIGHTS	
				DEPARTURES	ARRIVALS
CHARTER (JETSUITEX)	\$ 285,840	\$ 233,526	22.40%	1,865	1,873
SKYWEST	144,930	66,743	117.15%	667	665
TOTALS	\$ 430,770	\$ 300,269	43.46%	2,532	2,538

	PASSENGERS		AIR FREIGHT (TONS)	
	ENPLANED	DEPLANED	ENPLANED	DEPLANED
CHARTER (JETSUITEX)	32,206	33,361	-	-
SKYWEST	32,829	34,627	-	-
TOTALS	65,035	67,988	-	-

NOTE:

a - Landing fee rate per 1,000 pounds at \$2.62 from May 2019 and \$2.81 from November 2019.

b - Remain overnight fee rate per night at \$113.99 from May 2019 and \$120.41 from November 2019.

c - Operations fee rate per operations on apron at \$2.83 from May 2019 and \$3.48 from November 2019.

DELUX PUBLIC CHARTER
dba JETSUITEX AIR
COMMUTER AIRLINE OPERATING LICENSE
MONTH TO MONTH

	NUMBER OF LANDINGS	LANDING FEES (b)	NUMBER OF REMAIN OVERNIGHTS	REMAIN OVERNIGHT FEES (c)	LATE / PENALTY FEES	19-20 MONTHLY REVENUE	18-19 MONTHLY REVENUE
JULY	234	\$ 25,004	53	\$ 6,041	\$ -	\$ 31,045	\$ 9,363
AUGUST	241	25,752	57	6,497	-	32,249	12,858
SEPTEMBER	196	20,944	57	6,497	6,000	33,441	10,556
OCTOBER	200	21,371	65	7,409	-	28,780	11,568
NOVEMBER	182	20,873	49	5,900	-	26,773	11,465
DECEMBER	179	20,554	32	3,853	-	24,407	14,639
JANUARY	186	21,456	32	3,853	-	25,309	18,551
FEBRUARY	157	18,088	29	3,492	-	21,580	34,512
MARCH	141	16,338	46	5,539	8,000	29,877	25,082
APRIL	35	4,031	46	5,539	473	10,043	24,898
MAY	37	4,255	31	3,733	406	8,394	31,132
JUNE	85	9,791	33	3,974	177	13,942	28,902
TOTALS	1,873	\$ 208,457	530	\$ 62,327	\$ 15,056	\$ 285,840	\$ 233,526

	% CHANGE	FLIGHTS		PASSENGERS		AIR FREIGHT (TONS)	
		DEPARTURES	ARRIVALS	ENPLANED	DEPLANED	ENPLANED	DEPLANED
JULY	231.57%	233	234	4,611	4,775	-	-
AUGUST	150.81%	242	241	4,757	4,900	-	-
SEPTEMBER	216.80%	193	196	3,433	3,721	-	-
OCTOBER	148.79%	199	200	3,813	3,822	-	-
NOVEMBER	133.52%	184	182	3,558	3,670	-	-
DECEMBER	66.73%	178	179	2,720	2,716	-	-
JANUARY	36.43%	184	186	3,212	3,434	-	-
FEBRUARY	-37.47%	158	157	2,841	2,908	-	-
MARCH	19.12%	137	141	1,556	1,695	-	-
APRIL	-59.66%	36	35	137	138	-	-
MAY	-73.04%	37	37	284	290	-	-
JUNE	-51.76%	84	85	1,284	1,292	-	-
TOTALS	22.40%	1,865	1,873	32,206	33,361	-	-

NOTE:

a - License effective June 5, 2018 and expired December 31, 2018.

b - Landing fee rate per 1,000 pounds at \$2.62 from May 2019 and \$2.81 from November 2019.

c - Remain overnight fee rate per night at \$113.99 from May 2019 and \$120.41 from November 2019.

SKYWEST AIRLINES
COMMUTER AIRLINE OPERATING LICENSE
MONTH TO MONTH

	NUMBER OF LANDINGS	LANDING FEES (b)	NUMBER OF REMAIN OVERNIGHTS	REMAIN OVERNIGHT FEES (c)	OPERATIONS FEES (d)	LATE / PENALTY FEES	19-20 MONTHLY REVENUE
JULY	28	\$ 4,915	-	\$ -	\$ 79	\$ 425	\$ 5,419
AUGUST	31	5,442	-	-	88	-	5,530
SEPTEMBER	28	4,915	-	-	79	420	5,414
OCTOBER	31	5,442	-	-	88	-	5,530
NOVEMBER	48	8,981	-	-	167	-	9,148
DECEMBER	26	4,895	-	-	90	-	4,985
JANUARY	123	25,281	27	3,251	425	-	28,957
FEBRUARY	131	27,034	29	3,492	456	-	30,982
MARCH	110	22,531	32	3,853	390	-	26,774
APRIL	21	3,976	3	361	77	-	4,414
MAY	30	5,648	-	-	104	-	5,752
JUNE	58	10,920	-	-	202	903	12,025
TOTALS	665	\$ 129,980	91	\$ 10,957	\$ 2,245	\$ 1,748	\$ 144,930

18-19								
	MONTHLY		FLIGHTS		PASSENGERS		AIR FREIGHT (TONS)	
	REVENUE	% CHANGE	DEPARTURES	ARRIVALS	ENPLANED	DEPLANED	ENPLANED	DEPLANED
JULY	\$ 5,724	-5.33%	28	28	1,851	1,946	-	-
AUGUST	5,891	-6.13%	31	31	2,078	2,147	-	-
SEPTEMBER	6,397	-15.37%	28	28	1,400	1,889	-	-
OCTOBER	7,460	-25.87%	31	31	1,940	2,144	-	-
NOVEMBER	5,310	72.28%	48	48	2,800	3,287	-	-
DECEMBER	5,493	-9.25%	26	26	1,589	1,758	-	-
JANUARY	5,509	425.63%	122	123	6,966	7,128	-	-
FEBRUARY	4,578	576.76%	131	131	7,495	7,598	-	-
MARCH	4,327	518.77%	112	110	3,128	3,185	-	-
APRIL	5,310	-16.87%	22	21	192	216	-	-
MAY	5,590	2.90%	30	30	963	989	-	-
JUNE	5,154	133.31%	58	58	2,427	2,340	-	-
TOTALS	\$ 66,743	117.15%	667	665	32,829	34,627	-	-

NOTE:

a - Lease effective December 13, 2016.

b - Landing fee rate per 1,000 pounds at \$2.62 from May 2019 and \$2.81 from November 2019.

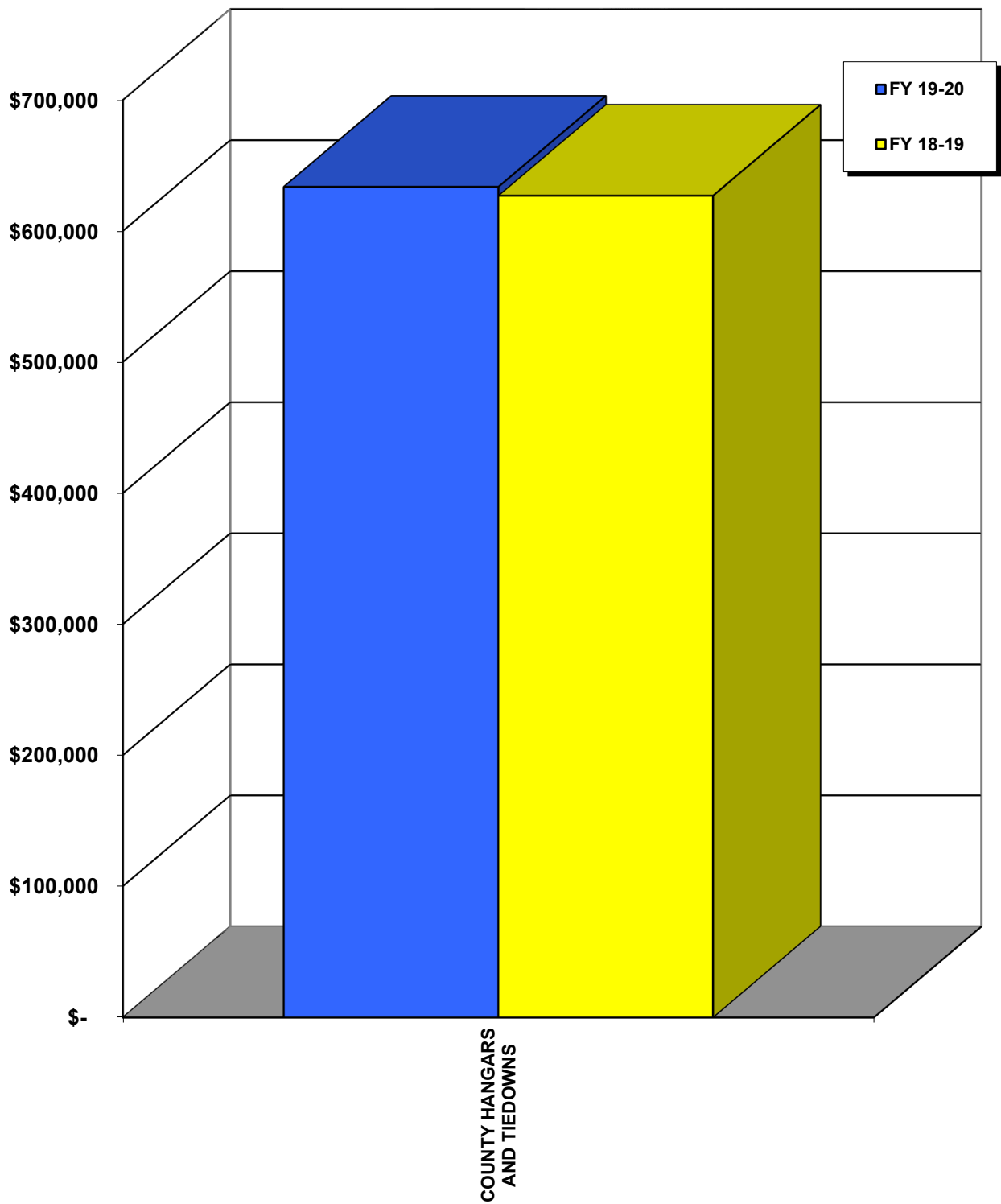
c - Remain overnight fee rate per night at \$113.99 from May 2019 and \$120.41 from November 2019.

d - Operations fee rate per operations on apron at \$2.83 from May 2019 and \$3.48 from November 2019.

COUNTY HANGARS AND TIEDOWNS



COUNTY HANGARS AND TIEDOWNS SUMMARY



COUNTY HANGARS AND TIEDOWNS

	COUNTY HANGAR REVENUE	COUNTY TIEDOWN REVENUE	COUNTY SHADED TIEDOWN REVENUE	LATE / PENALTY FEES	19-20 MONTHLY REVENUE (a)	18-19 MONTHLY REVENUE (a)	% CHANGE
JULY	\$ 2,702	\$ 31,062	\$ 14,987	\$ 203	\$ 48,954	\$ 48,495	0.95%
AUGUST	2,316	35,137	19,452	67	56,972	40,269	41.48%
SEPTEMBER	2,316	30,982	13,830	78	47,206	52,373	-9.87%
OCTOBER	2,895	37,287	17,733	181	58,096	63,393	-8.36%
NOVEMBER	1,544	25,371	13,214	69	40,198	47,533	-15.43%
DECEMBER	2,335	36,322	15,503	63	54,223	41,668	30.13%
JANUARY	2,273	37,412	15,900	119	55,704	67,900	-17.96%
FEBRUARY	3,088	29,836	15,728	132	48,784	45,627	6.92%
MARCH	2,573	34,636	16,643	97	53,949	62,457	-13.62%
APRIL	2,123	24,668	14,489	75	41,355	42,879	-3.55%
MAY	2,702	34,609	18,049	176	55,536	63,870	-13.05%
JUNE	2,702	49,636	20,204	177	72,719	50,443	44.16%
TOTALS	\$ 29,569	\$ 406,958	\$ 195,732	\$ 1,437	\$ 633,696	\$ 626,907	1.08%

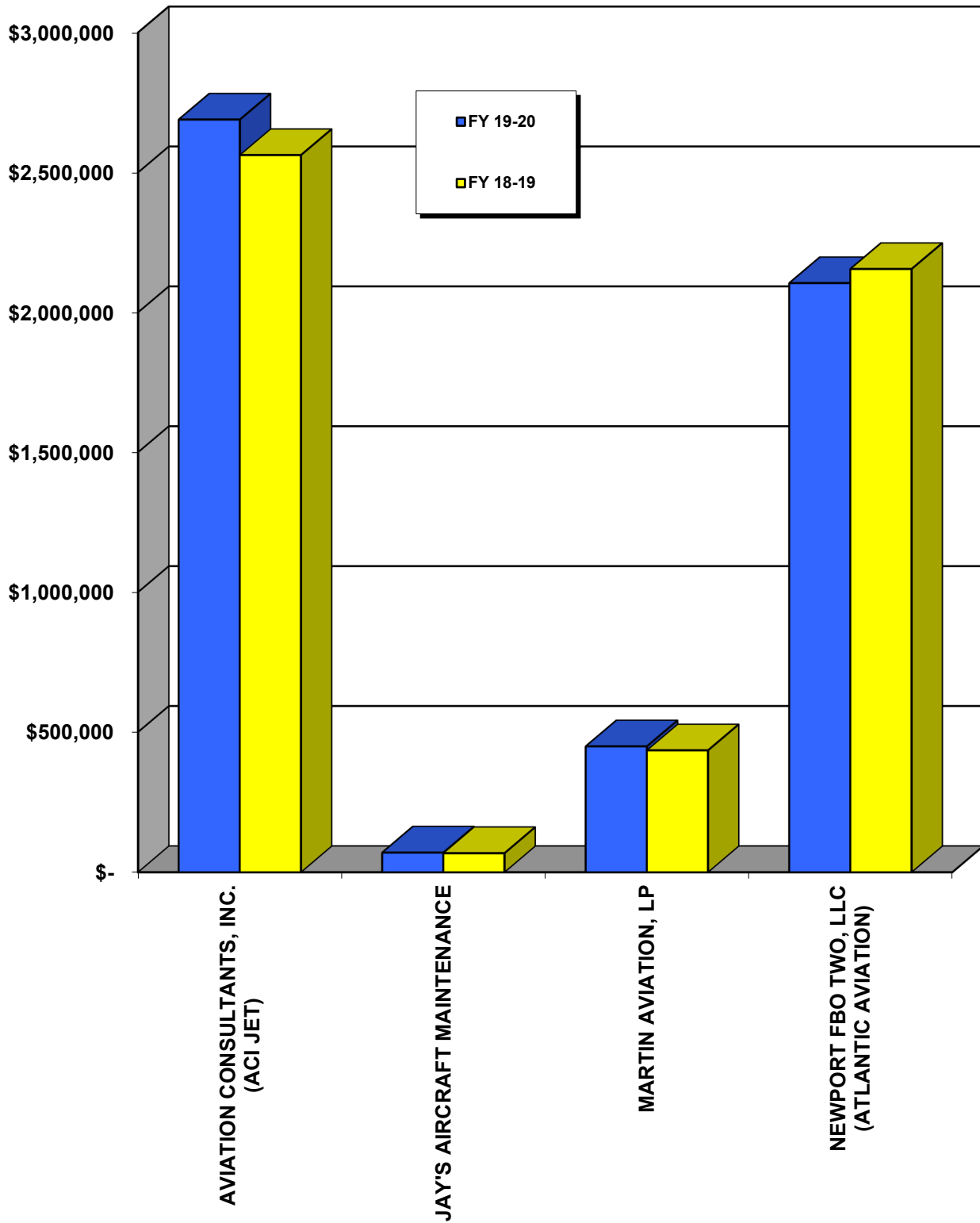
NOTE:

a - For consistency between prior year Revenue Reports, County Hangar and Tiedown revenue are presented on a cash basis.

FIXED-BASE OPERATORS



FIXED-BASE OPERATORS SUMMARY



FIXED-BASE OPERATORS SUMMARY FOR FY 2019-2020

LESSEE	FBO GROUND RENT	FUEL STORAGE RENT	EQUIPMENT STORAGE RENT	FUEL FLOWAGE FEES	TRANSIENT PARKING FEES	RENTAL CAR FEES
AVIATION CONSULTANTS, INC. (ACI JET)	\$ 2,182,836	\$ 37,752	\$ -	\$ 371,991	\$ 53,117	\$ 37,100
JAY'S AIRCRAFT MAINTENANCE	69,872	-	-	-	-	-
MARTIN AVIATION, LP	447,616	-	776	-	-	-
NEWPORT FBO TWO, LLC (ATLANTIC AVIATION)	1,559,932	39,832	-	229,046	104,863	31,972
TOTALS	\$ 4,260,256	\$ 77,584	\$ 776	\$ 601,037	\$ 157,980	\$ 69,072

LESSEE		AIRLINE SERVICES FEES	AIRCRAFT TIE-DOWN FEES	VEHICLE PARKING FEES	LATE / PENALTY FEES	19-20 TOTAL REVENUE	18-19 TOTAL REVENUE	% CHANGE
AVIATION CONSULTANTS, INC. (ACI JET)	(b)	\$ 1,500	\$ -	\$ -	\$ 4,341	\$ 2,688,637	\$ 2,561,734	4.95%
JAY'S AIRCRAFT MAINTENANCE		-	-	-	-	69,872	67,747	3.14%
MARTIN AVIATION, LP	(a)	-	-	-	-	448,392	434,124	3.29%
NEWPORT FBO TWO, LLC (ATLANTIC AVIATION)		1,500	52,080	81,384	3,500	2,104,109	2,154,526	-2.34%
TOTALS		\$ 3,000	\$ 52,080	\$ 81,384	\$ 7,841	\$ 5,311,010	\$ 5,218,131	1.78%

LESSEE	LUBRICANT DELIVERED - GALLONS	FUEL DELIVERED - GALLONS				
		100LL	JET-A	DIESEL	MOGAS	TOTAL
AVIATION CONSULTANTS, INC. (ACI JET)	96	338,408	5,837,980	-	23,318	6,199,706
NEWPORT FBO TWO, LLC (ATLANTIC AVIATION)	600	57,085	3,736,995	11,124	11,230	3,816,434
TOTALS	696	395,493	9,574,975	11,124	34,548	10,016,140

NOTE:

a - Includes Consumer Price Index (CPI) adjustments to decrease revenue reported in the 2018-2019 Revenue Report.

b - Includes auditor adjustments to increase revenue reported in the 2018-2019 Revenue Report.

PM 1121-223-26, 26.1 (a)
PM 1121-281-30, 31 (a),(b)
PM 1121-360-157 (a),(c)

AVIATION CONSULTANTS, INC.
dba ACI JET
FBO LEASE
MONTH TO MONTH

	FBO GROUND RENT (d)	FUEL STORAGE RENT (e)	FUEL FLOWAGE FEES	TRANSIENT PARKING FEES	RENTAL CAR GROSS	RENTAL CAR FEES	AIRLINE SERVICES GROSS	AIRLINE SERVICES FEES	LATE / PENALTY FEES
JULY	\$ 180,567	\$ 3,123	\$ 35,672	\$ 3,773	\$ 46,673	\$ 4,667	\$ -	\$ 125	\$ -
AUGUST	180,567	3,123	39,632	3,725	54,165	5,417	-	125	-
SEPTEMBER	180,567	3,123	36,844	4,010	33,055	3,306	-	125	-
OCTOBER	180,567	3,123	38,529	4,515	41,811	4,181	-	125	755
NOVEMBER	180,567	3,123	31,255	4,773	38,980	3,898	-	125	-
DECEMBER	180,567	3,123	35,209	5,288	35,058	3,506	-	125	2,855
JANUARY	180,567	3,123	36,314	4,438	26,317	2,632	-	125	-
FEBRUARY	180,567	3,123	36,147	4,010	20,749	2,075	-	125	-
MARCH	180,567	3,123	22,329	4,530	22,283	2,228	-	125	-
APRIL	185,911	3,215	8,288	5,595	7,319	732	-	125	-
MAY	185,911	3,215	19,321	4,690	12,007	1,201	-	125	405
JUNE	185,911	3,215	32,451	3,770	32,565	3,257	-	125	326
TOTALS	\$ 2,182,836	\$ 37,752	\$ 371,991	\$ 53,117	\$ 370,982	\$ 37,100	\$ -	\$ 1,500	\$ 4,341

	19-20 MONTHLY REVENUE	18-19 MONTHLY REVENUE (f)	% CHANGE	LUBRICANT DELIVERED - GALLONS	FUEL DELIVERED - GALLONS				
					100LL	JET-A	DIESEL	MOGAS	TOTAL
JULY	\$ 227,927	\$ 216,375	5.34%	12	33,917	558,196	-	2,400	594,513
AUGUST	232,589	210,882	10.29%	15	39,588	616,335	-	4,584	660,507
SEPTEMBER	227,975	206,892	10.19%	12	31,371	580,214	-	2,469	614,054
OCTOBER	231,795	210,484	10.12%	34	33,215	608,881	-	-	642,096
NOVEMBER	223,741	209,219	6.94%	-	24,123	492,005	-	4,791	520,919
DECEMBER	230,673	210,349	9.66%	-	24,659	562,158	-	-	586,817
JANUARY	227,199	213,245	6.54%	12	29,329	573,485	-	2,400	605,214
FEBRUARY	226,047	207,604	8.88%	11	26,514	571,635	-	4,291	602,440
MARCH	212,902	213,452	-0.26%	-	12,467	359,688	-	-	372,155
APRIL	203,866	218,374	-6.64%	-	21,385	114,360	-	2,383	138,128
MAY	214,868	221,445	-2.97%	-	31,591	290,422	-	-	322,013
JUNE	229,055	223,413	2.53%	-	30,249	510,601	-	-	540,850
TOTALS	\$ 2,688,637	\$ 2,561,734	4.95%	96	338,408	5,837,980	-	23,318	6,199,706

NOTE:

a - Lease effective April 1, 2017 and expired December 31, 2018.

b - ACI Jet's Transient Parking licenses (East and West) are month-to-month.

c - ACI Jet's Airline Related Services license is month-to-month. Greater of monthly minimum of \$125 or 10% of monthly ramp services gross receipts.

d - Effective April 2020, monthly rent increased from \$180,567 to \$185,911.

e -Effective April 2020, monthly rent increased from \$3,123 to \$3,215.

f - Includes auditor adjustments to increase revenue reported in the 2018-2019 Revenue Report.

JAY'S AIRCRAFT MAINTENANCE
FBO LEASE
MONTH TO MONTH

	FBO GROUND RENT (b)	LATE / PENALTY FEES	19-20 MONTHLY REVENUE	18-19 MONTHLY REVENUE	% CHANGE
JULY	\$ 5,797	\$ -	\$ 5,797	\$ 5,620	3.15%
AUGUST	5,797	-	5,797	5,620	3.15%
SEPTEMBER	5,797	-	5,797	5,620	3.15%
OCTOBER	5,797	-	5,797	5,620	3.15%
NOVEMBER	5,797	-	5,797	5,620	3.15%
DECEMBER	5,797	-	5,797	5,620	3.15%
JANUARY	5,797	-	5,797	5,620	3.15%
FEBRUARY	5,797	-	5,797	5,620	3.15%
MARCH	5,797	-	5,797	5,620	3.15%
APRIL	5,797	-	5,797	5,620	3.15%
MAY	5,927	-	5,927	5,750	3.08%
JUNE	5,975	-	5,975	5,797	3.07%
TOTALS	\$ 69,872	\$ -	\$ 69,872	\$ 67,747	3.14%

NOTE:

a - Lease expired December 31, 2018.

b - Effective May 9, 2020, monthly rent increased from \$5,797 to \$5,975.

PM 1121-223-20
PM 1121-223-24

MARTIN AVIATION, LP
FBO LEASE
LEASE EXPIRES 08/31/2026

	FBO GROUND RENT (a)	EQUIPMENT STORAGE RENT (b)	LATE / PENALTY FEES	19-20 MONTHLY REVENUE	18-19 MONTHLY REVENUE (c)	% CHANGE
JULY	\$ 36,353	\$ 63	\$ -	\$ 36,416	\$ 34,982	4.10%
AUGUST	36,353	63	-	36,416	34,982	4.10%
SEPTEMBER	37,491	65	-	37,556	36,416	3.13%
OCTOBER	37,491	65	-	37,556	36,416	3.13%
NOVEMBER	37,491	65	-	37,556	36,416	3.13%
DECEMBER	37,491	65	-	37,556	36,416	3.13%
JANUARY	37,491	65	-	37,556	36,416	3.13%
FEBRUARY	37,491	65	-	37,556	36,416	3.13%
MARCH	37,491	65	-	37,556	36,416	3.13%
APRIL	37,491	65	-	37,556	36,416	3.13%
MAY	37,491	65	-	37,556	36,416	3.13%
JUNE	37,491	65	-	37,556	36,416	3.13%
TOTALS	\$ 447,616	\$ 776	\$ -	\$ 448,392	\$ 434,124	3.29%

NOTE:

a - Effective September 2019, monthly rent increased from \$36,353 to \$37,491.

b - Effective September 2019, monthly rent increased from \$63 to \$65.

c - Includes CPI adjustments to decrease revenue reported in the 2018-2019 Revenue Report.

PM 1121-223-25, 25.1, 25.2 (a)
PM 1121-281-28 (b)
PM 1121-360-152 (c)
PM 1121-281-30 (d)
PM 1121-223-29 (e)

NEWPORT FBO TWO, LLC
dba ATLANTIC AVIATION
FBO LEASE
MONTH TO MONTH

	FBO GROUND RENT (f)	FUEL STORAGE RENT (g)	FUEL FLOWAGE FEES	TRANSIENT PARKING FEES	RENTAL CAR GROSS	RENTAL CAR FEES	AIRLINE SERVICES GROSS	AIRLINE SERVICES FEES	AIRCRAFT TIE-DOWN FEES	VEHICLE PARKING FEES	LATE / PENALTY FEES
JULY	\$ 128,609	\$ 3,284	\$ 26,717	\$ 8,953	\$ 55,980	\$ 5,598	\$ -	\$ 125	\$ 4,340	\$ 6,782	\$ -
AUGUST	128,609	3,284	26,345	8,260	35,156	3,516	-	125	4,340	6,782	-
SEPTEMBER	128,609	3,284	24,147	6,753	41,637	4,164	-	125	4,340	6,782	821
OCTOBER	128,609	3,284	26,410	7,630	27,019	2,702	-	125	4,340	6,782	234
NOVEMBER	128,609	3,284	19,649	7,550	15,598	1,560	-	125	4,340	6,782	-
DECEMBER	128,609	3,284	20,914	6,913	25,810	2,581	-	125	4,340	6,782	2,445
JANUARY	128,609	3,284	20,522	7,980	22,603	2,260	-	125	4,340	6,782	-
FEBRUARY	128,609	3,284	20,425	7,408	12,876	1,288	-	125	4,340	6,782	-
MARCH	132,765	3,390	11,705	8,118	35,255	3,526	-	125	4,340	6,782	-
APRIL	132,765	3,390	4,425	9,435	14,886	1,489	-	125	4,340	6,782	-
MAY	132,765	3,390	11,357	13,165	12,719	1,272	-	125	4,340	6,782	-
JUNE	132,765	3,390	16,430	12,698	20,160	2,016	-	125	4,340	6,782	-
TOTALS	\$ 1,559,932	\$ 39,832	\$ 229,046	\$ 104,863	\$ 319,699	\$ 31,972	\$ -	\$ 1,500	\$ 52,080	\$ 81,384	\$ 3,500

	19-20 MONTHLY REVENUE	18-19 MONTHLY REVENUE	% CHANGE	LUBRICANT DELIVERED - GALLONS	FUEL DELIVERED - GALLONS				
					100LL	JET-A	DIESEL	MOGAS	TOTAL
JULY	\$ 184,408	\$ 178,752	3.16%	50	7,816	430,438	3,469	3,472	445,195
AUGUST	181,261	182,122	-0.47%	50	7,977	431,018	-	-	438,995
SEPTEMBER	179,025	181,213	-1.21%	50	8,635	393,739	-	-	402,374
OCTOBER	180,116	187,001	-3.68%	50	-	432,762	4,455	2,868	440,085
NOVEMBER	171,899	178,882	-3.90%	50	8,052	319,352	-	-	327,404
DECEMBER	175,993	174,574	0.81%	50	-	348,487	-	-	348,487
JANUARY	173,902	176,575	-1.51%	50	8,714	325,140	3,200	4,890	341,944
FEBRUARY	172,261	173,071	-0.47%	50	-	340,332	-	-	340,332
MARCH	170,751	185,591	-8.00%	50	7,966	187,030	-	-	194,996
APRIL	162,751	176,104	-7.58%	50	-	73,671	-	-	73,671
MAY	173,196	176,527	-1.89%	50	7,925	181,281	-	-	189,206
JUNE	178,546	184,114	-3.02%	50	-	273,745	-	-	273,745
TOTALS	\$ 2,104,109	\$ 2,154,526	-2.34%	600	57,085	3,736,995	11,124	11,230	3,816,434

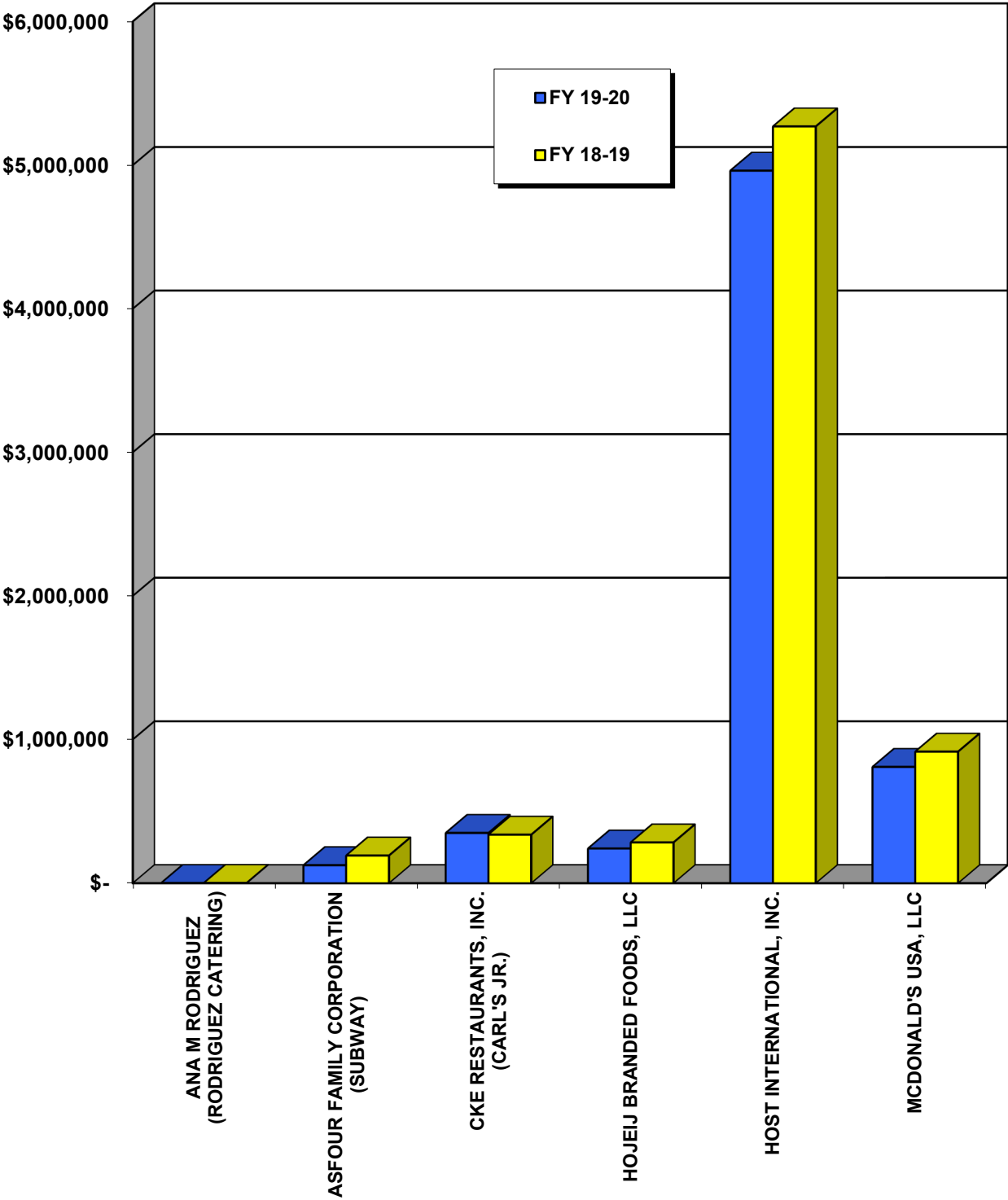
NOTE:

- a - Lease effective March 1, 2017 and expired December 31, 2018.
b - Atlantic Aviation's Transient Parking license is month-to-month.
c - Atlantic Aviation's Airline Related Services license is month-to-month. Greater of monthly minimum of \$125 or 10% of monthly ramp services gross receipts.
d - Atlantic Aviation's Tie-down license effective August 1, 2018, and it is month-to-month. The monthly fee is \$4,340.
e - Atlantic Aviation's Vehicle license effective August 23, 2018 and expired December 31, 2018. The monthly fee is \$6,782.
f - Effective March 2020, monthly rent increased from \$128,609 to \$132,765.
g - Effective March 2020, monthly rent increased from \$3,284 to \$3,390.

FOOD AND BEVERAGE



FOOD AND BEVERAGE SUMMARY



FOOD AND BEVERAGE SUMMARY FOR FY 2019-2020

LESSEE/LICENSEE	LATE / PENALTY		19-20 TOTAL	18-19 TOTAL	% CHANGE
	REVENUE	FEES	REVENUE	REVENUE	
ANA M RODRIGUEZ (RODRIGUEZ CATERING)	\$ 946	\$ -	\$ 946	\$ 1,560	-39.36%
ASFOUR FAMILY CORPORATION (SUBWAY)	124,748	-	124,748	191,961	-35.01%
CKE RESTAURANTS, INC. (CARL'S JR.)	348,750	-	348,750	336,851	3.53%
HOJEIJ BRANDED FOODS, LLC (a)	240,844	-	240,844	282,964	-14.89%
HOST INTERNATIONAL, INC.	4,960,962	-	4,960,962	5,269,297	-5.85%
MCDONALD'S USA, LLC	806,886	1,416	808,302	914,543	-11.62%
TOTALS	\$ 6,483,136	\$ 1,416	\$ 6,484,552	\$ 6,997,176	-7.33%

NOTE:

a - Includes penalty fee adjustment to increase revenue reported in the 2018-2019 Revenue Report.

ANA M RODRIGUEZ
dba RODRIGUEZ CATERING
CONTRACT AGREEMENT - FOOD CATERING TRUCK SERVICES
 CONTRACT TERMINATED 02/21/2020

	MONTHLY GROSS RECEIPTS	MINIMUM RENT OR % GROSS (b)	LATE / PENALTY FEES	19-20 MONTHLY REVENUE	18-19 MONTHLY REVENUE	% CHANGE
JULY	\$ 2,050	\$ 130	\$ -	\$ 130	\$ 130	0.00%
AUGUST	1,470	130	-	130	130	0.00%
SEPTEMBER	1,200	130	-	130	130	0.00%
OCTOBER	1,610	130	-	130	130	0.00%
NOVEMBER	1,315	130	-	130	130	0.00%
DECEMBER	1,350	130	-	130	130	0.00%
JANUARY	1,460	130	-	130	130	0.00%
FEBRUARY	300	36	-	36	130	-72.31%
MARCH	-	-	-	-	130	-100.00%
APRIL	-	-	-	-	130	-100.00%
MAY	-	-	-	-	130	-100.00%
JUNE	-	-	-	-	130	-100.00%
TOTALS	\$ 10,755	\$ 946	\$ -	\$ 946	\$ 1,560	-39.36%

NOTE:

a - Lease effective February 24, 2017 and terminated February 21, 2020.

b - Greater of monthly minimum of \$130 or 3.5% of food catering gross receipts.

ASFOUR FAMILY CORPORATION
dba SUBWAY
LEASE AGREEMENT - SPECIALTY CONCESSION
MONTH TO MONTH

	MONTHLY GROSS RECEIPTS	MINIMUM RENT OR % GROSS (b),(c)	LATE / PENALTY FEES	19-20 MONTHLY REVENUE	18-19 MONTHLY REVENUE	% CHANGE
JULY	\$ 87,704	\$ 15,736	\$ -	\$ 15,736	\$ 18,873	-16.62%
AUGUST	77,199	15,736	-	15,736	18,570	-15.26%
SEPTEMBER	71,900	15,736	-	15,736	13,904	13.18%
OCTOBER	74,393	15,736	-	15,736	15,618	0.76%
NOVEMBER	77,046	15,736	-	15,736	14,526	8.33%
DECEMBER	81,645	13,471	-	13,471	15,736	-14.39%
JANUARY	64,617	10,662	-	10,662	15,736	-32.24%
FEBRUARY	65,689	10,839	-	10,839	16,054	-32.48%
MARCH	31,431	5,186	-	5,186	15,736	-67.04%
APRIL	4,734	781	-	781	15,736	-95.04%
MAY	10,456	1,725	-	1,725	15,736	-89.04%
JUNE	20,630	3,404	-	3,404	15,736	-78.37%
TOTALS	\$ 667,444	\$ 124,748	\$ -	\$ 124,748	\$ 191,961	-35.01%

NOTE:

a - Lease effective November 18, 2011 and expired November 17, 2019.

b - Greater of minimum annual guarantee of \$188,832 or 16.5% of gross receipts through November 2019.

c - Effective December 2019, monthly rent is 16.5% of gross receipts.

CKE RESTAURANTS, INC.
dba CARL'S JR.
LEASE AGREEMENT - FAST FOOD
LEASE EXPIRES 01/05/2022

	MONTHLY GROSS RECEIPTS	MINIMUM RENT OR % GROSS (b),(c),(d)	LATE / PENALTY FEES	19-20 MONTHLY REVENUE	18-19 MONTHLY REVENUE	% CHANGE
JULY	\$ 167,751	\$ 28,705	\$ -	\$ 28,705	\$ 27,618	3.94%
AUGUST	162,961	28,705	-	28,705	27,618	3.94%
SEPTEMBER	154,661	28,705	-	28,705	27,618	3.94%
OCTOBER	170,779	28,705	-	28,705	27,618	3.94%
NOVEMBER	156,578	28,705	-	28,705	27,618	3.94%
DECEMBER	160,339	28,705	-	28,705	27,618	3.94%
JANUARY	145,238	28,705	-	28,705	27,618	3.94%
FEBRUARY	143,530	29,563	-	29,563	28,705	2.99%
MARCH	72,049	29,563	-	29,563	28,705	2.99%
APRIL	7,750	29,563	-	29,563	28,705	2.99%
MAY	12,514	29,563	-	29,563	28,705	2.99%
JUNE	46,211	29,563	-	29,563	28,705	2.99%
TOTALS	\$ 1,400,361	\$ 348,750	\$ -	\$ 348,750	\$ 336,851	3.53%

NOTE:

- a - Lease effective January 6, 2012.
- b - Effective February 2019, greater of minimum annual guarantee of \$344,460 or 16% of gross receipts up to \$2.5 million and 16.5% of gross receipts above \$2.5 million.
- c - Effective February 2020, greater of minimum annual guarantee of \$354,750 or 16% of gross receipts up to \$2.5 million and 16.5% of gross receipts above \$2.5 million.
- d - Due to the COVID-19 pandemic, beginning March 1, 2020 to June 30, 2020, minimum monthly fee is deferred. Lessee is required to continue payment of percentage rent during the deferral period. All deferred rent shall be paid by June 30, 2021.

HOJEIJ BRANDED FOODS, LLC
LEASE AGREEMENT - SPECIALTY CONCESSION
MONTH TO MONTH

	MONTHLY GROSS RECEIPTS	MINIMUM RENT OR % GROSS (c),(d),(e)	LATE / PENALTY FEES	19-20 MONTHLY REVENUE	18-19 MONTHLY REVENUE (f)	% CHANGE
JULY	\$ 152,823	\$ 24,452	\$ -	\$ 24,452	\$ 23,159	5.58%
AUGUST	170,783	19,672	-	19,672	27,379	-28.15%
SEPTEMBER	165,666	19,672	-	19,672	19,740	-0.34%
OCTOBER	186,661	19,672	-	19,672	22,497	-12.56%
NOVEMBER	169,060	19,672	-	19,672	21,576	-8.82%
DECEMBER	174,873	19,672	-	19,672	19,684	-0.06%
JANUARY	139,909	19,672	-	19,672	18,584	5.85%
FEBRUARY	166,696	19,672	-	19,672	22,903	-14.11%
MARCH	71,785	19,672	-	19,672	26,606	-26.06%
APRIL	7,883	19,672	-	19,672	22,812	-13.76%
MAY	15,085	19,672	-	19,672	29,951	-34.32%
JUNE	57,726	19,672	-	19,672	28,073	-29.93%
TOTALS	\$ 1,478,950	\$ 240,844	\$ -	\$ 240,844	\$ 282,964	-14.89%

NOTE:

- a - Lease effective July 20, 2011 and expired July 19, 2019.
- b - Effective August 22, 2017, Consent to Assignment, from Taste, Inc. to Hojeij Branded Foods, LLC, was approved.
- c - Effective August 2018, greater of minimum annual guarantee of \$196,352 or 12% of gross receipts up to \$1.0 million, 14% of gross receipts on \$1.0 to \$1.5 million and 16% of gross receipts at or above \$1.5 million.
- d - Effective August 2019, greater of minimum annual guarantee of \$236,068 or 12% of gross receipts up to \$1.0 million, 14% of gross receipts on \$1.0 to \$1.5 million and 16% of gross receipts at or above \$1.5 million.
- e - Due to the COVID-19 pandemic, beginning March 1, 2020 to June 30, 2020, minimum monthly fee is deferred. Lessee is required to continue payment of percentage rent during the deferral period. All deferred rent shall be paid by June 30, 2021.
- f - Includes penalty fee adjustment to increase revenue reported in the 2018-2019 Revenue Report.

HOST INTERNATIONAL, INC.
LEASE AGREEMENT - PRIMARY FOOD & BEVERAGE

LEASE EXPIRES 09/30/2021

	FOOD & NON ALCOHOLIC BEVERAGE GROSS RECEIPTS	ALCOHOLIC BEVERAGE GROSS RECEIPTS	CONCESSION RELATED MERCHANDISE GROSS RECEIPTS	TOTAL MONTHLY GROSS RECEIPTS	MINIMUM RENT OR % GROSS (a),(b),(c)
JULY	\$ 1,817,539	\$ 594,714	\$ 31,465	\$ 2,443,718	\$ 417,433
AUGUST	1,833,957	665,403	31,320	2,530,680	435,506
SEPTEMBER	1,735,643	668,163	30,548	2,434,354	420,756
OCTOBER	1,865,445	711,535	33,852	2,610,832	450,929
NOVEMBER	1,733,442	677,411	34,533	2,445,386	423,066
DECEMBER	1,764,757	672,382	32,617	2,469,756	401,896
JANUARY	1,636,329	577,537	33,697	2,247,563	401,896
FEBRUARY	1,605,461	576,995	29,496	2,211,952	401,896
MARCH	675,040	249,701	14,064	938,805	401,896
APRIL	30,967	11,036	809	42,812	401,896
MAY	77,791	41,108	3,649	122,548	401,896
JUNE	174,220	100,188	6,992	281,400	401,896
TOTALS	\$ 14,950,591	\$ 5,546,173	\$ 283,042	\$ 20,779,806	\$ 4,960,962

	LATE / PENALTY FEES	19-20 MONTHLY REVENUE	18-19 MONTHLY REVENUE	% CHANGE
JULY	\$ -	\$ 417,433	\$ 448,484	-6.92%
AUGUST	-	435,506	476,074	-8.52%
SEPTEMBER	-	420,756	422,632	-0.44%
OCTOBER	-	450,929	465,813	-3.20%
NOVEMBER	-	423,066	424,132	-0.25%
DECEMBER	-	401,896	396,484	1.36%
JANUARY	-	401,896	409,652	-1.89%
FEBRUARY	-	401,896	410,662	-2.13%
MARCH	-	401,896	463,383	-13.27%
APRIL	-	401,896	428,175	-6.14%
MAY	-	401,896	479,136	-16.12%
JUNE	-	401,896	444,670	-9.62%
TOTALS	\$ -	\$ 4,960,962	\$ 5,269,297	-5.85%

NOTE:

- a - Effective December 2018, greater of minimum annual guarantee of \$4,683,828 or 15.5% of food/non-alcoholic beverage, 22% of alcoholic beverage, and 15.5% of concession-related merchandise gross receipts.
- b - Effective December 2019, greater of minimum annual guarantee of \$4,822,753 or 15.5% of food/non-alcoholic beverage, 22% of alcoholic beverage, and 15.5% of concession-related merchandise gross receipts.
- c - Due to the COVID-19 pandemic, beginning March 1, 2020 to June 30, 2020, minimum monthly fee is deferred. Lessee is required to continue payment of percentage rent during the deferral period. All deferred rent shall be paid by June 30, 2021.

MCDONALD'S USA, LLC
LEASE AGREEMENT - FAST FOOD

LEASE EXPIRES 05/13/2022

	FOOD/BEVERAGE	MINIMUM	LATE /	19-20	18-19	
	GROSS	RENT OR %	PENALTY	MONTHLY	MONTHLY	
	RECEIPTS	GROSS (a),(b)	FEES	REVENUE	REVENUE	% CHANGE
JULY	\$ 494,956	\$ 89,092	\$ 457	\$ 89,549	\$ 79,170	13.11%
AUGUST	478,974	65,254	-	65,254	78,391	-16.76%
SEPTEMBER	412,372	65,254	552	65,806	66,653	-1.27%
OCTOBER	440,562	65,254	-	65,254	72,968	-10.57%
NOVEMBER	423,771	65,254	-	65,254	71,630	-8.90%
DECEMBER	476,929	65,254	-	65,254	75,665	-13.76%
JANUARY	394,767	65,254	-	65,254	67,599	-3.47%
FEBRUARY	372,596	65,254	-	65,254	71,577	-8.83%
MARCH	194,103	65,254	-	65,254	84,316	-22.61%
APRIL	25,499	65,254	407	65,661	78,783	-16.66%
MAY	54,769	65,254	-	65,254	83,451	-21.81%
JUNE	98,430	65,254	-	65,254	84,340	-22.63%
TOTALS	\$ 3,867,728	\$ 806,886	\$ 1,416	\$ 808,302	\$ 914,543	-11.62%

NOTE:

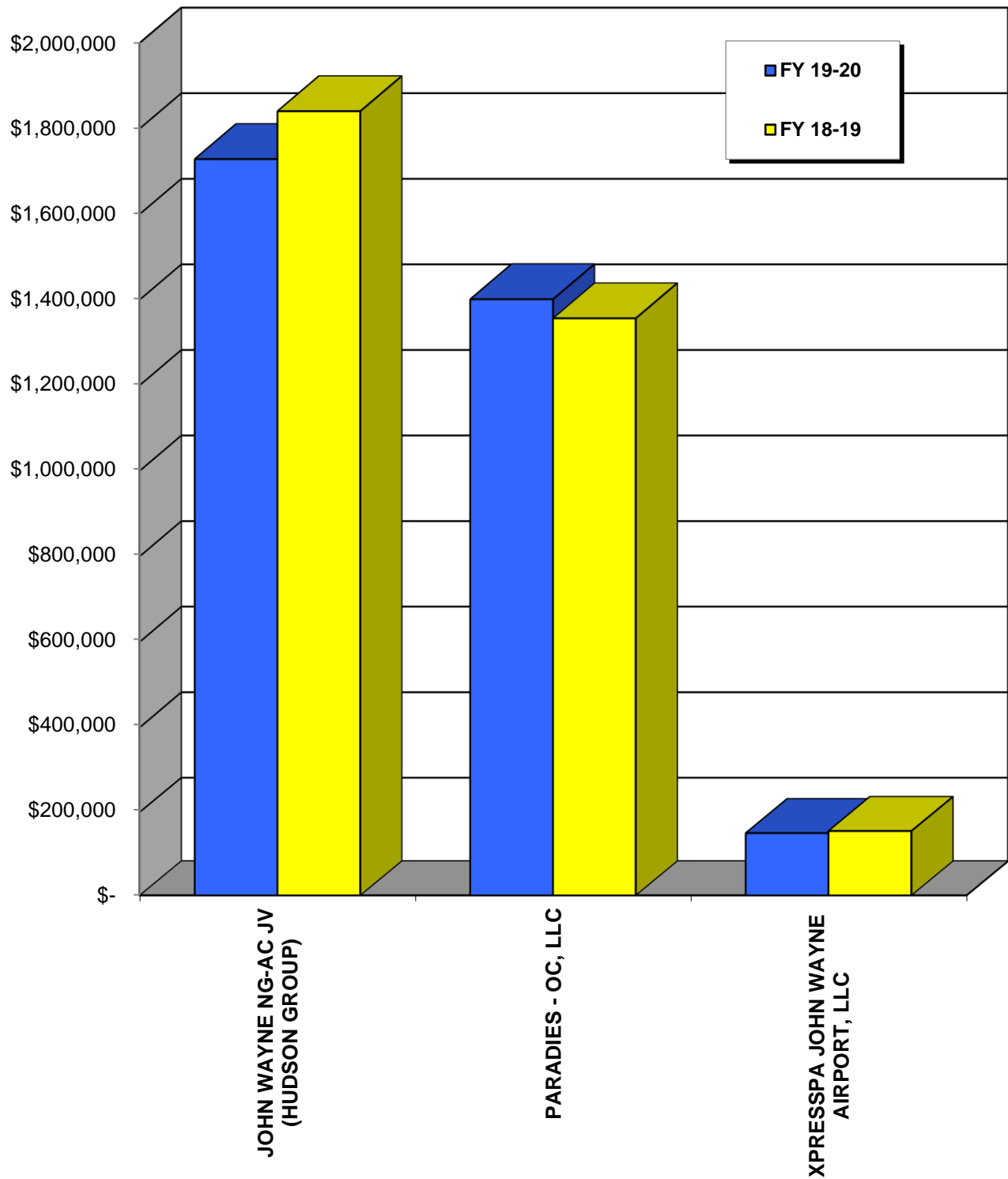
a - Effective August 2018, greater of minimum annual guarantee of \$707,234 or 18% of food/non-alcoholic beverage gross receipts.

b - Effective August 2019, greater of minimum annual guarantee of \$783,044 or 18% of food/non-alcoholic beverage gross receipts.

GIFTS, NEWS, SUNDRIES AND SPECIALTY



GIFTS, NEWS, SUNDRIES, & SPECIALTY SUMMARY



GIFTS, NEWS, SUNDRIES, & SPECIALTY SUMMARY FOR FY 2019-2020

LESSEE		LATE / PENALTY		19-20	18-19	% CHANGE
		REVENUE	FEES	TOTAL REVENUE	TOTAL REVENUE	
JOHN WAYNE NG-AC JV (HUDSON GROUP)	(a)	\$ 1,728,340	\$ -	\$ 1,728,340	\$ 1,840,127	-6.07%
PARADIES - OC, LLC		1,400,685	-	1,400,685	1,356,041	3.29%
XPRESSPA JOHN WAYNE AIRPORT, LLC		143,165	6,176	149,341	154,332	-3.23%
TOTALS		\$ 3,272,190	\$ 6,176	\$ 3,278,366	\$ 3,350,500	-2.15%

NOTE:

a - Includes auditor adjustments to increase revenue reported in the 2018-2019 Revenue Report.

JOHN WAYNE NG-AC JV
dba HUDSON GROUP
LEASE AGREEMENT-NEWS & GIFT
& SPECIALTY RETAIL CONCESSION
LEASE EXPIRES 01/20/2022

	NEWS/SUNDRIES	GIFT	SPECIALTY/BROOKSTONE	TOTAL MONTHLY	MINIMUM
	GROSS	GROSS	GROSS	GROSS	RENT OR
	RECEIPTS	RECEIPTS	RECEIPTS (d),(e)	RECEIPTS	% GROSS (a),(b),(c)
JULY	\$ 564,977	\$ 164,570	\$ 76,042	\$ 805,589	\$ 159,182
AUGUST	609,625	172,728	82,563	864,916	170,481
SEPTEMBER	565,250	163,690	75,163	804,103	158,852
OCTOBER	579,858	159,333	80,257	819,448	161,026
NOVEMBER	508,822	133,361	60,907	703,090	138,065
DECEMBER	532,046	126,831	50,765	709,642	138,896
JANUARY	478,833	131,600	49,167	659,600	130,413
FEBRUARY	525,762	129,294	55,044	710,100	134,285
MARCH	251,791	56,402	32,535	340,728	134,285
APRIL	35,310	4,331	-	39,641	134,285
MAY	59,616	11,729	243	71,588	134,285
JUNE	136,788	24,712	12,044	173,544	134,285
TOTALS	\$ 4,848,678	\$ 1,278,581	\$ 574,730	\$ 6,701,989	\$ 1,728,340

	LATE /	19-20	18-19	
	PENALTY	MONTHLY	MONTHLY	
	FEES	REVENUE	REVENUE (f)	% CHANGE
JULY	\$ -	\$ 159,182	\$ 177,226	-10.18%
AUGUST	-	170,481	178,196	-4.33%
SEPTEMBER	-	158,852	149,864	6.00%
OCTOBER	-	161,026	170,997	-5.83%
NOVEMBER	-	138,065	145,996	-5.43%
DECEMBER	-	138,896	134,721	3.10%
JANUARY	-	130,413	139,164	-6.29%
FEBRUARY	-	134,285	139,429	-3.69%
MARCH	-	134,285	166,418	-19.31%
APRIL	-	134,285	152,112	-11.72%
MAY	-	134,285	141,976	-5.42%
JUNE	-	134,285	144,028	-6.76%
TOTALS	\$ -	\$ 1,728,340	\$ 1,840,127	-6.07%

NOTE:

- a - Effective February 2019, greater of minimum annual guarantee of \$1,583,284 or percentage of gross receipts (18% of News/Sundries; 28% of Gifts and 15% of Specialty Retail).
- b - Effective February 2020, greater of minimum annual guarantee of \$1,611,416 or percentage of gross receipts (18% of News/Sundries; 28% of Gifts and 15% of Specialty Retail and Brookstone).
- c - Due to the COVID-19 pandemic, beginning March 1, 2020 to June 30, 2020, minimum monthly fee is deferred. Lessee is required to continue payment of percentage rent during the deferral period. All deferred rent shall be paid by June 30, 2021.
- d - Brookstone commenced operations, under this lease agreement, on June 30, 2020.
- e - Due to the COVID-19 pandemic, specialty operations closed temporarily effective April 2020.
- f - Includes auditor adjustments to increase revenue reported in the 2018-2019 Revenue Report.

PARADIES - OC, LLC
LEASE AGREEMENT-NEWS & GIFT
& SPECIALTY RETAIL CONCESSION

LEASE EXPIRES 11/13/2021

	NEWS/SUNDRIES GROSS RECEIPTS	GIFT GROSS RECEIPTS	SPECIALTY GROSS RECEIPTS (d)	TOTAL MONTHLY GROSS RECEIPTS	MINIMUM RENT OR % GROSS (a),(b),(c)
JULY	\$ 379,609	\$ 157,717	\$ 45,777	\$ 583,103	\$ 114,783
AUGUST	366,020	144,410	46,277	556,707	114,783
SEPTEMBER	336,372	127,164	48,261	511,797	114,783
OCTOBER	352,345	129,357	48,409	530,111	114,783
NOVEMBER	342,815	113,952	36,967	493,734	114,783
DECEMBER	360,230	103,509	45,535	509,274	118,110
JANUARY	293,841	95,068	31,718	420,627	118,110
FEBRUARY	290,075	102,518	35,197	427,790	118,110
MARCH	135,273	45,261	13,853	194,387	118,110
APRIL	17,057	7,431	-	24,488	118,110
MAY	26,295	58,406	-	84,701	118,110
JUNE	94,655	39,370	-	134,025	118,110
TOTALS	\$ 2,994,587	\$ 1,124,163	\$ 351,994	\$ 4,470,744	\$ 1,400,685

	LATE / PENALTY FEES	19-20 MONTHLY REVENUE	18-19 MONTHLY REVENUE	% CHANGE
JULY	\$ -	\$ 114,783	\$ 110,512	3.86%
AUGUST	-	114,783	110,512	3.86%
SEPTEMBER	-	114,783	110,512	3.86%
OCTOBER	-	114,783	110,512	3.86%
NOVEMBER	-	114,783	110,512	3.86%
DECEMBER	-	118,110	114,783	2.90%
JANUARY	-	118,110	114,783	2.90%
FEBRUARY	-	118,110	114,783	2.90%
MARCH	-	118,110	114,783	2.90%
APRIL	-	118,110	114,783	2.90%
MAY	-	118,110	114,783	2.90%
JUNE	-	118,110	114,783	2.90%
TOTALS	\$ -	\$ 1,400,685	\$ 1,356,041	3.29%

NOTE:

- a - Effective December 2018, greater of minimum annual guarantee of \$1,377,400 or percentage of gross receipts (17% of News/Sundries; 26% of Gifts; and 12% of Specialty Retail).
- b - Effective December 2019, greater of minimum annual guarantee of \$1,417,321 or percentage of gross receipts (17% of News/Sundries; 26% of Gifts; and 12% of Specialty Retail).
- c - Due to the COVID-19 pandemic, beginning March 1, 2020 to June 30, 2020, minimum monthly fee is deferred. Lessee is required to continue payment of percentage rent during the deferral period. All deferred rent shall be paid by June 30, 2021.
- d - Due to the COVID-19 pandemic, specialty operations closed temporarily effective April 2020.

XPRESSPA JOHN WAYNE AIRPORT, LLC
LEASE AGREEMENT- SPECIALTY
RETAIL CONCESSION

LEASE TERMINATED 05/31/2020

	BROOKSTONE SALES GROSS RECEIPTS	XPRESSPA SERVICE SALES GROSS RECEIPTS	XPRESSPA RETAIL SALES GROSS RECEIPTS	TOTAL MONTHLY GROSS RECEIPTS	MINIMUM RENT OR % GROSS (b)
JULY	\$ 29,953	\$ 47,467	\$ 5,529	\$ 82,949	\$ 13,015
AUGUST	38,342	53,567	5,452	97,361	13,015
SEPTEMBER	33,452	48,642	4,427	86,521	13,015
OCTOBER	34,684	44,884	10,462	90,030	13,015
NOVEMBER	37,338	44,779	4,064	86,181	13,015
DECEMBER	44,752	37,625	4,387	86,764	13,015
JANUARY	41,669	40,925	3,962	86,556	13,015
FEBRUARY	43,474	38,334	3,493	85,301	13,015
MARCH	14,830	11,349	915	27,094	13,015
APRIL	-	-	-	-	13,015
MAY	-	-	-	-	13,015
JUNE	-	-	-	-	-
TOTALS	\$ 318,494	\$ 367,572	\$ 42,691	\$ 728,757	\$ 143,165

	LATE / PENALTY FEES	19-20 MONTHLY REVENUE	18-19 MONTHLY REVENUE	% CHANGE
JULY	\$ -	\$ 13,015	\$ 12,553	3.68%
AUGUST	-	13,015	12,553	3.68%
SEPTEMBER	-	13,015	12,553	3.68%
OCTOBER	-	13,015	12,553	3.68%
NOVEMBER	-	13,015	13,015	0.00%
DECEMBER	-	13,015	13,015	0.00%
JANUARY	-	13,015	13,015	0.00%
FEBRUARY	5,000	18,015	13,015	38.42%
MARCH	-	13,015	13,015	0.00%
APRIL	-	13,015	13,015	0.00%
MAY	-	13,015	13,015	0.00%
JUNE	1,176	1,176	13,015	-90.96%
TOTALS	\$ 6,176	\$ 149,341	\$ 154,332	-3.23%

NOTE:

a - Lease effective November 1, 2013 and terminated May 31, 2020.

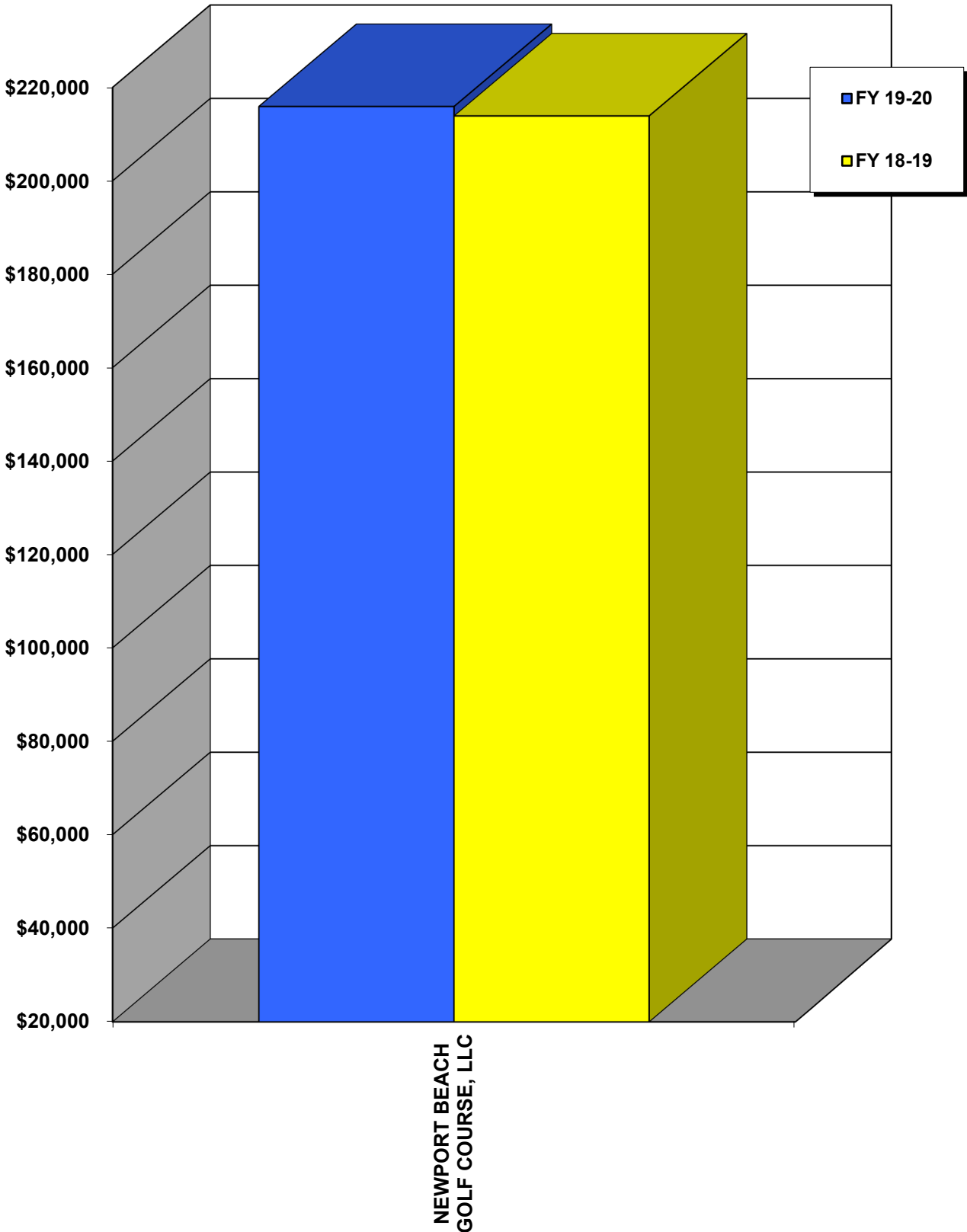
b - Effective November 2018, greater of minimum annual guarantee of \$156,186 or percentage of gross receipts (12% of Brookstone sales, 12% of XpresSpa service sales and 15% of XpresSpa retail sales).

GOLF COURSE

GOLF COURSE



NEWPORT BEACH GOLF COURSE



NEWPORT BEACH GOLF COURSE, LLC

GOLF COURSE LEASE

LEASE EXPIRES 11/30/2020

	RESTAURANT GR. RECEIPTS (SALES)	PRO SHOP GR. RECEIPTS (SALES)	GOLF LESSONS GR. RECEIPTS (SALES)	GOLF REVENUE GR. RECEIPTS	SPECIAL EVENTS GR. RECEIPTS (SALES)	RESTAURANT GR. RECEIPTS (RENT)	PRO SHOP GR. RECEIPTS (RENT)
JULY	\$ 22,737	\$ 127,879	\$ -	\$ 159,999	\$ -	\$ -	\$ 4,500
AUGUST	23,066	120,357	-	161,032	-	-	4,500
SEPTEMBER	16,827	111,113	-	157,051	-	-	4,500
OCTOBER	17,638	113,977	-	135,046	-	-	4,500
NOVEMBER	12,193	97,999	-	122,789	-	-	4,500
DECEMBER	10,473	111,498	-	111,614	-	-	4,500
JANUARY	11,852	121,122	-	125,085	-	-	4,500
FEBRUARY	14,914	126,706	-	118,701	-	-	4,500
MARCH	11,894	63,935	-	131,091	-	-	4,500
APRIL	5,389	21,918	-	90,261	-	-	4,500
MAY	32,162	137,988	-	181,045	-	-	4,500
JUNE	29,617	184,036	-	236,676	-	-	4,500
TOTALS	\$ 208,762	\$ 1,338,528	\$ -	\$ 1,730,390	\$ -	\$ -	\$ 54,000

	TOTAL MONTHLY GROSS RECEIPTS	RESTAURANT (SALES) (3.5% GROSS)	PRO SHOP (SALES) (2.5% GROSS)	GOLF LESSONS (SALES) (7.5% GROSS)	GOLF REVENUE (10% GROSS)	SPECIAL EVENTS (7.5% GROSS)	RESTAURANT (RENT) (3.5% GROSS)	PRO SHOP (RENT) (2.5% GROSS)
JULY	\$ 315,115	\$ 796	\$ 3,197	\$ -	\$ 16,000	\$ -	\$ -	\$ 113
AUGUST	308,955	807	3,009	-	16,103	-	-	113
SEPTEMBER	289,491	589	2,778	-	15,705	-	-	113
OCTOBER	271,161	617	2,849	-	13,505	-	-	113
NOVEMBER	237,481	427	2,450	-	12,279	-	-	113
DECEMBER	238,085	367	2,787	-	11,161	-	-	113
JANUARY	262,559	415	3,028	-	12,509	-	-	113
FEBRUARY	264,821	522	3,168	-	11,870	-	-	113
MARCH	211,420	416	1,598	-	13,109	-	-	113
APRIL	122,068	189	548	-	9,026	-	-	113
MAY	355,695	1,126	3,450	-	18,105	-	-	113
JUNE	454,829	1,037	4,601	-	23,668	-	-	113
TOTALS	\$ 3,331,680	\$ 7,308	\$ 33,463	\$ -	\$ 173,040	\$ -	\$ -	\$ 1,356


	MINIMUM RENT OR % GROSS (a),(b)	LATE / PENALTY FEES	19-20 MONTHLY REVENUE	18-19 MONTHLY REVENUE	% CHANGE
JULY	\$ 20,064	\$ -	\$ 20,064	\$ 19,317	3.87%
AUGUST	20,064	-	20,064	19,317	3.87%
SEPTEMBER	20,064	-	20,064	19,317	3.87%
OCTOBER	20,064	-	20,064	19,317	3.87%
NOVEMBER	15,343	-	15,343	14,772	3.87%
DECEMBER	15,798	-	15,798	15,343	2.97%
JANUARY	15,798	-	15,798	15,343	2.97%
FEBRUARY	15,798	-	15,798	15,343	2.97%
MARCH	15,798	-	15,798	15,343	2.97%
APRIL	15,798	-	15,798	15,343	2.97%
MAY	20,660	-	20,660	20,064	2.97%
JUNE	20,660	-	20,660	25,064	-17.57%
TOTALS	\$ 215,909	\$ -	\$ 215,909	\$ 213,883	0.95%

NOTE:

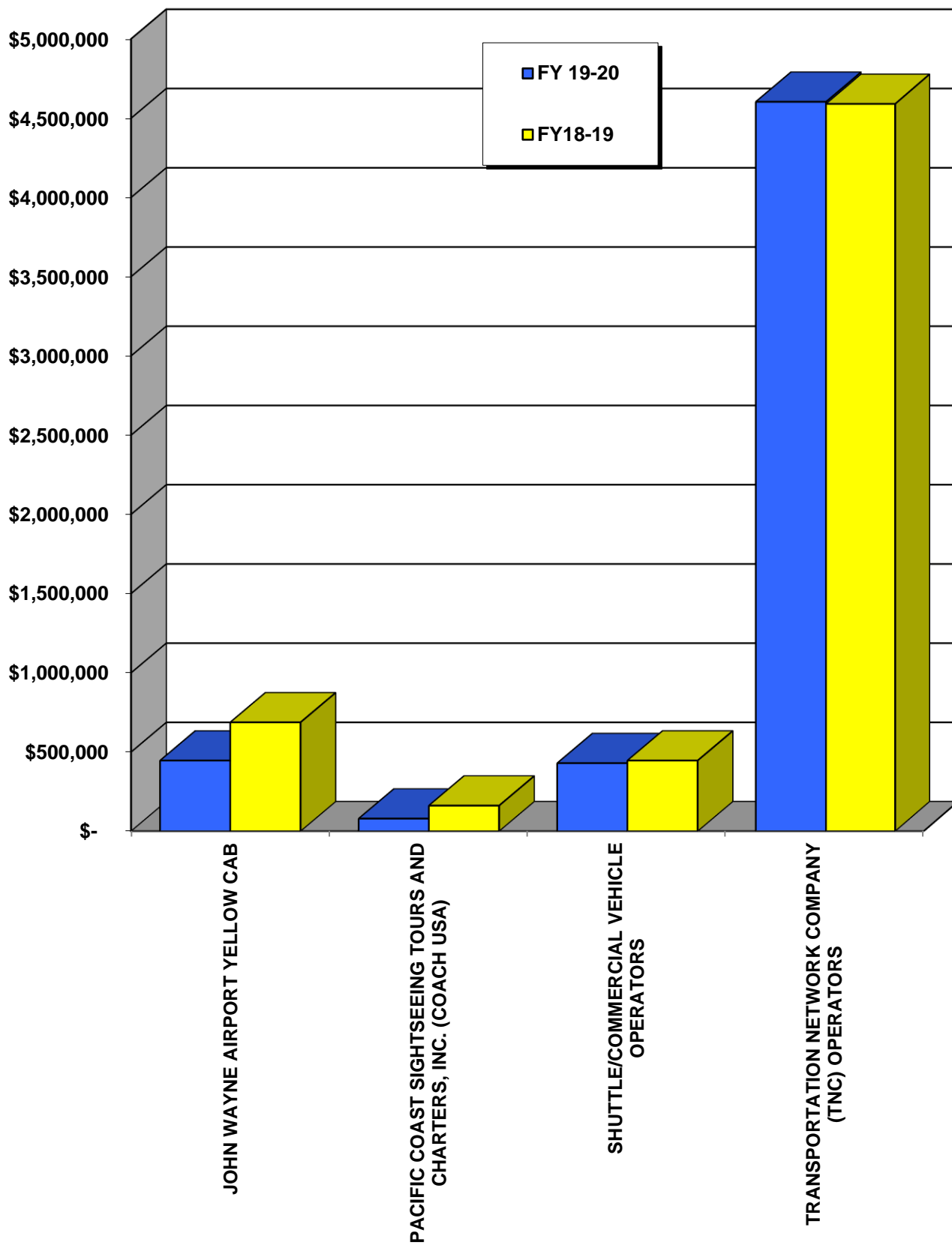
a - Effective December 2018, the greater of minimum annual guarantee of \$212,444 (payable in monthly installments of \$15,343 for December 2018-April 2019, \$20,064 from May 2019-October 2019 and \$15,343 for November 2019) or percentage of gross receipts.

b - Effective December 2019, the greater of minimum annual guarantee of \$218,748 (payable in monthly installments of \$15,798 for December 2019-April 2020, \$20,660 from May 2020-October 2020 and \$15,798 for November 2020) or percentage of gross receipts.

GROUND TRANSPORTATION



GROUND TRANSPORTATION SUMMARY



GROUND TRANSPORTATION SUMMARY FOR FY 2019-2020

LESSEE/LICENSEE	LATE / PENALTY		19-20 TOTAL	18-19 TOTAL	% CHANGE
	REVENUE	FEES	REVENUE	REVENUE	
JOHN WAYNE AIRPORT YELLOW CAB	(a) \$ 442,148	\$ 3,871	\$ 446,019	\$ 687,243	-35.10%
PACIFIC COAST SIGHTSEEING TOURS AND CHARTERS, INC. (COACH USA)	79,566	-	79,566	161,550	-50.75%
SHUTTLE/COMMERCIAL VEHICLE OPERATORS	426,402	3,253	429,655	446,023	-3.67%
TRANSPORTATION NETWORK COMPANY (TNC) OPERATORS	4,595,241	7,884	4,603,125	4,589,746	0.29%
TOTALS	\$ 5,543,357	\$ 15,008	\$ 5,558,365	\$ 5,884,562	-5.54%

NOTE:

a - The Second Amendment to Agreement includes an abatement of late fees to decrease revenue reported in the 2018-2019 Revenue Report.

**JOHN WAYNE AIRPORT YELLOW CAB
OPERATING AGREEMENT - TAXICAB**

OPERATING AGREEMENT EXPIRES 12/31/2020

	MONTHLY USE FEE (b)	TOTAL NUMBER OF TRIPS	REVENUE / TRIP FEES (c)	LATE / PENALTY FEES	19-20 MONTHLY REVENUE	18-19 MONTHLY REVENUE (d)	% CHANGE
JULY	\$ 22,033	12,896	\$ 29,116	\$ -	\$ 51,149	\$ 59,971	-14.71%
AUGUST	22,033	13,624	30,754	-	52,787	60,053	-12.10%
SEPTEMBER	22,033	13,527	30,536	-	52,569	58,667	-10.39%
OCTOBER	22,033	15,309	34,545	-	56,578	62,908	-10.06%
NOVEMBER	22,033	12,245	27,651	-	49,684	55,861	-11.06%
DECEMBER	15,885	10,955	24,749	1,049	41,683	50,630	-17.67%
JANUARY	14,500	9,304	21,034	-	35,534	56,081	-36.64%
FEBRUARY	14,500	11,043	24,947	515	39,962	56,250	-28.96%
MARCH	14,500	4,227	9,611	-	24,111	58,561	-58.83%
APRIL	14,500	571	1,385	1,624	17,509	56,164	-68.83%
MAY	14,500	1,249	2,910	562	17,972	57,915	-68.97%
JUNE	-	2,120	6,360	121	6,481	54,182	-88.04%
TOTALS	\$ 198,550	107,070	\$ 243,598	\$ 3,871	\$ 446,019	\$ 687,243	-35.10%

NOTE:

- a - Operating Agreement effective January 1, 2017. Second Amendment to Agreement effective June 1, 2020.
- b - Monthly use fee is \$5.94 per square foot per year through December 9, 2019. Effective December 10, 2019, the taxi hold lot square footage reduced from 44,512 to 26,769. Effective January 1, 2020, monthly use fee is \$6.50 per square foot. Effective June 1, 2020, use fee is eliminated.
- c - Trip fees based on \$2.25 per trip and includes share of lot and planter maintenance at the rate of \$100 per month through May 2020. Effective June 1, 2020, trip fees based on \$3.00 per trip and includes pick up and drop off.
- d - The Second Amendment to Agreement includes an abatement of late fees to decrease revenue reported in the 2018-2019 Revenue Report.

PACIFIC COAST SIGHTSEEING TOURS AND CHARTERS, INC.
dba COACH USA

LICENSE AGREEMENT - PASSENGER STAGE COACH

LICENSE TERMINATED 01/07/2020

	TOTAL NUMBER OF PASSENGERS	TOTAL NUMBER OF TRIPS	TOTAL PASSENGER GROSS RECEIPTS	MINIMUM RENT OR 20% GROSS (b)
JULY	3,799	496	\$ 52,931	\$ 10,586
AUGUST	3,913	496	51,065	10,213
SEPTEMBER	5,159	480	73,118	14,624
OCTOBER	6,752	496	84,837	16,967
NOVEMBER	5,639	480	69,672	13,934
DECEMBER	4,659	496	59,029	11,806
JANUARY	641	112	7,182	1,436
FEBRUARY	-	-	-	-
MARCH	-	-	-	-
APRIL	-	-	-	-
MAY	-	-	-	-
JUNE	-	-	-	-
TOTALS	30,562	3,056	\$ 397,834	\$ 79,566

	LATE / PENALTY FEES	19-20 MONTHLY REVENUE	18-19 MONTHLY REVENUE	% CHANGE
JULY	\$ -	\$ 10,586	\$ 11,624	-8.93%
AUGUST	-	10,213	12,678	-19.44%
SEPTEMBER	-	14,624	13,948	4.85%
OCTOBER	-	16,967	18,428	-7.93%
NOVEMBER	-	13,934	13,081	6.52%
DECEMBER	-	11,806	13,094	-9.84%
JANUARY	-	1,436	14,888	-90.35%
FEBRUARY	-	-	12,040	-100.00%
MARCH	-	-	14,381	-100.00%
APRIL	-	-	13,619	-100.00%
MAY	-	-	13,373	-100.00%
JUNE	-	-	10,396	-100.00%
TOTALS	\$ -	\$ 79,566	\$ 161,550	-50.75%

NOTE:

a - License terminated January 7, 2020.

b - Greater of monthly minimum of \$1,290 or 20% of gross receipts through October 2019.

Effective November 2019, greater of monthly minimum of \$1,330 or 20% of gross receipts.

**GROUND TRANSPORTATION
SHUTTLE/COMMERCIAL VEHICLE OPERATORS**

	TOTAL NUMBER OF TRIPS (a)	REVENUE TO COUNTY TRIP FEES (b)	LATE / PENALTY FEES	19-20 MONTHLY REVENUE	18-19 MONTHLY REVENUE	% CHANGE
JULY	18,651	\$ 55,953	\$ 169	\$ 56,122	\$ 29,327	91.37%
AUGUST	18,440	55,320	427	55,747	30,075	85.36%
SEPTEMBER	17,554	52,662	525	53,187	29,171	82.33%
OCTOBER	17,929	53,787	266	54,053	31,245	73.00%
NOVEMBER	14,283	42,849	128	42,977	27,964	53.69%
DECEMBER	14,090	42,270	407	42,677	26,864	58.86%
JANUARY	14,204	42,612	202	42,814	26,283	62.90%
FEBRUARY	15,378	46,134	279	46,413	26,402	75.79%
MARCH	7,848	23,544	486	24,030	45,841	-47.58%
APRIL	1,123	3,369	45	3,414	51,674	-93.39%
MAY	1,063	3,189	142	3,331	59,430	-94.40%
JUNE	1,571	4,713	177	4,890	61,747	-92.08%
TOTALS	142,134	\$ 426,402	\$ 3,253	\$ 429,655	\$ 446,023	-3.67%

NOTE:

a - Effective September 1, 2018, drop-off trips were added at \$2.25 per trip.

b - Effective March 1, 2019, pick-up and drop-off trip fees increased from \$2.25 to \$3.00.

**GROUND TRANSPORTATION
TRANSPORTATION NETWORK COMPANY (TNC) OPERATORS
GROUND TRANSPORTATION OPERATING PERMITS**

	NUMBER OF TRIPS LYFT, INC. (a)	NUMBER OF TRIPS UBER (a)	NUMBER OF TRIPS WINGZ (a)	TNC TOTAL NUMBER OF TRIPS
JULY	56,307	111,985	38	168,330
AUGUST	63,066	122,267	47	185,380
SEPTEMBER	59,879	123,691	40	183,610
OCTOBER	64,078	131,804	38	195,920
NOVEMBER	58,873	114,059	38	172,970
DECEMBER	59,103	113,469	48	172,620
JANUARY	59,624	114,185	50	173,859
FEBRUARY	60,674	111,015	53	171,742
MARCH	24,619	43,966	22	68,607
APRIL	1,770	3,034	-	4,804
MAY	4,019	7,219	1	11,239
JUNE	8,557	14,107	2	22,666
TOTALS	520,569	1,010,801	377	1,531,747

	REVENUE TO COUNTY TRIP FEES (b)	LATE / PENALTY FEES	19-20 MONTHLY REVENUE	18-19 MONTHLY REVENUE	% CHANGE
JULY	\$ 504,990	\$ -	\$ 504,990	\$ 165,821	204.54%
AUGUST	556,140	-	556,140	177,320	213.64%
SEPTEMBER	550,830	-	550,830	351,434	56.74%
OCTOBER	587,760	2,788	590,548	382,376	54.44%
NOVEMBER	518,910	-	518,910	351,689	47.55%
DECEMBER	517,860	-	517,860	325,820	58.94%
JANUARY	521,577	-	521,577	345,773	50.84%
FEBRUARY	515,226	-	515,226	351,137	46.73%
MARCH	205,821	-	205,821	550,434	-62.61%
APRIL	14,412	5,096	19,508	511,662	-96.19%
MAY	33,717	-	33,717	556,722	-93.94%
JUNE	67,998	-	67,998	519,558	-86.91%
TOTALS	\$ 4,595,241	\$ 7,884	\$ 4,603,125	\$ 4,589,746	0.29%

NOTE:

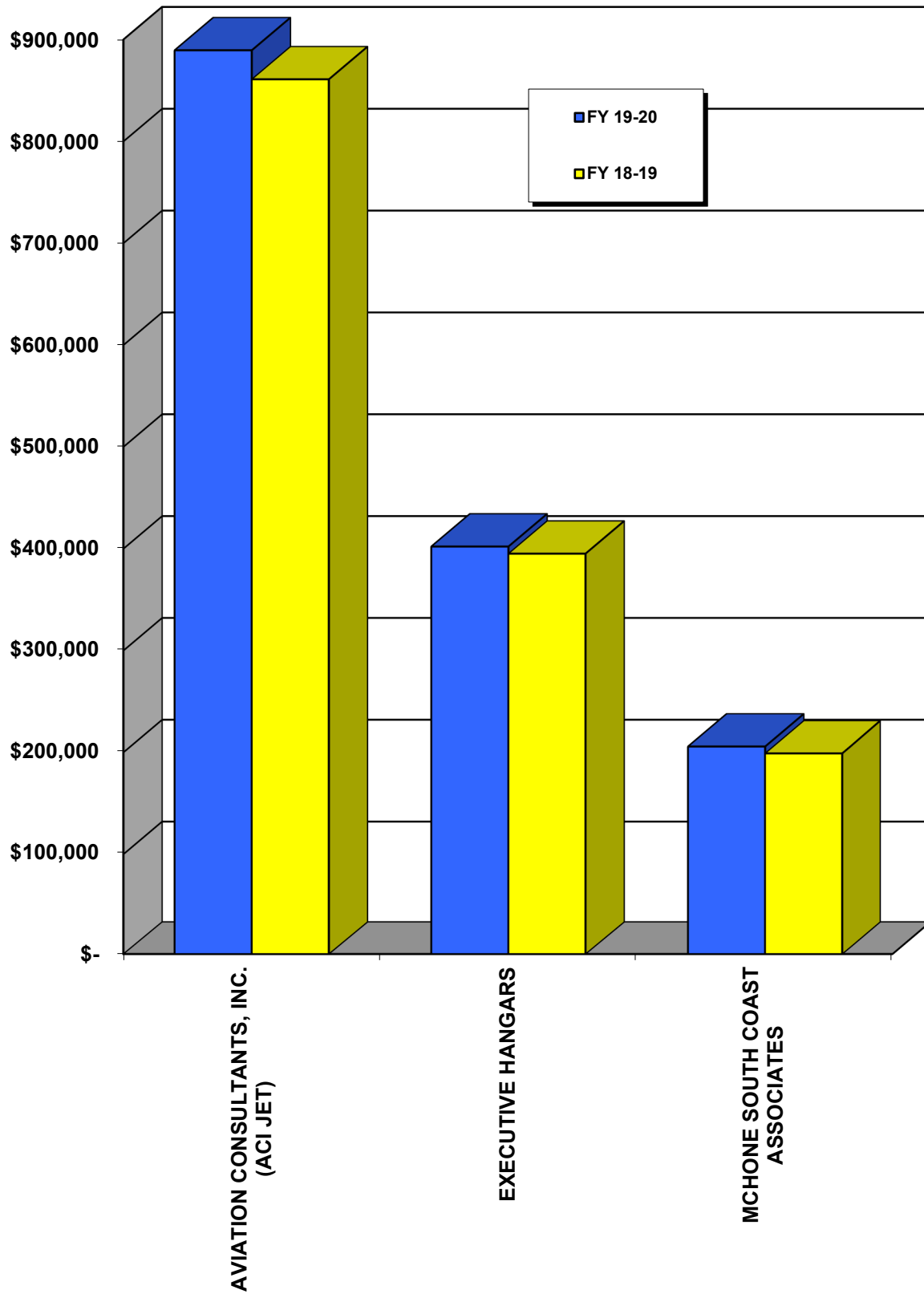
a - Effective September 1, 2018, drop-off trips were added at \$2.25 per trip.

b - Effective March 1, 2019, pick-up and drop-off trip fees increased from \$2.25 to \$3.00.

HANGARS



HANGARS SUMMARY



HANGARS SUMMARY FOR FY 2019-2020

LESSEE				LATE /	19-20	18-19	% CHANGE
	HANGAR REVENUE	TIEDOWN REVENUE	PENALTY FEES	TOTAL REVENUE	TOTAL REVENUE		
AVIATION CONSULTANTS, INC. (ACI JET)	\$ 888,237	\$ -	\$ 1,202	\$ 889,439	\$ 860,931		3.31%
EXECUTIVE HANGARS	401,499	-	620	402,119	395,123		1.77%
MCHONE SOUTH COAST ASSOCIATES	198,979	6,720	-	205,699	198,945		3.39%
TOTALS	\$ 1,488,715	\$ 6,720	\$ 1,822	\$ 1,497,257	\$ 1,454,999		2.90%

AVIATION CONSULTANTS, INC.
dba ACI JET
HANGAR LEASE
MONTH TO MONTH

	HANGAR MONTHLY RENT (b)	LATE / PENALTY FEES	19-20 MONTHLY REVENUE	18-19 MONTHLY REVENUE	% CHANGE
JULY	\$ 73,476	\$ -	\$ 73,476	\$ 71,167	3.24%
AUGUST	73,476	-	73,476	71,167	3.24%
SEPTEMBER	73,476	-	73,476	71,167	3.24%
OCTOBER	73,476	-	73,476	71,167	3.24%
NOVEMBER	73,476	-	73,476	71,167	3.24%
DECEMBER	73,476	1,202	74,678	71,167	4.93%
JANUARY	73,476	-	73,476	71,167	3.24%
FEBRUARY	73,476	-	73,476	71,167	3.24%
MARCH	73,476	-	73,476	71,167	3.24%
APRIL	75,651	-	75,651	73,476	2.96%
MAY	75,651	-	75,651	73,476	2.96%
JUNE	75,651	-	75,651	73,476	2.96%
TOTALS	\$ 888,237	\$ 1,202	\$ 889,439	\$ 860,931	3.31%

NOTE:

a - Lease effective April 1, 2017 and expired December 31, 2018.

b - Effective April 2020, monthly rent increased from \$73,476 to \$75,651.

EXECUTIVE HANGARS
HANGAR LEASE
MONTH TO MONTH

	HANGAR MONTHLY GROSS RECEIPTS	MINIMUM RENT OR 45% GROSS (a)	LATE / PENALTY FEES	19-20 MONTHLY REVENUE	18-19 MONTHLY REVENUE	% CHANGE
JULY	\$ 72,783	\$ 32,752	\$ -	\$ 32,752	\$ 31,503	3.96%
AUGUST	72,549	32,647	-	32,647	31,503	3.63%
SEPTEMBER	72,549	32,647	-	32,647	31,503	3.63%
OCTOBER	73,053	32,874	-	32,874	31,503	4.35%
NOVEMBER	73,269	32,971	-	32,971	31,503	4.66%
DECEMBER	75,430	33,944	-	33,944	33,944	0.00%
JANUARY	75,430	33,944	-	33,944	33,944	0.00%
FEBRUARY	75,430	33,944	-	33,944	33,944	0.00%
MARCH	75,430	33,944	-	33,944	33,944	0.00%
APRIL	75,430	33,944	-	33,944	33,944	0.00%
MAY	75,430	33,944	-	33,944	33,944	0.00%
JUNE	75,430	33,944	620	34,564	33,944	1.83%
TOTALS	\$ 892,213	\$ 401,499	\$ 620	\$ 402,119	\$ 395,123	1.77%

NOTE:

a - Effective December 2018, greater of annual minimum guarantee of \$392,657 or 45% of gross receipts.
Effective December 2019, greater of annual minimum guarantee of \$404,310 or 45% of gross receipts.

PM 1121-152.02
PM 1121-0223 (a)

MCHONE SOUTH COAST ASSOCIATES
HANGAR AND TIEDOWN LEASES
UPON WRITTEN NOTICE

	HANGAR MONTHLY GROSS RECEIPTS	MINIMUM RENT OR 30% GROSS (b)	TIEDOWN MONTHLY RENT (c)	LATE / PENALTY FEES	19-20 MONTHLY REVENUE	18-19 MONTHLY REVENUE	% CHANGE
JULY	\$ 54,360	\$ 16,060	\$ 560	\$ -	\$ 16,620	\$ 16,125	3.07%
AUGUST	54,360	16,629	560	-	17,189	16,620	3.42%
SEPTEMBER	52,160	16,629	560	-	17,189	16,620	3.42%
OCTOBER	49,380	16,629	560	-	17,189	16,620	3.42%
NOVEMBER	47,543	16,629	560	-	17,189	16,620	3.42%
DECEMBER	46,005	16,629	560	-	17,189	16,620	3.42%
JANUARY	39,525	16,629	560	-	17,189	16,620	3.42%
FEBRUARY	38,110	16,629	560	-	17,189	16,620	3.42%
MARCH	44,050	16,629	560	-	17,189	16,620	3.42%
APRIL	42,502	16,629	560	-	17,189	16,620	3.42%
MAY	50,900	16,629	560	-	17,189	16,620	3.42%
JUNE	50,100	16,629	560	-	17,189	16,620	3.42%
TOTALS	\$ 568,995	\$ 198,979	\$ 6,720	\$ -	\$ 205,699	\$ 198,945	3.39%

NOTE:

a - Tiedown lease effective February 9, 2018.

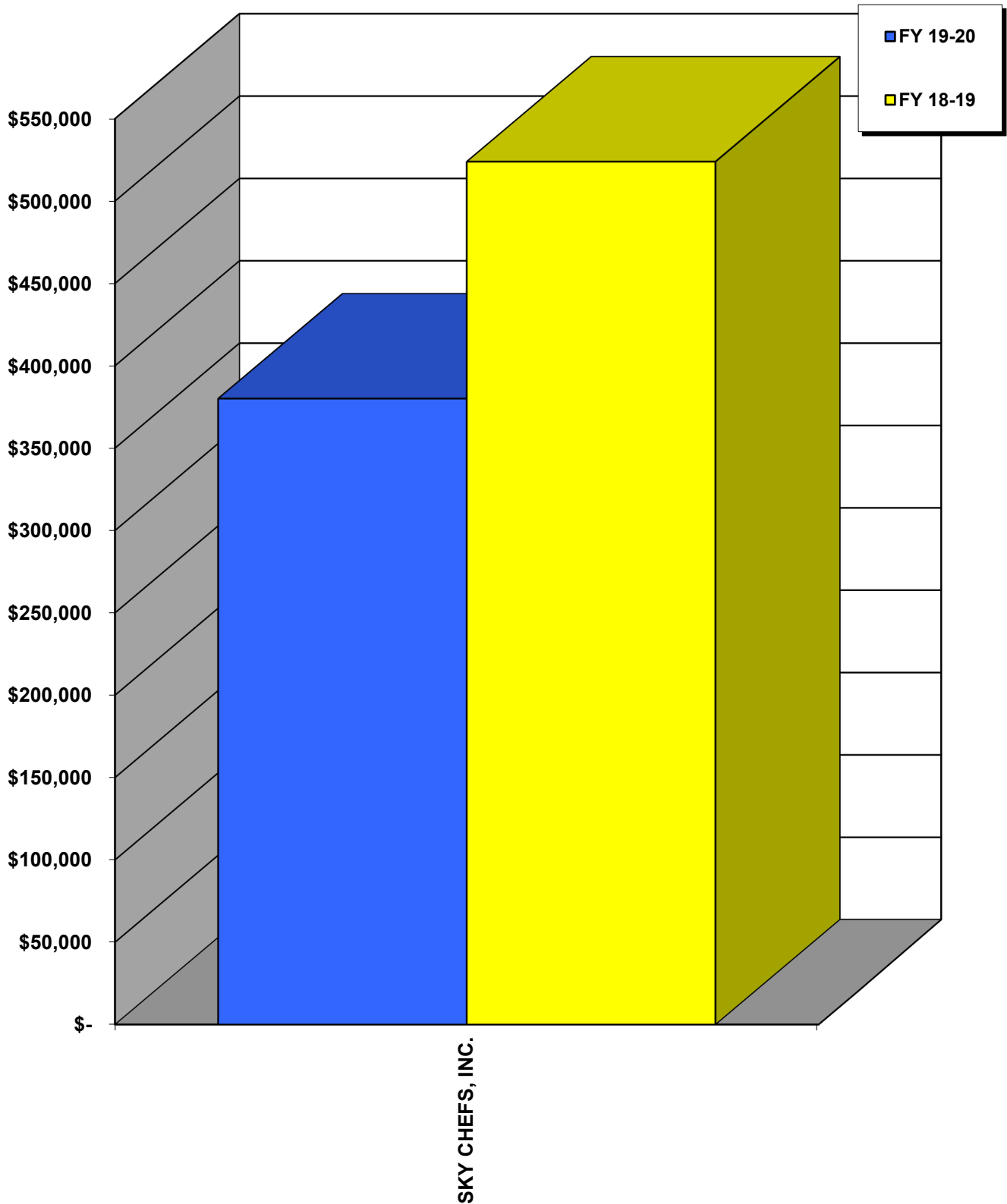
b - Effective August 2018, greater of annual minimum guarantee of \$192,720 or 30% of gross receipts.
Effective August 2019, greater of annual minimum guarantee of \$199,550 or 30% of gross receipts.

c - Effective February 9, 2018, monthly tiedown rent is \$560.

IN-FLIGHT FOOD SERVICE



IN-FLIGHT FOOD SERVICE SUMMARY



SKY CHEFS, INC.
IN-FLIGHT FOOD SERVICE
 UPON WRITTEN NOTICE

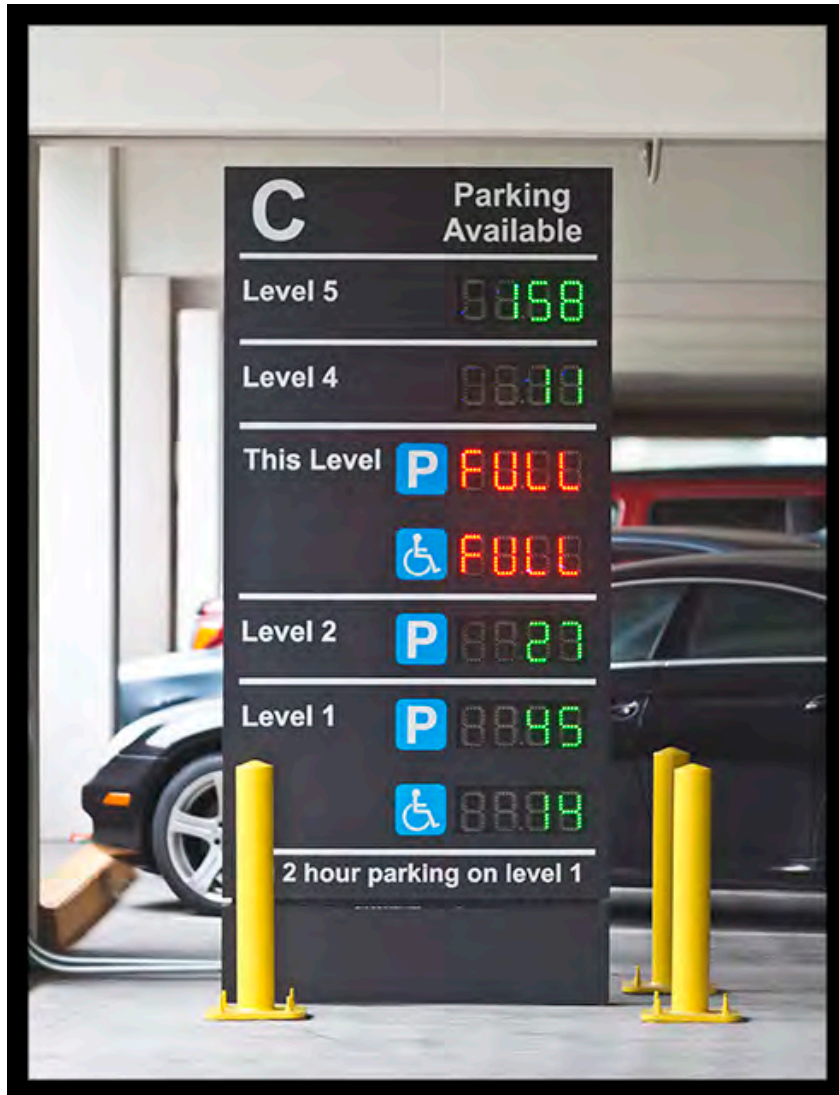
	MONTHLY GROSS RECEIPTS	MINIMUM RENT OR 6% GROSS (a)	LATE / PENALTY FEES
JULY	\$ 747,051	\$ 44,823	\$ -
AUGUST	738,630	44,318	-
SEPTEMBER	724,232	43,454	-
OCTOBER	727,060	43,624	-
NOVEMBER	712,903	42,774	-
DECEMBER	640,052	38,403	-
JANUARY	721,539	43,292	-
FEBRUARY	680,112	40,807	-
MARCH	525,439	31,526	-
APRIL	61,399	3,684	-
MAY	16,902	1,014	-
JUNE	38,085	2,285	-
TOTALS	\$ 6,333,404	\$ 380,004	\$ -

	19-20 MONTHLY REVENUE	18-19 MONTHLY REVENUE	% CHANGE
JULY	\$ 44,823	\$ 41,542	7.90%
AUGUST	44,318	43,091	2.85%
SEPTEMBER	43,454	40,343	7.71%
OCTOBER	43,624	44,651	-2.30%
NOVEMBER	42,774	42,721	0.12%
DECEMBER	38,403	44,726	-14.14%
JANUARY	43,292	42,407	2.09%
FEBRUARY	40,807	40,840	-0.08%
MARCH	31,526	45,527	-30.75%
APRIL	3,684	43,592	-91.55%
MAY	1,014	45,946	-97.79%
JUNE	2,285	48,480	-95.29%
TOTALS	\$ 380,004	\$ 523,866	-27.46%

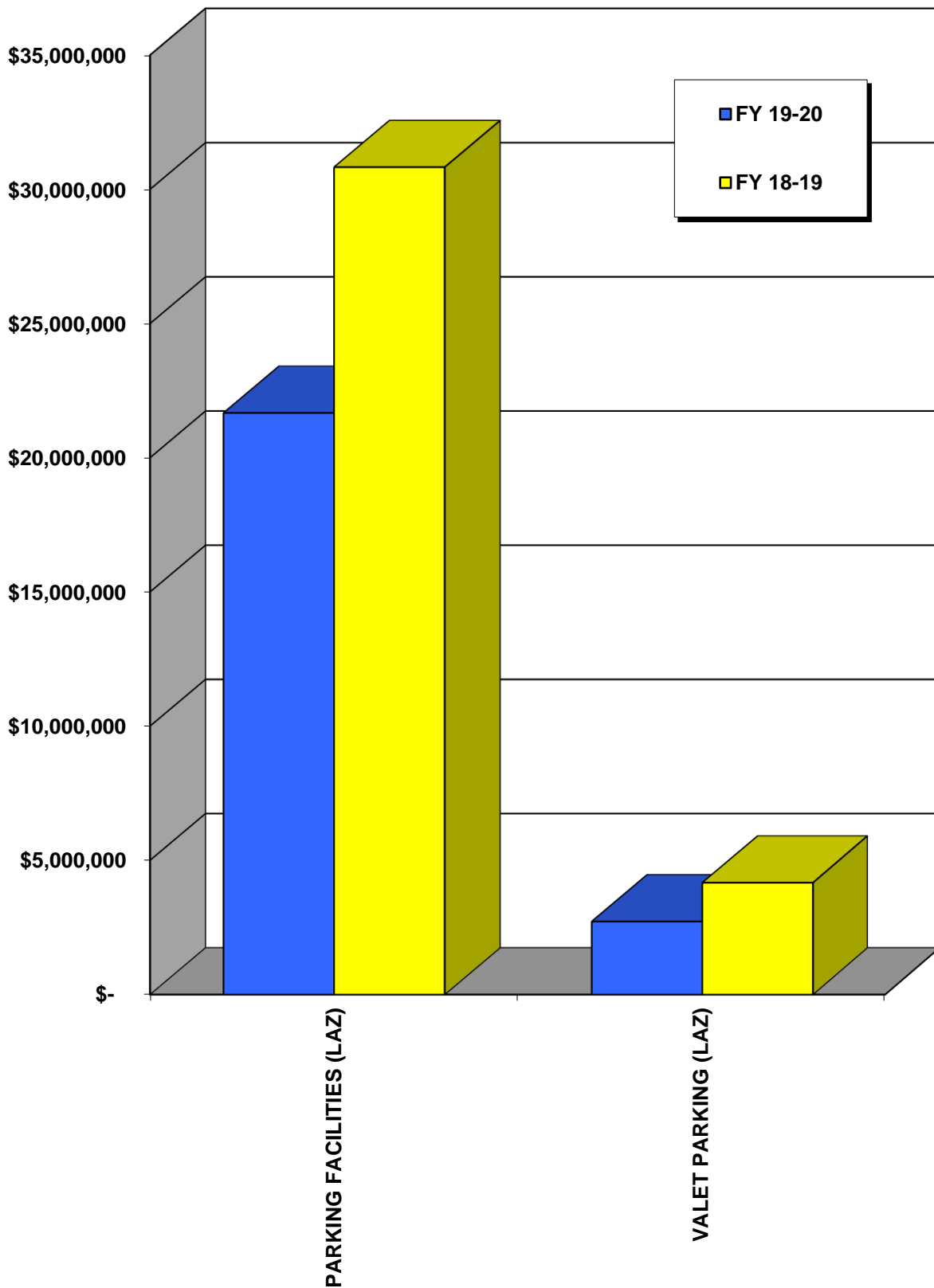
NOTE:

a - Greater of monthly minimum of \$125 or 6% of monthly in-flight food service gross receipts.

PARKING



PARKING SUMMARY



PARKING SUMMARY FOR FY 2019-2020

REVENUE TYPE	LATE /		19-20	18-19	% CHANGE
	REVENUE	PENALTY FEES	TOTAL REVENUE	TOTAL REVENUE	
PARKING FACILITIES (LAZ)	\$ 21,665,657	\$ -	\$ 21,665,657	\$ 30,823,394	-29.71%
VALET PARKING (LAZ)	2,720,548	-	2,720,548	4,163,565	-34.66%
TOTALS	\$ 24,386,205	\$ -	\$ 24,386,205	\$ 34,986,959	-30.30%

OPERATING AGREEMENT - PARKING FACILITIES
LAZ PARKING CALIFORNIA, LLC
MONTH TO MONTH

OFF AIRPORT (b)		TERMINAL (c)			
MAIN STREET		NORTHWEST	NORTHEAST	SOUTHEAST	STRUCTURE C
GROSS		GARAGE	GARAGE	GARAGE	STRUCTURE C
RECEIPTS (e)		GROSS	GROSS	GROSS	GROSS
		RECEIPTS	RECEIPTS	RECEIPTS	RECEIPTS
JULY	\$ 190,799	\$ 538,884	\$ 404,546	\$ 678,844	\$ 438,752
AUGUST	171,754	578,263	443,845	691,746	480,736
SEPTEMBER	184,343	595,340	467,783	716,692	540,218
OCTOBER	172,880	653,613	498,945	739,307	592,613
NOVEMBER	154,459	530,462	410,993	631,113	482,641
DECEMBER	165,273	514,038	399,168	624,892	436,368
JANUARY	133,384	544,274	391,277	637,739	468,831
FEBRUARY	121,270	527,254	386,032	627,309	470,403
MARCH	70,285	238,412	186,155	300,197	207,199
APRIL	1,822	15,891	19,987	29,520	14,972
MAY	176	47,447	40,883	98,969	40,338
JUNE	2	100,046	71,118	234,439	106,530
TOTALS	\$ 1,366,447	\$ 4,883,924	\$ 3,720,732	\$ 6,010,767	\$ 4,279,601

EMPLOYEE		PARKING			
PARKING		INVOICE / ADJ	19-20	18-19	
GROSS		GROSS	MONTHLY	MONTHLY	
RECEIPTS (d)		RECEIPTS	REVENUE	REVENUE	% CHANGE
JULY	\$ 164,654	\$ 938	\$ 2,417,417	\$ 2,544,301	-4.99%
AUGUST	162,450	51,951	2,580,745	2,890,503	-10.72%
SEPTEMBER	120,850	480	2,625,706	2,665,195	-1.48%
OCTOBER	127,400	1,383	2,786,141	2,845,010	-2.07%
NOVEMBER	74,375	1,651	2,285,694	2,468,100	-7.39%
DECEMBER	73,625	693	2,214,057	2,169,818	2.04%
JANUARY	187,125	520	2,363,150	2,275,547	3.85%
FEBRUARY	81,125	817	2,214,210	2,330,246	-4.98%
MARCH	146,150	933	1,149,331	2,585,620	-55.55%
APRIL	55,550	2,384	140,126	2,486,742	-94.37%
MAY	47,650	84	275,547	2,973,122	-90.73%
JUNE	99,700	1,698	613,533	2,589,190	-76.30%
TOTALS	\$ 1,340,654	\$ 63,532	\$ 21,665,657	\$ 30,823,394	-29.71%

NOTE:

a - Operating Agreement effective May 1, 2017 and expired April 30, 2020.

b - Parking rate is \$2/hr. Maximum rate per day is \$14.

c - Parking rate is \$2/hr. Maximum rate per day is \$20.

d - Includes \$1,350 in Legislator parking. Employee and Legislator Parking revenue are presented on a cash basis.

e - Due to the COVID-19 pandemic, Main Street Parking closed temporarily effective March 23, 2020.

OPERATING AGREEMENT - VALET PARKING
LAZ PARKING CALIFORNIA, LLC
MONTH TO MONTH

	MONTHLY						
	MONTHLY		CAR WASH, DETAIL				
	PARKING		& ADDITIONAL		19-20	18-19	
	REVENUE (b),(d)		VALET SERVICES		MONTHLY	MONTHLY	
			REVENUE		REVENUE	REVENUE	% CHANGE
JULY	\$	280,939	\$	27,221	\$ 308,160	\$ 328,127	-6.09%
AUGUST		312,958		28,412	341,370	362,635	-5.86%
SEPTEMBER		329,299		28,440	357,739	365,498	-2.12%
OCTOBER		363,638		31,757	395,395	406,895	-2.83%
NOVEMBER		281,050		22,713	303,763	348,022	-12.72%
DECEMBER		264,778		13,488	278,266	276,243	0.73%
JANUARY		282,793		24,525	307,318	324,523	-5.30%
FEBRUARY		287,961		22,960	310,921	326,469	-4.76%
MARCH		106,720		8,706	115,426	348,498	-66.88%
APRIL		2,190		-	2,190	347,836	-99.37%
MAY		-		-	-	389,583	-100.00%
JUNE		-		-	-	339,236	-100.00%
TOTALS	\$	2,512,326	\$	208,222	\$ 2,720,548	\$ 4,163,565	-34.66%

NOTE:

a - Operating Agreement effective May 1, 2017 and expired April 30, 2020.

b - Rate per day at \$30 and \$10 per hour for subsequent 24 hour periods up to \$30 daily.

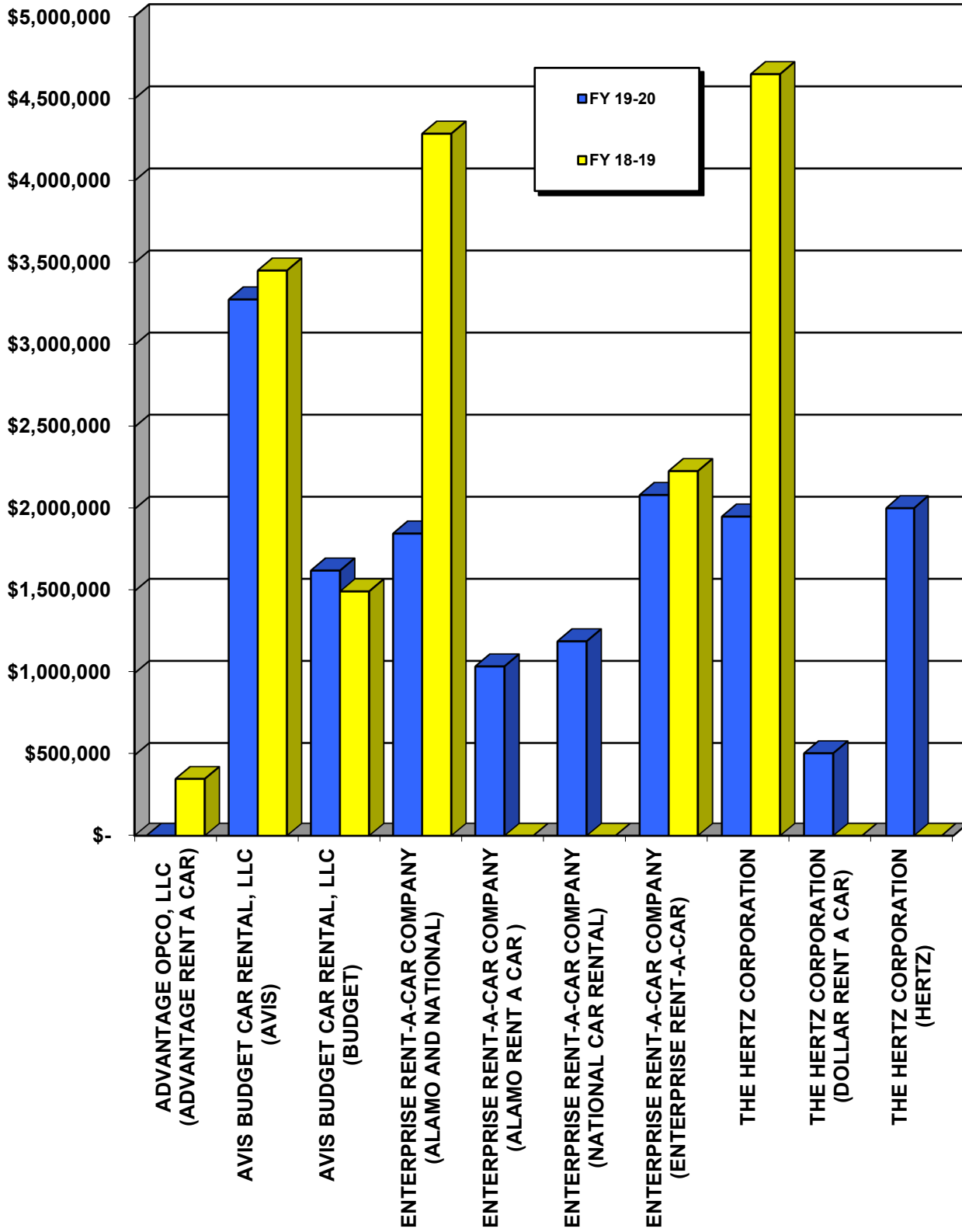
c - The operator fee is 32.5% of valet parking revenue collected and 92% of valet car wash, detail and additional valet services revenue collected.

d - Due to the COVID-19 pandemic, operations closed temporarily effective March 23, 2020.

RENTAL CAR CONCESSIONS



ON AIRPORT RENTAL CAR SUMMARY



**RENTAL CAR SUMMARY FOR FY 2019-2020
ON AIRPORT**

LESSEE	GROSS RECEIPTS	MINIMUM RENT OR 10% GROSS	READY CAR PARKING	COMMON AREA RENT	OVERFLOW PARKING
ADVANTAGE OPCO, LLC (ADVANTAGE RENT A CAR)	\$ -	\$ -	\$ -	\$ -	\$ -
AVIS BUDGET CAR RENTAL, LLC (AVIS)	17,377,386	2,612,880	371,741	100,807	168,300
AVIS BUDGET CAR RENTAL, LLC (BUDGET)	10,742,118	1,374,160	150,369	86,604	-
ENTERPRISE RENT-A-CAR COMPANY (ALAMO AND NATIONAL)	17,526,118	1,752,613	98,075	-	-
ENTERPRISE RENT-A-CAR COMPANY (ALAMO RENT A CAR)	5,314,925	812,077	114,730	103,593	-
ENTERPRISE RENT-A-CAR COMPANY (NATIONAL CAR RENTAL)	7,428,739	1,060,577	61,096	58,380	-
ENTERPRISE RENT-A-CAR COMPANY (ENTERPRISE RENT-A-CAR)	15,714,963	1,910,335	125,089	48,615	-
THE HERTZ CORPORATION	16,555,753	1,670,835	283,150	-	-
THE HERTZ CORPORATION (DOLLAR RENT A CAR)	2,628,919	390,054	60,711	58,016	-
THE HERTZ CORPORATION (HERTZ)	9,054,926	1,617,560	129,080	116,557	141,750
TOTALS	\$ 102,343,847	\$ 13,201,091	\$ 1,394,041	\$ 572,572	\$ 310,050

	LATE / PENALTY FEES	19-20 TOTAL REVENUE	18-19 TOTAL REVENUE	% CHANGE
ADVANTAGE OPCO, LLC (ADVANTAGE RENT A CAR)	\$ -	\$ -	\$ 352,655	-100.00%
AVIS BUDGET CAR RENTAL, LLC (AVIS)	22,920	3,276,648	3,452,596	-5.10%
AVIS BUDGET CAR RENTAL, LLC (BUDGET)	14,000	1,625,133	1,497,986	8.49%
ENTERPRISE RENT-A-CAR COMPANY (ALAMO AND NATIONAL)	(a) -	1,850,688	4,286,450	-56.82%
ENTERPRISE RENT-A-CAR COMPANY (ALAMO RENT A CAR)	10,640	1,041,040	-	N/A
ENTERPRISE RENT-A-CAR COMPANY (NATIONAL CAR RENTAL)	14,055	1,194,108	-	N/A
ENTERPRISE RENT-A-CAR COMPANY (ENTERPRISE RENT-A-CAR)	1,422	2,085,461	2,231,064	-6.53%
THE HERTZ CORPORATION	-	1,953,985	4,649,111	-57.97%
THE HERTZ CORPORATION (DOLLAR RENT A CAR)	2,744	511,525	-	N/A
THE HERTZ CORPORATION (HERTZ)	-	2,004,947	-	N/A
TOTALS	\$ 65,781	\$ 15,543,535	\$ 16,469,862	-5.62%

NOTE:

a - Includes auditor adjustments to increase revenue reported in the 2018-2019 Revenue Report.

ADVANTAGE OPCO, LLC
dba ADVANTAGE RENT A CAR
LEASE AGREEMENT - RENTAL CAR CONCESSION

LEASE TERMINATED 11/30/2018

	MONTHLY GROSS RECEIPTS	MINIMUM RENT OR 10% GROSS (a)	READY CAR PARKING (b)	LATE / PENALTY FEES
JULY	\$ -	\$ -	\$ -	\$ -
AUGUST	-	-	-	-
SEPTEMBER	-	-	-	-
OCTOBER	-	-	-	-
NOVEMBER	-	-	-	-
DECEMBER	-	-	-	-
JANUARY	-	-	-	-
FEBRUARY	-	-	-	-
MARCH	-	-	-	-
APRIL	-	-	-	-
MAY	-	-	-	-
JUNE	-	-	-	-
TOTALS	\$ -	\$ -	\$ -	\$ -

	19-20 MONTHLY REVENUE	18-19 MONTHLY REVENUE	% CHANGE
JULY	\$ -	\$ 70,147	-100.00%
AUGUST	-	69,985	-100.00%
SEPTEMBER	-	69,985	-100.00%
OCTOBER	-	69,985	-100.00%
NOVEMBER	-	69,985	-100.00%
DECEMBER	-	2,376	-100.00%
JANUARY	-	154	-100.00%
FEBRUARY	-	22	-100.00%
MARCH	-	16	-100.00%
APRIL	-	-	N/A
MAY	-	-	N/A
JUNE	-	-	N/A
TOTALS	\$ -	\$ 352,655	-100.00%

NOTE:

- a - Greater of minimum annual guarantee of \$750,000 or 10% of gross receipts.
b - Ready Car Parking: Effective December 2017, 15,428 sf at \$0.27/sf for East Parking Structure; effective July 2018, 4,425 sf at \$0.75/sf for Overflow Ready Car Parking Area.
c - Lease effective December 1, 2013 and terminated November 30, 2018.

PM 1121-390-34 (d)

PM 1121-390-43 (e)

AVIS BUDGET CAR RENTAL, LLC
dba AVIS
LEASE AGREEMENT - RENTAL CAR CONCESSION
LEASE EXPIRES 11/30/2029

	MONTHLY GROSS RECEIPTS	MINIMUM RENT OR 10% GROSS (a),(b),(f)	READY CAR PARKING AREA RENT (c)	COMMON AREA RENT (c)	OVERFLOW PARKING RENT (c)
JULY	\$ 2,303,391	\$ 239,608	\$ 52,021	\$ -	\$ -
AUGUST	2,404,332	239,608	52,021	-	-
SEPTEMBER	1,754,341	239,608	52,021	-	-
OCTOBER	1,752,573	239,608	52,021	-	-
NOVEMBER	1,645,266	239,608	52,021	-	-
DECEMBER	1,805,097	202,120	15,948	14,401	-
JANUARY	1,852,872	202,120	15,948	14,401	-
FEBRUARY	1,825,510	202,120	15,948	14,401	-
MARCH	1,044,711	202,120	15,948	14,401	49,500
APRIL	211,040	202,120	15,948	14,401	99,000
MAY	292,084	202,120	15,948	14,401	19,800
JUNE	486,169	202,120	15,948	14,401	-
TOTALS	\$ 17,377,386	\$ 2,612,880	\$ 371,741	\$ 100,807	\$ 168,300

	LATE / PENALTY FEES	19-20 MONTHLY REVENUE	18-19 MONTHLY REVENUE	% CHANGE
JULY	\$ 2,541	\$ 294,170	\$ 281,740	4.41%
AUGUST	880	292,509	281,740	3.82%
SEPTEMBER	880	292,509	281,740	3.82%
OCTOBER	869	292,498	282,472	3.55%
NOVEMBER	-	291,629	281,740	3.51%
DECEMBER	-	232,469	291,629	-20.29%
JANUARY	-	232,469	291,629	-20.29%
FEBRUARY	-	232,469	291,629	-20.29%
MARCH	5,000	286,969	291,629	-1.60%
APRIL	-	331,469	291,629	13.66%
MAY	5,809	258,078	293,390	-12.04%
JUNE	6,941	239,410	291,629	-17.91%
TOTALS	\$ 22,920	\$ 3,276,648	\$ 3,452,596	-5.10%

NOTE:

- a - Greater of minimum annual guarantee of \$2,875,300 or 10% of gross receipts through November 2019.
- b - Effective December 2019, greater of minimum annual guarantee of \$2,425,442 or 10% of gross receipts.
- c - Ready Car Parking: Effective December 2018, 34,099 sf at \$0.56/sf for East Parking Structure and 43,901 sf at \$0.75/sf for Overflow Ready Car Parking Area; effective December 2019, 33,226 sf at \$0.48/sf for Ready Car Parking Area and 30,002 sf at \$0.48/sf for Common Area; effective March 17, 2020, 220,000 sf at \$0.45/sf for Overflow Parking through May 6, 2020.
- d - Lease effective December 1, 2013 and expired November 30, 2019.
- e - Lease effective December 1, 2019.
- f - Due to the COVID-19 pandemic, beginning March 1, 2020 to June 30, 2020, minimum monthly fee is deferred. Lessee is required to continue payment of percentage rent during the deferral period. All deferred rent shall be paid by June 30, 2021.

PM 1121-390-36 (d)
PM 1121-390-40 (e)

AVIS BUDGET CAR RENTAL, LLC
dba BUDGET
LEASE AGREEMENT - RENTAL CAR CONCESSION

LEASE EXPIRES 11/30/2029

	MONTHLY GROSS RECEIPTS	MINIMUM RENT OR 10% GROSS (a),(b),(f)	READY CAR PARKING (c)	COMMON AREA RENT (c)
JULY	\$ 1,574,975	\$ 157,497	\$ 10,891	\$ -
AUGUST	1,453,368	145,337	10,891	-
SEPTEMBER	1,052,010	105,201	10,891	-
OCTOBER	977,707	97,771	10,891	-
NOVEMBER	995,792	99,579	10,891	-
DECEMBER	1,261,752	109,825	13,702	12,372
JANUARY	1,100,139	109,825	13,702	12,372
FEBRUARY	999,572	109,825	13,702	12,372
MARCH	648,702	109,825	13,702	12,372
APRIL	115,774	109,825	13,702	12,372
MAY	225,300	109,825	13,702	12,372
JUNE	337,027	109,825	13,702	12,372
TOTALS	\$ 10,742,118	\$ 1,374,160	\$ 150,369	\$ 86,604

	LATE / PENALTY FEES	19-20 MONTHLY REVENUE	18-19 MONTHLY REVENUE	% CHANGE
JULY	\$ -	\$ 168,388	\$ 161,867	4.03%
AUGUST	263	156,491	168,823	-7.30%
SEPTEMBER	-	116,092	122,114	-4.93%
OCTOBER	-	108,662	113,994	-4.68%
NOVEMBER	-	110,470	97,294	13.54%
DECEMBER	-	135,899	104,885	29.57%
JANUARY	-	135,899	109,046	24.63%
FEBRUARY	-	135,899	111,720	21.64%
MARCH	5,000	140,899	131,780	6.92%
APRIL	-	135,899	125,761	8.06%
MAY	3,990	139,889	118,480	18.07%
JUNE	4,747	140,646	132,222	6.37%
TOTALS	\$ 14,000	\$ 1,625,133	\$ 1,497,986	8.49%

NOTE:

- a - Greater of minimum annual guarantee of \$981,942 or 10% of gross receipts through November 2019.
- b - Effective December 2019, greater of minimum annual guarantee of \$1,317,897 or 10% of gross receipts.
- c - Ready Car Parking: Effective December 2018, 19,448 sf at \$0.56/sf for East Parking Structure; effective December 2019, 28,545 sf at \$0.48/sf for Ready Car Parking Area and 25,775 sf at \$0.48/sf for Common Area.
- d - Lease effective December 1, 2013 and expired November 30, 2019.
- e - Lease effective December 1, 2019.
- f - Due to the COVID-19 pandemic, beginning March 1, 2020 to June 30, 2020, minimum monthly fee is deferred. Lessee is required to continue payment of percentage rent during the deferral period. All deferred rent shall be paid by June 30, 2021.

ENTERPRISE RENT-A-CAR COMPANY OF LOS ANGELES, LLC
dba ALAMO RENT A CAR AND NATIONAL CAR RENTAL
LEASE AGREEMENT - RENTAL CAR CONCESSION

LEASE EXPIRED 11/30/2019

	MONTHLY GROSS RECEIPTS	MINIMUM RENT OR 10% GROSS (a)	READY CAR PARKING (b)	LATE / PENALTY FEES
JULY	\$ 4,052,505	\$ 405,251	\$ 19,615	\$ -
AUGUST	4,171,487	417,149	19,615	-
SEPTEMBER	3,028,024	302,802	19,615	-
OCTOBER	3,295,095	329,510	19,615	-
NOVEMBER	2,979,007	297,901	19,615	-
DECEMBER	-	-	-	-
JANUARY	-	-	-	-
FEBRUARY	-	-	-	-
MARCH	-	-	-	-
APRIL	-	-	-	-
MAY	-	-	-	-
JUNE	-	-	-	-
TOTALS	\$ 17,526,118	\$ 1,752,613	\$ 98,075	\$ -

	19-20 MONTHLY REVENUE	18-19 MONTHLY REVENUE (d)	% CHANGE
JULY	\$ 424,866	\$ 417,045	1.88%
AUGUST	436,764	448,997	-2.72%
SEPTEMBER	322,417	306,698	5.13%
OCTOBER	349,125	336,060	3.89%
NOVEMBER	317,516	319,663	-0.67%
DECEMBER	-	314,217	-100.00%
JANUARY	-	347,353	-100.00%
FEBRUARY	-	337,822	-100.00%
MARCH	-	391,416	-100.00%
APRIL	-	356,556	-100.00%
MAY	-	347,637	-100.00%
JUNE	-	362,986	-100.00%
TOTALS	\$ 1,850,688	\$ 4,286,450	-56.82%

NOTE:

a - Greater of minimum annual guarantee of \$3,002,382 or 10% of gross receipts.

b - Ready Car Parking: Effective December 2018, 35,027 sf at \$0.56/sf for East Parking Structure.

c - Lease effective December 1, 2013 and expired November 30, 2019.

d - Includes auditor adjustments to increase revenue reported in the 2018-2019 Revenue Report.

ENTERPRISE RENT-A-CAR COMPANY OF LOS ANGELES, LLC
dba ALAMO RENT A CAR
LEASE AGREEMENT - RENTAL CAR CONCESSION

LEASE EXPIRES 11/30/2029

	MONTHLY GROSS RECEIPTS	MINIMUM RENT OR 10% GROSS (b)	READY CAR PARKING (c)	COMMON AREA RENT (c)
JULY	\$ -	\$ -	\$ -	\$ -
AUGUST	-	-	-	-
SEPTEMBER	-	-	-	-
OCTOBER	-	-	-	-
NOVEMBER	-	-	-	-
DECEMBER	1,412,931	116,011	16,390	14,799
JANUARY	1,371,210	116,011	16,390	14,799
FEBRUARY	1,065,611	116,011	16,390	14,799
MARCH	682,896	116,011	16,390	14,799
APRIL	104,400	116,011	16,390	14,799
MAY	206,391	116,011	16,390	14,799
JUNE	471,486	116,011	16,390	14,799
TOTALS	\$ 5,314,925	\$ 812,077	\$ 114,730	\$ 103,593

	LATE / PENALTY FEES	19-20 MONTHLY REVENUE	18-19 MONTHLY REVENUE	% CHANGE
JULY	\$ -	\$ -	\$ -	N/A
AUGUST	-	-	-	N/A
SEPTEMBER	-	-	-	N/A
OCTOBER	-	-	-	N/A
NOVEMBER	-	-	-	N/A
DECEMBER	-	147,200	-	N/A
JANUARY	-	147,200	-	N/A
FEBRUARY	-	147,200	-	N/A
MARCH	-	147,200	-	N/A
APRIL	-	147,200	-	N/A
MAY	-	147,200	-	N/A
JUNE	10,640	157,840	-	N/A
TOTALS	\$ 10,640	\$ 1,041,040	\$ -	N/A

NOTE:

a - Lease effective December 1, 2019.

b - Effective December 2019, greater of minimum annual guarantee of \$1,392,128 or 10% of gross receipts.

c - Ready Car Parking: Effective December 2019, 34,145 sf at \$0.48/sf for Ready Car Parking Area and 30,832 sf at \$0.48/sf for Common Area.

ENTERPRISE RENT-A-CAR COMPANY OF LOS ANGELES, LLC
dba NATIONAL CAR RENTAL
LEASE AGREEMENT - RENTAL CAR CONCESSION

LEASE EXPIRES 11/30/2029

	MONTHLY GROSS RECEIPTS	MINIMUM RENT OR 10% GROSS (b)	READY CAR PARKING (c)	COMMON AREA RENT (c)
JULY	\$ -	\$ -	\$ -	\$ -
AUGUST	-	-	-	-
SEPTEMBER	-	-	-	-
OCTOBER	-	-	-	-
NOVEMBER	-	-	-	-
DECEMBER	1,717,685	151,511	8,728	8,340
JANUARY	1,899,641	151,511	8,728	8,340
FEBRUARY	1,887,109	151,511	8,728	8,340
MARCH	985,921	151,511	8,728	8,340
APRIL	174,544	151,511	8,728	8,340
MAY	264,674	151,511	8,728	8,340
JUNE	499,165	151,511	8,728	8,340
TOTALS	\$ 7,428,739	\$ 1,060,577	\$ 61,096	\$ 58,380

	LATE / PENALTY FEES	19-20 MONTHLY REVENUE	18-19 MONTHLY REVENUE	% CHANGE
JULY	\$ -	\$ -	\$ -	N/A
AUGUST	-	-	-	N/A
SEPTEMBER	-	-	-	N/A
OCTOBER	-	-	-	N/A
NOVEMBER	-	-	-	N/A
DECEMBER	-	168,579	-	N/A
JANUARY	-	168,579	-	N/A
FEBRUARY	-	168,579	-	N/A
MARCH	-	168,579	-	N/A
APRIL	-	168,579	-	N/A
MAY	-	168,579	-	N/A
JUNE	14,055	182,634	-	N/A
TOTALS	\$ 14,055	\$ 1,194,108	\$ -	N/A

NOTE:

a - Lease effective December 1, 2019.

b - Effective December 2019, greater of minimum annual guarantee of \$1,818,128 or 10% of gross receipts.

c - Ready Car Parking: Effective December 2019, 18,184 sf at \$0.48/sf for Ready Car Parking Area and 17,376 sf at \$0.48/sf for Common Area.

PM 1121-390-35 (d)
PM 1121-390-47 (e)

ENTERPRISE RENT-A-CAR COMPANY OF LOS ANGELES, LLC
dba ENTERPRISE RENT-A-CAR
LEASE AGREEMENT - RENTAL CAR CONCESSION

LEASE EXPIRES 11/30/2029

	MONTHLY GROSS RECEIPTS	MINIMUM RENT OR 10% GROSS (a),(b)	READY CAR PARKING (c)	COMMON AREA RENT (c)
JULY	\$ 2,039,368	\$ 203,937	\$ 14,249	\$ -
AUGUST	1,922,658	192,266	14,249	-
SEPTEMBER	1,534,816	153,482	14,249	-
OCTOBER	1,602,080	160,208	14,249	-
NOVEMBER	1,521,146	152,115	14,249	-
DECEMBER	1,663,348	149,761	7,692	6,945
JANUARY	1,799,678	149,761	7,692	6,945
FEBRUARY	1,540,924	149,761	7,692	6,945
MARCH	919,811	149,761	7,692	6,945
APRIL	230,144	149,761	7,692	6,945
MAY	334,598	149,761	7,692	6,945
JUNE	606,392	149,761	7,692	6,945
TOTALS	\$ 15,714,963	\$ 1,910,335	\$ 125,089	\$ 48,615

	LATE / PENALTY FEES	19-20 MONTHLY REVENUE	18-19 MONTHLY REVENUE	% CHANGE
JULY	\$ -	\$ 218,186	\$ 228,678	-4.59%
AUGUST	-	206,515	226,653	-8.88%
SEPTEMBER	-	167,731	161,347	3.96%
OCTOBER	-	174,457	172,295	1.25%
NOVEMBER	-	166,364	173,839	-4.30%
DECEMBER	-	164,398	153,869	6.84%
JANUARY	-	164,398	181,521	-9.43%
FEBRUARY	-	164,398	168,389	-2.37%
MARCH	-	164,398	213,327	-22.94%
APRIL	-	164,398	190,300	-13.61%
MAY	-	164,398	177,187	-7.22%
JUNE	1,422	165,820	183,659	-9.71%
TOTALS	\$ 1,422	\$ 2,085,461	\$ 2,231,064	-6.53%

NOTE:

- a - Greater of minimum annual guarantee of \$1,758,152 or 10% of gross receipts through November 2019.
- b - Effective December 2019, greater of minimum annual guarantee of \$1,797,128 or 10% of gross receipts.
- c - Ready Car Parking: Effective December 2018, 25,445 sf at \$0.56/sf for East Parking Structure;
effective December 2019, 16,024 sf at \$0.48/sf for Ready Car Parking Area and 14,469 sf at \$0.48/sf for Common Area.
- d - Lease effective December 1, 2013 and expired November 30, 2019.
- e - Lease effective December 1, 2019.

THE HERTZ CORPORATION
LEASE AGREEMENT - RENTAL CAR CONCESSION

LEASE EXPIRED 11/30/2019

	ATLANTIC AVIATION FBO		ACI FBO		HERTZ TERMINAL		DOLLAR TERMINAL		MONTHLY GROSS RECEIPTS		MINIMUM RENT OR 10% GROSS (a)	
	GROSS RECEIPTS		GROSS RECEIPTS (d)		GROSS RECEIPTS		GROSS RECEIPTS					
JULY	\$	24,646	\$	10,921	\$	2,883,022	\$	909,624	\$	3,828,213	\$	334,167
AUGUST		17,942		19,647		3,040,966		886,618		3,965,173		334,167
SEPTEMBER		13,042		10,528		2,250,889		685,788		2,960,247		334,167
OCTOBER		15,186		11,794		2,442,002		674,534		3,143,516		334,167
NOVEMBER		10,526		11,968		2,029,798		606,312		2,658,604		334,167
DECEMBER		-		-		-		-		-		-
JANUARY		-		-		-		-		-		-
FEBRUARY		-		-		-		-		-		-
MARCH		-		-		-		-		-		-
APRIL		-		-		-		-		-		-
MAY		-		-		-		-		-		-
JUNE		-		-		-		-		-		-
TOTALS	\$	81,342	\$	64,858	\$	12,646,677	\$	3,762,876	\$	16,555,753	\$	1,670,835
	READY CAR PARKING (b)		LATE / PENALTY FEES		19-20 MONTHLY REVENUE		18-19 MONTHLY REVENUE		% CHANGE			
JULY	\$	56,630	\$	-	\$	390,797	\$	399,578	-2.20%			
AUGUST		56,630		-		390,797		378,298	3.30%			
SEPTEMBER		56,630		-		390,797		378,298	3.30%			
OCTOBER		56,630		-		390,797		378,298	3.30%			
NOVEMBER		56,630		-		390,797		378,298	3.30%			
DECEMBER		-		-		-		390,797	-100.00%			
JANUARY		-		-		-		391,559	-100.00%			
FEBRUARY		-		-		-		390,797	-100.00%			
MARCH		-		-		-		390,797	-100.00%			
APRIL		-		-		-		390,797	-100.00%			
MAY		-		-		-		390,797	-100.00%			
JUNE		-		-		-		390,797	-100.00%			
TOTALS	\$	283,150	\$	-	\$	1,953,985	\$	4,649,111	-57.97%			

NOTE:

a - Greater of minimum annual guarantee of \$4,010,000 or 10% of gross receipts.

b - Ready Car Parking: Effective December 2018, 43,100 sf at \$0.56/sf for East Parking Structure and 43,325 sf at \$0.75/sf for Overflow-East Parking Structure.

c - Lease effective December 1, 2013 and expired November 30, 2019.

d - Aviation Consultants' lease effective on April 1, 2017.

THE HERTZ CORPORATION
dba DOLLAR RENT A CAR
LEASE AGREEMENT - RENTAL CAR CONCESSION

LEASE EXPIRES 11/30/2029

	MONTHLY GROSS RECEIPTS	MINIMUM RENT OR 10% GROSS (b),(d)	READY CAR PARKING (c)	COMMON AREA RENT (c)
JULY	\$ -	\$ -	\$ -	\$ -
AUGUST	-	-	-	-
SEPTEMBER	-	-	-	-
OCTOBER	-	-	-	-
NOVEMBER	-	-	-	-
DECEMBER	686,926	55,722	8,673	8,288
JANUARY	669,584	55,722	8,673	8,288
FEBRUARY	549,156	55,722	8,673	8,288
MARCH	401,922	55,722	8,673	8,288
APRIL	81,627	55,722	8,673	8,288
MAY (d)	124,810	55,722	8,673	8,288
JUNE	114,894	55,722	8,673	8,288
TOTALS	\$ 2,628,919	\$ 390,054	\$ 60,711	\$ 58,016

	LATE / PENALTY FEES	19-20 MONTHLY REVENUE	18-19 MONTHLY REVENUE	% CHANGE
JULY	\$ -	\$ -	\$ -	N/A
AUGUST	-	-	-	N/A
SEPTEMBER	-	-	-	N/A
OCTOBER	-	-	-	N/A
NOVEMBER	-	-	-	N/A
DECEMBER	-	72,683	-	N/A
JANUARY	-	72,683	-	N/A
FEBRUARY	-	72,683	-	N/A
MARCH	-	72,683	-	N/A
APRIL	2,744	75,427	-	N/A
MAY	-	72,683	-	N/A
JUNE	-	72,683	-	N/A
TOTALS	\$ 2,744	\$ 511,525	\$ -	N/A

NOTE:

a - Lease effective December 1, 2019.

b - Effective December 2019, greater of minimum annual guarantee of \$668,662 or 10% of gross receipts.

c - Ready Car Parking: Effective December 2019, 18,069 sf at \$0.48/sf for Ready Car Parking Area and 17,266 sf at \$0.48/sf for Common Area.

d - Due to the COVID-19 pandemic, beginning March 1, 2020 to June 30, 2020, minimum monthly fee is deferred. Lessee is required to continue payment of percentage rent during the deferral period. All deferred rent shall be paid by June 30, 2021.

THE HERTZ CORPORATION
dba HERTZ
LEASE AGREEMENT - RENTAL CAR CONCESSION

LEASE EXPIRES 11/30/2029

	ATLANTIC AVIATION FBO GROSS RECEIPTS	ACI FBO GROSS RECEIPTS	HERTZ TERMINAL GROSS RECEIPTS	MONTHLY GROSS RECEIPTS	MINIMUM RENT OR 10% GROSS (b),(d)	READY CAR PARKING (c)
JULY	\$ -	\$ -	\$ -	\$ -	\$ -	\$ -
AUGUST	-	-	-	-	-	-
SEPTEMBER	-	-	-	-	-	-
OCTOBER	-	-	-	-	-	-
NOVEMBER	-	-	-	-	-	-
DECEMBER	7,591	15,887	2,012,543	2,036,021	231,080	18,440
JANUARY	16,356	17,614	2,216,672	2,250,642	231,080	18,440
FEBRUARY	9,346	18,542	2,268,629	2,296,517	231,080	18,440
MARCH	11,147	5,408	1,380,325	1,396,880	231,080	18,440
APRIL	550	1,443	226,246	228,239	231,080	18,440
MAY (d)	3,742	9,503	276,598	289,843	231,080	18,440
JUNE	9,909	12,051	534,824	556,784	231,080	18,440
TOTALS	\$ 58,641	\$ 80,448	\$ 8,915,837	\$ 9,054,926	\$ 1,617,560	\$ 129,080

	COMMON AREA RENT (c)	OVERFLOW PARKING RENT (c)	LATE / PENALTY FEES	19-20 MONTHLY REVENUE	18-19 MONTHLY REVENUE	% CHANGE
JULY	\$ -	\$ -	\$ -	\$ -	\$ -	N/A
AUGUST	-	-	-	-	-	N/A
SEPTEMBER	-	-	-	-	-	N/A
OCTOBER	-	-	-	-	-	N/A
NOVEMBER	-	-	-	-	-	N/A
DECEMBER	16,651	-	-	266,171	-	N/A
JANUARY	16,651	-	-	266,171	-	N/A
FEBRUARY	16,651	-	-	266,171	-	N/A
MARCH	16,651	20,250	-	286,421	-	N/A
APRIL	16,651	40,500	-	306,671	-	N/A
MAY	16,651	40,500	-	306,671	-	N/A
JUNE	16,651	40,500	-	306,671	-	N/A
TOTALS	\$ 116,557	\$ 141,750	\$ -	\$ 2,004,947	\$ -	N/A

NOTE:

a - Lease effective December 1, 2019.

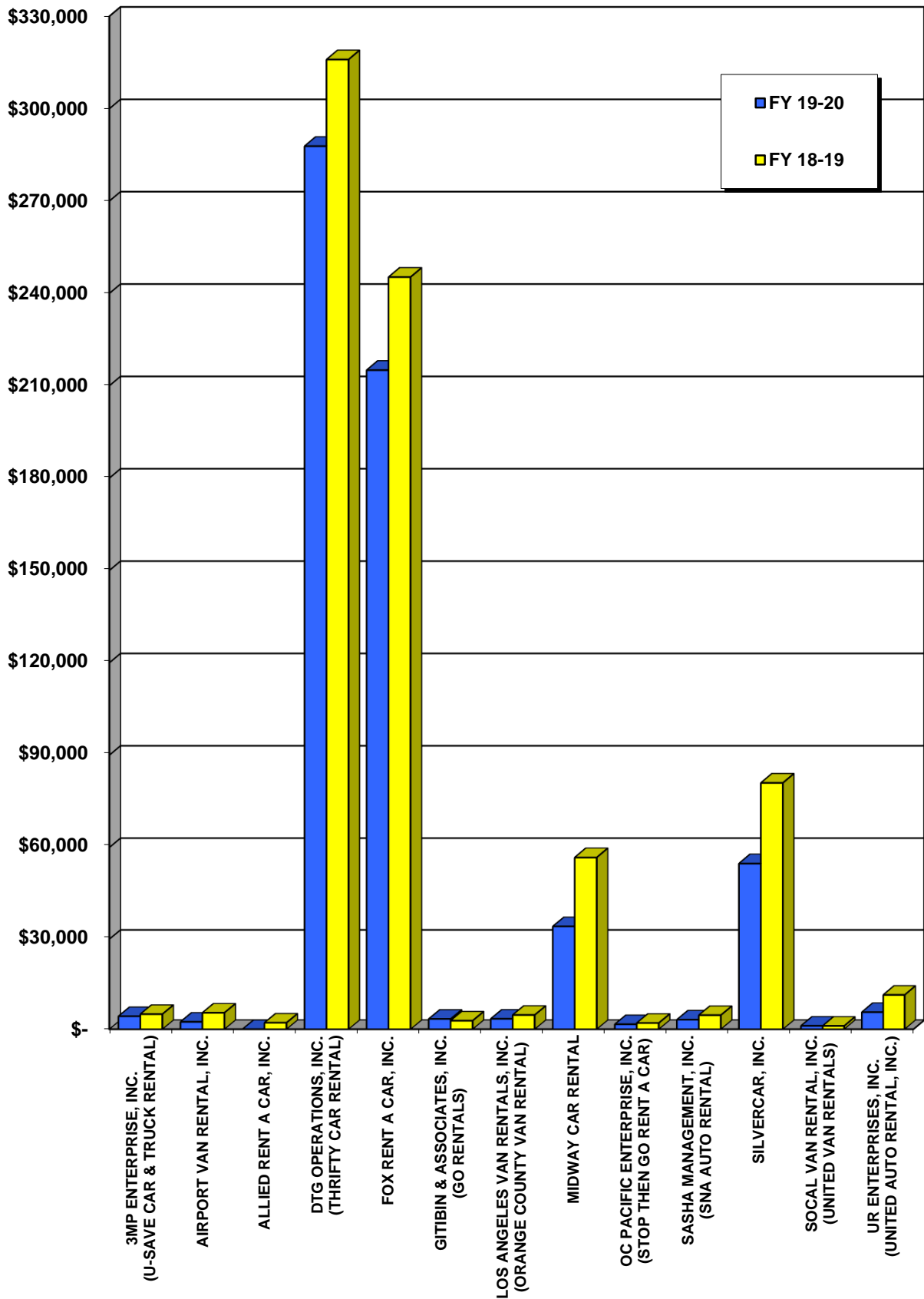
b - Effective December 2019, greater of minimum annual guarantee of \$2,772,965 or 10% of gross receipts.

c - Ready Car Parking: Effective December 2019, 38,417 sf at \$0.48/sf for Ready Car Parking Area and 34,689 sf at \$0.48/sf for Common Area; effective March 17, 2020, 90,000 sf at \$0.45/sf for Overflow Parking.

d - Due to the COVID-19 pandemic, beginning March 1, 2020 to June 30, 2020, minimum monthly fee is deferred. Lessee is required to continue payment of percentage rent during the deferral period.

All deferred rent shall be paid by June 30, 2021.

OFF AIRPORT RENTAL CAR SUMMARY



RENTAL CAR SUMMARY FOR FY 2019-20
OFF AIRPORT

LICENSEE	GROSS RECEIPTS	MONTHLY REVENUE 9% GROSS (a)	RENTAL CAR PARKING	LATE / PENALTY FEES	19-20 TOTAL REVENUE	18-19 TOTAL REVENUE	% CHANGE
3MP ENTERPRISE, INC. (U-SAVE CAR & TRUCK RENTAL)	\$ 47,786	\$ 4,301	\$ -	\$ -	\$ 4,301	\$ 5,013	-14.20%
AIRPORT VAN RENTAL, INC.	18,888	1,700	-	748	2,448	5,471	-55.25%
ALLIED RENT A CAR, INC.	-	-	-	-	-	2,139	-100.00%
DTG OPERATIONS, INC. (THRIFTY CAR RENTAL)	3,197,798	287,802	-	-	287,802	315,940	-8.91%
FOX RENT A CAR, INC.	2,333,472	210,013	-	5,026	215,039	245,273	-12.33%
GITIBIN & ASSOCIATES, INC. (GO RENTALS)	37,834	3,406	-	-	3,406	2,829	20.40%
LOS ANGELES VAN RENTALS, INC. (ORANGE COUNTY VAN RENTAL)	37,299	3,357	-	100	3,457	4,721	-26.77%
MIDWAY CAR RENTAL	379,836	34,185	-	-	34,185	56,724	-39.73%
OC PACIFIC ENTERPRISE, INC. (STOP THEN GO RENT A CAR)	18,176	1,635	-	-	1,635	2,060	-20.63%
SASHA MANAGEMENT, INC. (SNA AUTO RENTAL)	34,124	3,071	-	104	3,175	4,665	-31.94%
SILVERCAR, INC.	385,106	34,660	18,936	1,159	54,755	80,952	-32.36%
SOCAL VAN RENTAL, INC. (UNITED VAN RENTALS)	11,313	1,019	-	104	1,123	1,090	3.03%
UR ENTERPRISES, INC. (UNITED AUTO RENTAL, INC.)	62,855	5,659	-	-	5,659	11,392	-50.32%
TOTALS	\$ 6,564,487	\$ 590,808	\$ 18,936	\$ 7,241	\$ 616,985	\$ 738,269	-16.43%

NOTE:

a - Licensees paid 9% of gross receipts unless otherwise noted in the individual schedules.

PM 1121-296-71 (a)

PM 1121-296-89 (b)

3MP ENTERPRISE, INC.
dba U-SAVE CAR & TRUCK RENTAL
OFF AIRPORT RENTAL CAR LICENSE

LICENSE EXPIRES 09/18/2023

	MONTHLY GROSS RECEIPTS	MONTHLY REVENUE 9% GROSS	LATE / PENALTY FEES	19-20 MONTHLY REVENUE	18-19 MONTHLY REVENUE	% CHANGE
JULY	\$ 5,713	\$ 514	\$ -	\$ 514	\$ 467	10.06%
AUGUST	4,549	409	-	409	516	-20.74%
SEPTEMBER	3,868	348	-	348	317	9.78%
OCTOBER	4,956	446	-	446	341	30.79%
NOVEMBER	6,039	544	-	544	336	61.90%
DECEMBER	7,118	641	-	641	400	60.25%
JANUARY	4,271	384	-	384	624	-38.46%
FEBRUARY	4,741	427	-	427	335	27.46%
MARCH	1,255	113	-	113	459	-75.38%
APRIL	222	20	-	20	438	-95.43%
MAY	1,036	93	-	93	403	-76.92%
JUNE	4,018	362	-	362	377	-3.98%
TOTALS	\$ 47,786	\$ 4,301	\$ -	\$ 4,301	\$ 5,013	-14.20%

NOTE:

a - License effective September 18, 2013 and expired September 17, 2018.

b - License effective September 19, 2018.

AIRPORT VAN RENTAL, INC.
OFF AIRPORT RENTAL CAR LICENSE

LICENSE TERMINATED 11/01/2019

	MONTHLY GROSS RECEIPTS	MONTHLY REVENUE 9% GROSS	LATE / PENALTY FEES	19-20 MONTHLY REVENUE	18-19 MONTHLY REVENUE	% CHANGE
JULY	\$ 8,664	\$ 780	\$ 329	\$ 1,109	\$ 528	110.04%
AUGUST	10,224	920	-	920	521	76.58%
SEPTEMBER	-	-	105	105	530	-80.19%
OCTOBER	-	-	-	-	407	-100.00%
NOVEMBER	-	-	-	-	473	-100.00%
DECEMBER	-	-	-	-	333	-100.00%
JANUARY	-	-	314	314	706	-55.52%
FEBRUARY	-	-	-	-	325	-100.00%
MARCH	-	-	-	-	258	-100.00%
APRIL	-	-	-	-	426	-100.00%
MAY	-	-	-	-	612	-100.00%
JUNE	-	-	-	-	352	-100.00%
TOTALS	\$ 18,888	\$ 1,700	\$ 748	\$ 2,448	\$ 5,471	-55.25%

NOTE:

a - License effective July 8, 2013 and terminated November 1, 2019.

ALLIED RENT A CAR, INC.
OFF AIRPORT RENTAL CAR LICENSE
LICENSE TERMINATED 05/01/2019

	MONTHLY GROSS RECEIPTS	MONTHLY REVENUE 9% GROSS	LATE / PENALTY FEES	19-20 MONTHLY REVENUE	18-19 MONTHLY REVENUE	% CHANGE
JULY	\$ -	\$ -	\$ -	\$ -	\$ 250	-100.00%
AUGUST	-	-	-	-	229	-100.00%
SEPTEMBER	-	-	-	-	243	-100.00%
OCTOBER	-	-	-	-	223	-100.00%
NOVEMBER	-	-	-	-	207	-100.00%
DECEMBER	-	-	-	-	219	-100.00%
JANUARY	-	-	-	-	189	-100.00%
FEBRUARY	-	-	-	-	195	-100.00%
MARCH	-	-	-	-	175	-100.00%
APRIL	-	-	-	-	209	-100.00%
MAY	-	-	-	-	-	N/A
JUNE	-	-	-	-	-	N/A
TOTALS	\$ -	\$ -	\$ -	\$ -	\$ 2,139	-100.00%

NOTE:

a - License effective July 8, 2012 and terminated May 1, 2019.

PM 1121-296-73 (a)

PM 1121-296-93 (b)

DTG OPERATIONS, INC.
dba THRIFTY CAR RENTAL
OFF AIRPORT RENTAL CAR LICENSE
LICENSE EXPIRES 04/30/2024

	MONTHLY GROSS RECEIPTS	MONTHLY REVENUE 9% GROSS	LATE / PENALTY FEES	19-20 MONTHLY REVENUE	18-19 MONTHLY REVENUE	% CHANGE
JULY	\$ 401,462	\$ 36,132	\$ -	\$ 36,132	\$ 34,964	3.34%
AUGUST	444,615	40,015	-	40,015	30,413	31.57%
SEPTEMBER	378,893	34,100	-	34,100	25,913	31.59%
OCTOBER	349,563	31,461	-	31,461	23,325	34.88%
NOVEMBER	260,716	23,464	-	23,464	21,993	6.69%
DECEMBER	335,895	30,231	-	30,231	26,431	14.38%
JANUARY	363,212	32,689	-	32,689	28,065	16.48%
FEBRUARY	320,342	28,831	-	28,831	17,994	60.23%
MARCH	219,550	19,760	-	19,760	27,203	-27.36%
APRIL	52,644	4,738	-	4,738	27,434	-82.73%
MAY	46,945	4,225	-	4,225	25,282	-83.29%
JUNE	23,961	2,156	-	2,156	26,923	-91.99%
TOTALS	\$ 3,197,798	\$ 287,802	\$ -	\$ 287,802	\$ 315,940	-8.91%

NOTE:

a - License effective April 15, 2014 and expired April 14, 2019.

b - License effective May 1, 2019.

FOX RENT A CAR, INC.
OFF AIRPORT RENTAL CAR LICENSE

LICENSE EXPIRES 01/31/2023

	MONTHLY GROSS RECEIPTS	MONTHLY REVENUE 9% GROSS	LATE / PENALTY FEES	19-20 MONTHLY REVENUE	18-19 MONTHLY REVENUE	% CHANGE
JULY	\$ 328,458	\$ 29,561	\$ 1,049	\$ 30,610	\$ 27,281	12.20%
AUGUST	239,115	21,520	-	21,520	25,495	-15.59%
SEPTEMBER	199,399	17,946	460	18,406	15,433	19.26%
OCTOBER	237,433	21,369	-	21,369	18,391	16.19%
NOVEMBER	283,188	25,487	1,430	26,917	14,826	81.55%
DECEMBER	189,808	17,083	1,115	18,198	16,623	9.47%
JANUARY	245,355	22,082	-	22,082	23,515	-6.09%
FEBRUARY	212,769	19,149	421	19,570	18,327	6.78%
MARCH	110,630	9,957	-	9,957	22,501	-55.75%
APRIL	38,395	3,456	-	3,456	19,215	-82.01%
MAY	84,127	7,571	-	7,571	18,983	-60.12%
JUNE	164,795	14,832	551	15,383	24,683	-37.68%
TOTALS	\$ 2,333,472	\$ 210,013	\$ 5,026	\$ 215,039	\$ 245,273	-12.33%

NOTE:

a - License effective February 1, 2018.

GITIBIN & ASSOCIATES, INC.
dba GO RENTALS
OFF AIRPORT RENTAL CAR LICENSE
LICENSE EXPIRES 03/31/2021

	MONTHLY GROSS RECEIPTS	MONTHLY REVENUE 9% GROSS	LATE / PENALTY FEES	19-20 MONTHLY REVENUE	18-19 MONTHLY REVENUE	% CHANGE
JULY	\$ 4,124	\$ 371	\$ -	\$ 371	\$ 563	-34.10%
AUGUST	7,160	644	-	644	232	177.59%
SEPTEMBER	5,144	463	-	463	122	279.51%
OCTOBER	2,196	198	-	198	225	-12.00%
NOVEMBER	2,580	232	-	232	341	-31.96%
DECEMBER	950	86	-	86	424	-79.72%
JANUARY	9,880	889	-	889	64	1289.06%
FEBRUARY	3,220	290	-	290	457	-36.54%
MARCH	2,250	203	-	203	105	93.33%
APRIL	-	-	-	-	110	-100.00%
MAY	-	-	-	-	63	-100.00%
JUNE	330	30	-	30	123	-75.61%
TOTALS	\$ 37,834	\$ 3,406	\$ -	\$ 3,406	\$ 2,829	20.40%

NOTE:

a - License effective April 1, 2016.

PM 1121-296-70 (a)

PM 1121-296-90 (b)

LOS ANGELES VAN RENTALS, INC.
dba ORANGE COUNTY VAN RENTAL
OFF AIRPORT RENTAL CAR LICENSE

LICENSE EXPIRES 08/28/2023

	MONTHLY GROSS RECEIPTS	MONTHLY REVENUE 9% GROSS	LATE / PENALTY FEES	19-20 MONTHLY REVENUE	18-19 MONTHLY REVENUE	% CHANGE
JULY	\$ 18,269	\$ 1,644	\$ -	\$ 1,644	\$ 649	153.31%
AUGUST	1,674	151	-	151	633	-76.15%
SEPTEMBER	831	75	-	75	200	-62.50%
OCTOBER	799	72	-	72	184	-60.87%
NOVEMBER	1,745	157	-	157	299	-47.49%
DECEMBER	10,056	905	-	905	441	105.22%
JANUARY	1,595	144	-	144	966	-85.09%
FEBRUARY	2,059	185	-	185	213	-13.15%
MARCH	271	24	-	24	400	-94.00%
APRIL	-	-	-	-	366	-100.00%
MAY	-	-	100	100	176	-43.18%
JUNE	-	-	-	-	194	-100.00%
TOTALS	\$ 37,299	\$ 3,357	\$ 100	\$ 3,457	\$ 4,721	-26.77%

NOTE:

a - License effective August 29, 2013 and expired August 28, 2018.

b - License effective August 29, 2018.

MIDWAY CAR RENTAL
OFF AIRPORT RENTAL CAR LICENSE
LICENSE TERMINATED 02/20/2020

	MONTHLY GROSS RECEIPTS	MONTHLY REVENUE 9% GROSS	LATE / PENALTY FEES	19-20 MONTHLY REVENUE	18-19 MONTHLY REVENUE	% CHANGE
JULY	\$ 52,954	\$ 4,766	\$ -	\$ 4,766	\$ 3,540	34.63%
AUGUST	106,733	9,606	-	9,606	6,194	55.09%
SEPTEMBER	43,460	3,911	-	3,911	3,413	14.59%
OCTOBER	44,560	4,010	-	4,010	8,017	-49.98%
NOVEMBER	48,685	4,382	-	4,382	6,159	-28.85%
DECEMBER	54,301	4,887	-	4,887	4,293	13.84%
JANUARY	25,823	2,324	-	2,324	4,984	-53.37%
FEBRUARY	3,320	299	-	299	2,568	-88.36%
MARCH	-	-	-	-	4,419	-100.00%
APRIL	-	-	-	-	5,026	-100.00%
MAY	-	-	-	-	2,911	-100.00%
JUNE	-	-	-	-	5,200	-100.00%
TOTALS	\$ 379,836	\$ 34,185	\$ -	\$ 34,185	\$ 56,724	-39.73%

NOTE:

a - License effective July 1, 2018 and terminated February 20, 2020.

OC PACIFIC ENTERPRISE, INC.
dba STOP THEN GO RENT A CAR
OFF AIRPORT RENTAL CAR LICENSE

LICENSE EXPIRES 03/07/2021

	MONTHLY GROSS RECEIPTS	MONTHLY REVENUE 9% GROSS	LATE / PENALTY FEES	19-20 MONTHLY REVENUE	18-19 MONTHLY REVENUE	% CHANGE
JULY	\$ 2,572	\$ 231	\$ -	\$ 231	\$ 325	-28.92%
AUGUST	3,018	272	-	272	318	-14.47%
SEPTEMBER	1,934	174	-	174	109	59.63%
OCTOBER	1,357	122	-	122	75	62.67%
NOVEMBER	1,665	150	-	150	154	-2.60%
DECEMBER	3,414	307	-	307	155	98.06%
JANUARY	1,321	119	-	119	161	-26.09%
FEBRUARY	1,048	94	-	94	108	-12.96%
MARCH	1,190	107	-	107	207	-48.31%
APRIL	-	-	-	-	154	-100.00%
MAY	-	-	-	-	137	-100.00%
JUNE	657	59	-	59	157	-62.42%
TOTALS	\$ 18,176	\$ 1,635	\$ -	\$ 1,635	\$ 2,060	-20.63%

NOTE:

a - License effective March 8, 2016.

SASHA MANAGEMENT, INC.
dba SNA AUTO RENTAL
OFF AIRPORT RENTAL CAR LICENSE
 LICENSE EXPIRES 02/09/2021

	MONTHLY GROSS RECEIPTS	MONTHLY REVENUE 9% GROSS	LATE / PENALTY FEES	19-20 MONTHLY REVENUE	18-19 MONTHLY REVENUE	% CHANGE
JULY	\$ 4,049	\$ 364	\$ -	\$ 364	\$ 766	-52.48%
AUGUST	3,625	326	-	326	475	-31.37%
SEPTEMBER	3,520	317	-	317	223	42.15%
OCTOBER	4,463	402	-	402	200	101.00%
NOVEMBER	3,287	296	-	296	399	-25.81%
DECEMBER	6,215	559	-	559	475	17.68%
JANUARY	4,851	437	-	437	261	67.43%
FEBRUARY	2,410	217	-	217	251	-13.55%
MARCH	1,225	110	-	110	552	-80.07%
APRIL	479	43	104	147	366	-59.84%
MAY	-	-	-	-	321	-100.00%
JUNE	-	-	-	-	376	-100.00%
TOTALS	\$ 34,124	\$ 3,071	\$ 104	\$ 3,175	\$ 4,665	-31.94%

NOTE:

a - License effective February 10, 2016.

PM 1121-296-86 (a)
 PM 1121-296-88 (b)
 PM 1121-296-92 (c)

SILVERCAR, INC.
OFF AIRPORT RENTAL CAR LICENSE
 LICENSE EXPIRES 04/29/2023

	MONTHLY GROSS RECEIPTS	MONTHLY REVENUE 9% GROSS	RENTAL CAR PARKING (d)	LATE / PENALTY FEES	19-20 MONTHLY REVENUE	18-19 MONTHLY REVENUE	% CHANGE
JULY	\$ 57,956	\$ 5,216	\$ 962	\$ -	\$ 6,178	\$ 8,365	-26.14%
AUGUST	42,628	3,837	962	-	4,799	7,871	-39.03%
SEPTEMBER	36,105	3,249	962	-	4,211	6,526	-35.47%
OCTOBER	34,229	3,081	962	178	4,221	7,198	-41.36%
NOVEMBER	32,090	2,888	962	-	3,850	7,410	-48.04%
DECEMBER	44,357	3,992	962	-	4,954	6,925	-28.46%
JANUARY	46,542	4,189	962	-	5,151	7,087	-27.32%
FEBRUARY	44,830	4,035	962	-	4,997	7,028	-28.90%
MARCH	31,421	2,828	2,078	-	4,906	7,631	-35.71%
APRIL	1,127	101	3,054	114	3,269	4,939	-33.81%
MAY	9,604	864	3,054	229	4,147	4,583	-9.51%
JUNE	4,217	380	3,054	638	4,072	5,389	-24.44%
TOTALS	\$ 385,106	\$ 34,660	\$ 18,936	\$ 1,159	\$ 54,755	\$ 80,952	-32.36%

NOTE:

- a - Off Airport license effective April 30, 2018.
- b - Rental Car Parking license effective May 8, 2018 and expired November 30, 2018.
- c - Rental Car Parking license effective April 1, 2019 and expired March 31, 2020.
- d - Ready Car Parking: Effective April 1, 2019, 1,283 sf at \$0.75/sf for Main Street Lot; effective March 16, 2020, an additional 2,789 sf at \$0.75/sf for Main Street Lot. Monthly Ready Car Parking is \$3,054.

SOCAL VAN RENTAL, INC.
dba UNITED VAN RENTALS
OFF AIRPORT RENTAL CAR LICENSE

LICENSE EXPIRES 01/31/2021

	MONTHLY GROSS RECEIPTS	MONTHLY REVENUE 9% GROSS	LATE / PENALTY FEES	19-20 MONTHLY REVENUE	18-19 MONTHLY REVENUE	% CHANGE
JULY	\$ 3,663	\$ 330	\$ -	\$ 330	\$ 176	87.50%
AUGUST	776	70	-	70	-	100.00%
SEPTEMBER	1,030	93	-	93	78	19.23%
OCTOBER	1,295	117	-	117	100	17.00%
NOVEMBER	-	-	-	-	129	-100.00%
DECEMBER	921	83	-	83	66	25.76%
JANUARY	2,546	229	-	229	24	854.17%
FEBRUARY	1,082	97	-	97	-	100.00%
MARCH	-	-	-	-	90	-100.00%
APRIL	-	-	104	104	78	33.33%
MAY	-	-	-	-	100	-100.00%
JUNE	-	-	-	-	249	-100.00%
TOTALS	\$ 11,313	\$ 1,019	\$ 104	\$ 1,123	\$ 1,090	3.03%

NOTE:

a - License effective February 1, 2016.

UR ENTERPRISES, INC.
dba UNITED AUTO RENTAL, INC.
OFF AIRPORT RENTAL CAR LICENSE
MONTH TO MONTH

	MONTHLY GROSS RECEIPTS	MONTHLY REVENUE 9% GROSS	LATE / PENALTY FEES	19-20 MONTHLY REVENUE	18-19 MONTHLY REVENUE	% CHANGE
JULY	\$ 10,777	\$ 970	\$ -	\$ 970	\$ 1,971	-50.79%
AUGUST	12,433	1,119	-	1,119	1,665	-32.79%
SEPTEMBER	3,818	344	-	344	529	-34.97%
OCTOBER	3,834	345	-	345	608	-43.26%
NOVEMBER	5,617	506	-	506	976	-48.16%
DECEMBER	8,686	782	-	782	891	-12.23%
JANUARY	5,707	514	-	514	913	-43.70%
FEBRUARY	5,867	528	-	528	673	-21.55%
MARCH	3,500	315	-	315	1,187	-73.46%
APRIL	1,774	160	-	160	963	-83.39%
MAY	195	18	-	18	602	-97.01%
JUNE	647	58	-	58	414	-85.99%
TOTALS	\$ 62,855	\$ 5,659	\$ -	\$ 5,659	\$ 11,392	-50.32%

NOTE:

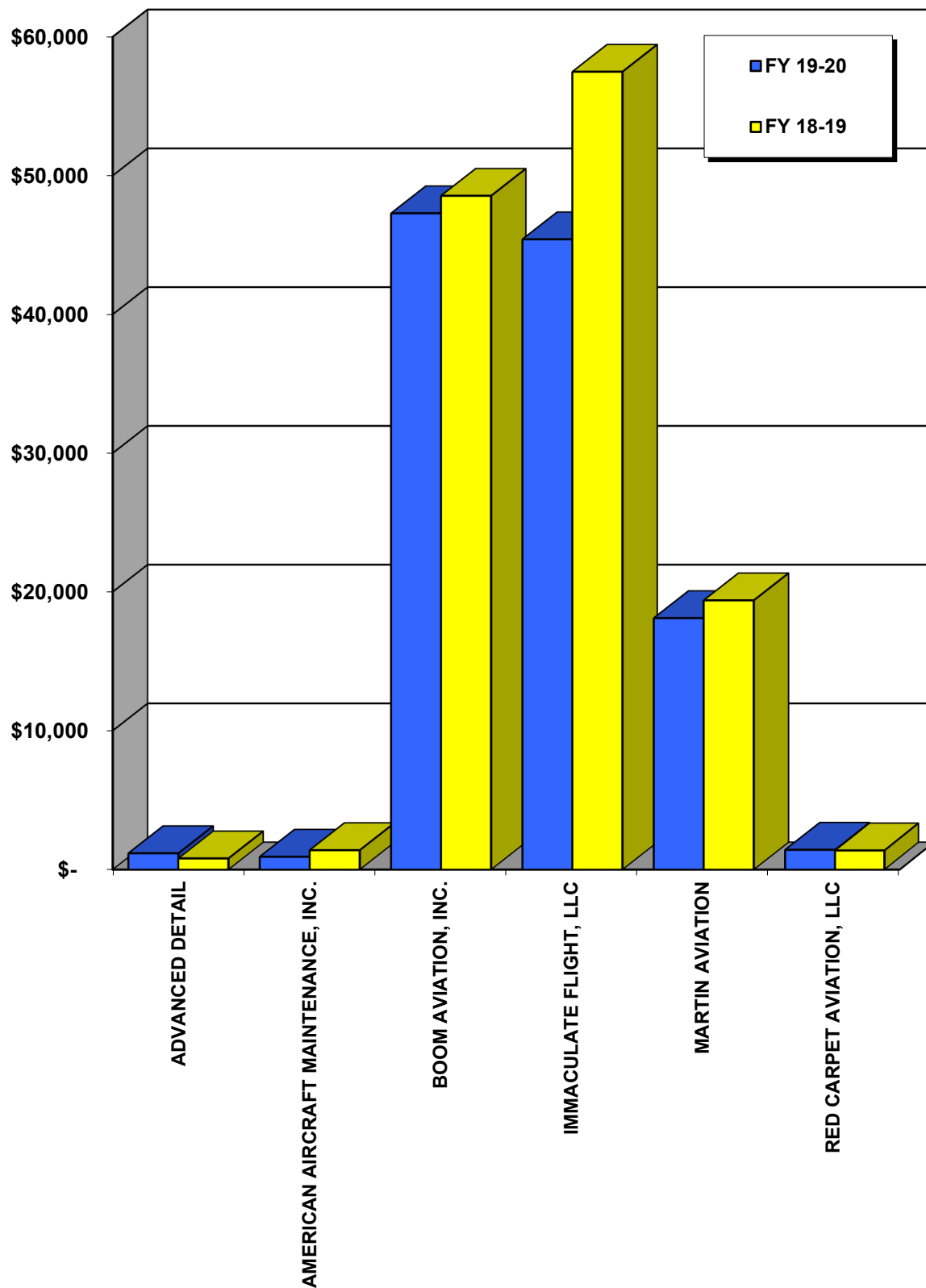
a - License effective January 31, 2013 and expired January 30, 2018.

WASH AND WAX



WASH AND WAX

WASH AND WAX SUMMARY



WASH & WAX LICENSE SUMMARY FOR FY 2019-20

LICENSEE	LATE / PENALTY		19-20 TOTAL	18-19 TOTAL	% CHANGE
	REVENUE	FEES	REVENUE	REVENUE	
ADVANCED DETAIL	\$ 800	\$ 372	\$ 1,172	\$ 800	46.50%
AMERICAN AIRCRAFT MAINTENANCE, INC.	809	110	919	1,393	-34.03%
BOOM AVIATION, INC.	47,278	-	47,278	48,538	-2.60%
IMMACULATE FLIGHT, LLC	44,830	573	45,403	57,478	-21.01%
MARTIN AVIATION	18,105	-	18,105	19,384	-6.60%
RED CARPET AVIATION, LLC	1,212	210	1,422	1,374	3.49%
TOTALS	\$ 113,034	\$ 1,265	\$ 114,299	\$ 128,967	-11.37%

ADVANCED DETAIL
WASH & WAX LICENSE
 UPON WRITTEN NOTICE

	WASH & WAX GROSS RECEIPTS	REVENUE 15% GROSS OR \$200/QTR	LATE / PENALTY FEES	19-20 QUARTERLY REVENUE	18-19 QUARTERLY REVENUE	% CHANGE
JUL-SEP	\$ -	\$ 200	\$ 121	\$ 321	\$ 200	60.50%
OCT-DEC	600	200	121	321	200	60.50%
JAN-MAR	-	200	-	200	200	0.00%
APR-JUN	700	200	130	330	200	65.00%
TOTALS	\$ 1,300	\$ 800	\$ 372	\$ 1,172	\$ 800	46.50%

AMERICAN AIRCRAFT MAINTENANCE, INC.**WASH & WAX LICENSE**

UPON WRITTEN NOTICE

	WASH & WAX	REVENUE	LATE /	19-20	18-19	
	GROSS	15% GROSS	PENALTY	QUARTERLY	QUARTERLY	
	RECEIPTS	OR \$200/QTR	FEES	REVENUE	REVENUE	% CHANGE
JUL-SEP	\$ 1,393	\$ 209	\$ -	\$ 209	\$ 367	-43.05%
OCT-DEC	1,161	200	110	310	269	15.24%
JAN-MAR	968	200	-	200	540	-62.96%
APR-JUN	-	200	-	200	217	-7.83%
TOTALS	\$ 3,522	\$ 809	\$ 110	\$ 919	\$ 1,393	-34.03%

NOTE:

a - License effective July 27, 2017.

BOOM AVIATION, INC.**WASH & WAX LICENSE**

UPON WRITTEN NOTICE

	WASH & WAX	REVENUE	LATE /	19-20	18-19	
	GROSS	15% GROSS	PENALTY	QUARTERLY	QUARTERLY	
	RECEIPTS	OR \$200/QTR	FEES	REVENUE	REVENUE	% CHANGE
JUL-SEP	\$ 90,627	\$ 13,594	\$ -	\$ 13,594	\$ 7,687	76.84%
OCT-DEC	79,956	11,993	-	11,993	15,434	-22.29%
JAN-MAR	67,126	10,069	-	10,069	13,431	-25.03%
APR-JUN	77,478	11,622	-	11,622	11,986	-3.04%
TOTALS	\$ 315,187	\$ 47,278	\$ -	\$ 47,278	\$ 48,538	-2.60%

NOTE:

a - License effective June 30, 2017.

PM 1121-187-33

IMMACULATE FLIGHT, LLC
WASH & WAX LICENSE
 UPON WRITTEN NOTICE

	WASH & WAX	REVENUE	LATE /	19-20	18-19	
	GROSS	15% GROSS	PENALTY	QUARTERLY	QUARTERLY	
	RECEIPTS	OR \$200/QTR	FEES	REVENUE	REVENUE	% CHANGE
JUL-SEP	\$ 80,236	\$ 12,035	\$ 292	\$ 12,327	\$ 16,135	-23.60%
OCT-DEC	77,324	11,599	281	11,880	12,916	-8.02%
JAN-MAR	81,255	12,188	-	12,188	15,611	-21.93%
APR-JUN	60,050	9,008	-	9,008	12,816	-29.71%
TOTALS	\$ 298,865	\$ 44,830	\$ 573	\$ 45,403	\$ 57,478	-21.01%

MARTIN AVIATION
WASH & WAX LICENSE
 UPON WRITTEN NOTICE

	WASH & WAX	REVENUE	LATE /	19-20	18-19	
	GROSS	15% GROSS	PENALTY	QUARTERLY	QUARTERLY	
	RECEIPTS	OR \$200/QTR	FEES	REVENUE	REVENUE	% CHANGE
JUL-SEP	\$ 24,703	\$ 3,705	\$ -	\$ 3,705	\$ 4,251	-12.84%
OCT-DEC	40,280	6,042	-	6,042	5,446	10.94%
JAN-MAR	26,863	4,029	-	4,029	4,655	-13.45%
APR-JUN	28,858	4,329	-	4,329	5,032	-13.97%
TOTALS	\$ 120,704	\$ 18,105	\$ -	\$ 18,105	\$ 19,384	-6.60%

NOTE:

a - License effective June 9, 2017.

RED CARPET AVIATION, LLC**WASH & WAX LICENSE**

UPON WRITTEN NOTICE

	WASH & WAX	REVENUE	LATE /	19-20	18-19	
	GROSS	15% GROSS	PENALTY	QUARTERLY	QUARTERLY	
	RECEIPTS	OR \$200/QTR	FEEs	REVENUE	REVENUE	% CHANGE
JUL-SEP	\$ 2,600	\$ 390	\$ 105	\$ 495	\$ 229	116.16%
OCT-DEC	2,285	343	-	343	268	27.99%
JAN-MAR	1,860	279	-	279	526	-46.96%
APR-JUN	1,190	200	105	305	351	-13.11%
TOTALS	\$ 7,935	\$ 1,212	\$ 210	\$ 1,422	\$ 1,374	3.49%

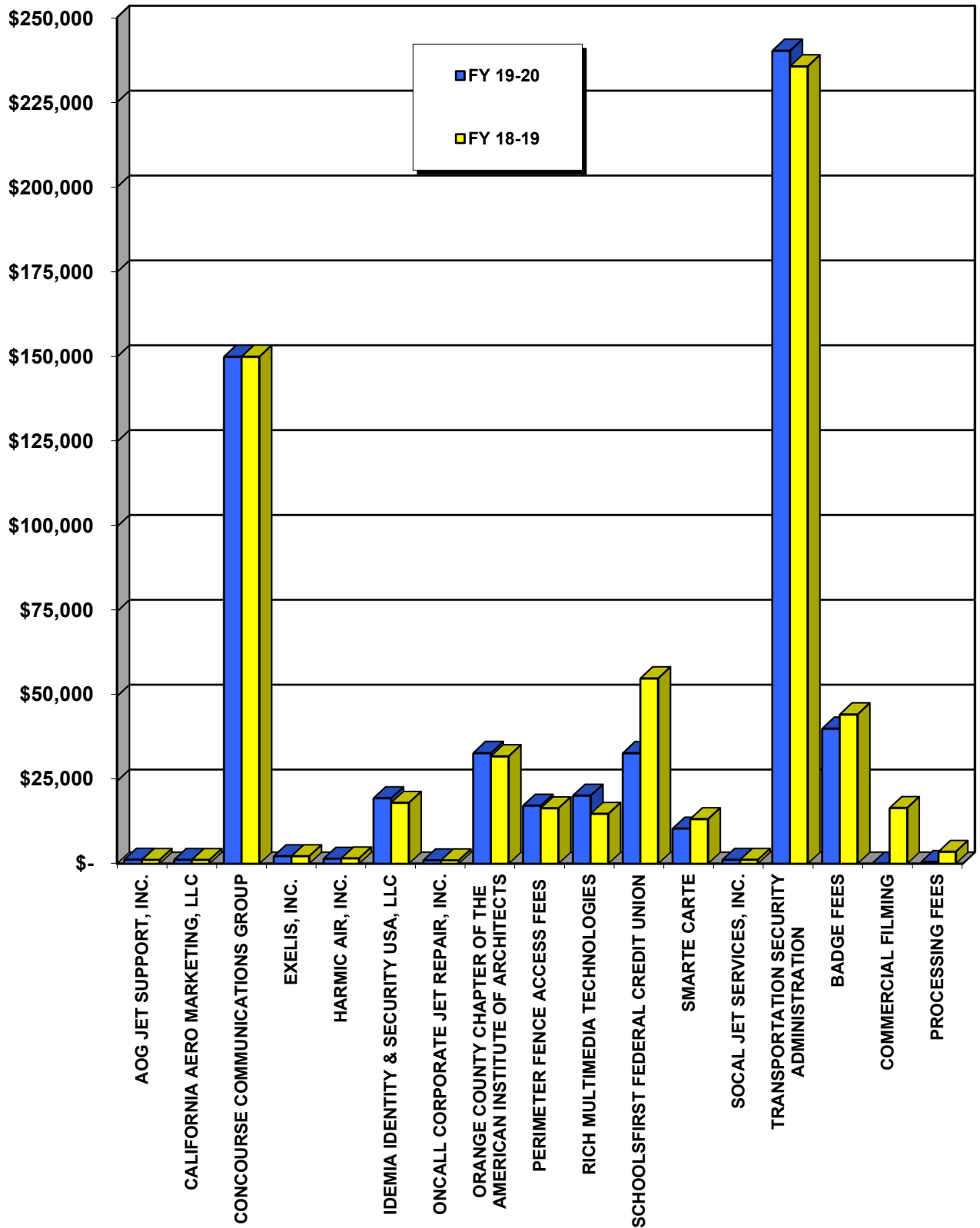
NOTE:

a - License effective July 17, 2018.

MISCELLANEOUS



MISCELLANEOUS SUMMARY



MISCELLANEOUS REVENUE SUMMARY FOR FY 2019-2020

REVENUE TYPE, LESSEE OR LICENSEE	LATE / PENALTY		TOTAL 19-20	TOTAL 18-19	% CHANGE
	REVENUE	FEES	REVENUE	REVENUE	
AOG JET SUPPORT, INC.	\$ 1,000	\$ 195	\$ 1,195	\$ 1,134	5.38%
CALIFORNIA AERO MARKETING, LLC	1,000	145	1,145	1,119	2.32%
CONCOURSE COMMUNICATIONS GROUP	150,000	-	150,000	150,000	0.00%
EXELIS, INC.	2,256	-	2,256	2,256	0.00%
HARMIC AIR, INC.	1,500	-	1,500	1,602	-6.37%
IDEMIA IDENTITY & SECURITY USA, LLC	19,844	-	19,844	18,443	7.60%
ONCALL CORPORATE JET REPAIR, INC.	1,000	-	1,000	1,000	0.00%
ORANGE COUNTY CHAPTER OF THE AMERICAN INSTITUTE OF ARCHITECTS	33,240	-	33,240	32,269	3.01%
PERIMETER FENCE ACCESS FEES	17,275	322	17,597	16,799	4.75%
RICH MULTIMEDIA TECHNOLOGIES	15,200	5,426	20,626	15,106	36.54%
SCHOOLSFIRST FEDERAL CREDIT UNION	32,829	371	33,200	55,229	-39.89%
SMARTE CARTE	10,637	-	10,637	13,504	-21.23%
SOCAL JET SERVICES, INC.	1,000	162	1,162	1,162	0.00%
TRANSPORTATION SECURITY ADMINISTRATION	240,153	-	240,153	235,548	1.96%
BADGE FEES (a)	40,433	-	40,433	44,611	-9.37%
COMMERCIAL FILMING (a)	-	-	-	16,881	-100.00%
PROCESSING FEES (a),(b)	520	-	520	3,580	-85.47%
TOTALS	\$ 567,887	\$ 6,621	\$ 574,508	\$ 610,243	-5.86%

NOTE:

a - Individual schedules not included in this report.

b - Processing Fees are charged for staff time expended on contracts and agreements initiated by tenants and other second parties.

AOG JET SUPPORT, INC.
MECHANIC LICENSE
 UPON WRITTEN NOTICE

	QUARTERLY RENT	LATE / PENALTY FEES	19-20 TOTAL REVENUE	18-19 TOTAL REVENUE	% CHANGE
JUL-SEP	\$ 250	\$ 134	\$ 384	\$ 250	53.60%
OCT-DEC	250	61	311	250	24.40%
JAN-MAR	250	-	250	384	-34.90%
APR-JUN	250	-	250	250	0.00%
TOTALS	\$ 1,000	\$ 195	\$ 1,195	\$ 1,134	5.38%

CALIFORNIA AERO MARKETING, LLC
MECHANIC LICENSE
 UPON WRITTEN NOTICE

	QUARTERLY RENT		LATE / PENALTY FEES		19-20 TOTAL REVENUE		18-19 TOTAL REVENUE		% CHANGE
JUL-SEP	\$	250	\$	-	\$	250	\$	250	0.00%
OCT-DEC		250		61		311		250	24.40%
JAN-MAR		250		-		250		250	0.00%
APR-JUN		250		84		334		369	-9.49%
TOTALS	\$	1,000	\$	145	\$	1,145	\$	1,119	2.32%

CONCOURSE COMMUNICATIONS GROUP
WIRELESS PUBLIC INTERNET ACCESS AGREEMENT

AGREEMENT EXPIRES 07/31/2021

	MONTHLY RENT (b)	LATE / PENALTY FEES	19-20 MONTHLY REVENUE	18-19 MONTHLY REVENUE	% CHANGE
JULY	\$ 12,500	\$ -	\$ 12,500	\$ 12,500	0.00%
AUGUST	12,500	-	12,500	12,500	0.00%
SEPTEMBER	12,500	-	12,500	12,500	0.00%
OCTOBER	12,500	-	12,500	12,500	0.00%
NOVEMBER	12,500	-	12,500	12,500	0.00%
DECEMBER	12,500	-	12,500	12,500	0.00%
JANUARY	12,500	-	12,500	12,500	0.00%
FEBRUARY	12,500	-	12,500	12,500	0.00%
MARCH	12,500	-	12,500	12,500	0.00%
APRIL	12,500	-	12,500	12,500	0.00%
MAY	12,500	-	12,500	12,500	0.00%
JUNE	12,500	-	12,500	12,500	0.00%
TOTALS	\$ 150,000	\$ -	\$ 150,000	\$ 150,000	0.00%

NOTE:

a - Agreement effective August 1, 2014.

b - Annual rent is \$150,000; monthly payment of \$12,500.

EXELIS, INC.
GROUND LICENSE
EXPIRES 07/14/2028

	MONTHLY RENT	LATE / PENALTY FEES	19-20 MONTHLY REVENUE	18-19 MONTHLY REVENUE	% CHANGE
JULY	\$ 188	\$ -	\$ 188	\$ 188	0.00%
AUGUST	188	-	188	188	0.00%
SEPTEMBER	188	-	188	188	0.00%
OCTOBER	188	-	188	188	0.00%
NOVEMBER	188	-	188	188	0.00%
DECEMBER	188	-	188	188	0.00%
JANUARY	188	-	188	188	0.00%
FEBRUARY	188	-	188	188	0.00%
MARCH	188	-	188	188	0.00%
APRIL	188	-	188	188	0.00%
MAY	188	-	188	188	0.00%
JUNE	188	-	188	188	0.00%
TOTALS	\$ 2,256	\$ -	\$ 2,256	\$ 2,256	0.00%

HARMIC AIR, INC.
LICENSE AGREEMENT - TIEDOWN RELATED SERVICES
 UPON WRITTEN NOTICE

	MONTHLY GROSS RECEIPTS	MINIMUM RENT OR 8% GROSS (a)	LATE / PENALTY FEES	19-20 MONTHLY REVENUE	18-19 MONTHLY REVENUE	% CHANGE
JULY	\$ 1,350	\$ 125	\$ -	\$ 125	\$ 125	0.00%
AUGUST	1,350	125	-	125	125	0.00%
SEPTEMBER	1,350	125	-	125	125	0.00%
OCTOBER	1,350	125	-	125	125	0.00%
NOVEMBER	1,350	125	-	125	227	-44.93%
DECEMBER	1,350	125	-	125	125	0.00%
JANUARY	1,350	125	-	125	125	0.00%
FEBRUARY	1,350	125	-	125	125	0.00%
MARCH	1,350	125	-	125	125	0.00%
APRIL	1,350	125	-	125	125	0.00%
MAY	1,350	125	-	125	125	0.00%
JUNE	1,350	125	-	125	125	0.00%
TOTALS	\$ 16,200	\$ 1,500	\$ -	\$ 1,500	\$ 1,602	-6.37%

NOTE:

a - Greater of monthly minimum of \$125 or 8% of monthly gross receipts.

IDEMIA IDENTITY & SECURITY USA, LLC
LICENSE
UPON WRITTEN NOTICE

	MONTHLY RENT (b)	LATE / PENALTY FEES	19-20 MONTHLY REVENUE	18-19 MONTHLY REVENUE	% CHANGE
JULY	\$ 1,646	\$ -	\$ 1,646	\$ 1,527	7.79%
AUGUST	1,646	-	1,646	1,527	7.79%
SEPTEMBER	1,646	-	1,646	1,527	7.79%
OCTOBER	1,646	-	1,646	1,527	7.79%
NOVEMBER	1,646	-	1,646	1,527	7.79%
DECEMBER	1,646	-	1,646	1,527	7.79%
JANUARY	1,646	-	1,646	1,527	7.79%
FEBRUARY	1,646	-	1,646	1,527	7.79%
MARCH	1,646	-	1,646	1,527	7.79%
APRIL	1,646	-	1,646	1,527	7.79%
MAY	1,646	-	1,646	1,527	7.79%
JUNE	1,738	-	1,738	1,646	5.59%
TOTALS	\$ 19,844	\$ -	\$ 19,844	\$ 18,443	7.60%

NOTE:

a - License effective April 10, 2014. Effective January 1, 2018, name changed from MorphoTrust USA, LLC to Idemia Identity & Security USA, LLC.

b - Effective June 1, 2020, monthly rent increased from \$1,646 to \$1,738.

ONCALL CORPORATE JET REPAIR, INC.
MECHANIC LICENSE
 UPON WRITTEN NOTICE

	QUARTERLY RENT	LATE / PENALTY FEES	19-20 TOTAL REVENUE	18-19 TOTAL REVENUE	% CHANGE
JUL-SEP	\$ 250	\$ -	\$ 250	\$ 250	0.00%
OCT-DEC	250	-	250	250	0.00%
JAN-MAR	250	-	250	250	0.00%
APR-JUN	250	-	250	250	0.00%
TOTALS	\$ 1,000	\$ -	\$ 1,000	\$ 1,000	0.00%

**ORANGE COUNTY CHAPTER OF THE AMERICAN INSTITUTE OF
ARCHITECTS, A CALIFORNIA CORPORATION**

LEASE EXPIRES 07/14/2027

	MONTHLY RENT (b)	LATE / PENALTY FEES	19-20 MONTHLY REVENUE	18-19 MONTHLY REVENUE	% CHANGE
JULY	\$ 2,693	\$ -	\$ 2,693	\$ 2,646	1.78%
AUGUST	2,777	-	2,777	2,693	3.12%
SEPTEMBER	2,777	-	2,777	2,693	3.12%
OCTOBER	2,777	-	2,777	2,693	3.12%
NOVEMBER	2,777	-	2,777	2,693	3.12%
DECEMBER	2,777	-	2,777	2,693	3.12%
JANUARY	2,777	-	2,777	2,693	3.12%
FEBRUARY	2,777	-	2,777	2,693	3.12%
MARCH	2,777	-	2,777	2,693	3.12%
APRIL	2,777	-	2,777	2,693	3.12%
MAY	2,777	-	2,777	2,693	3.12%
JUNE	2,777	-	2,777	2,693	3.12%
TOTALS	\$ 33,240	\$ -	\$ 33,240	\$ 32,269	3.01%

NOTE:

a - Lease effective July 15, 2017.

b - Effective August 1, 2019, monthly rent increased from \$2,693 to \$2,777.

VARIOUS (a)

PERIMETER FENCE ACCESS FEES

MONTH TO MONTH

LESSEE	18-19		19-20		% CHANGE
	TOTAL REVENUE	LATE / PENALTY FEES	TOTAL REVENUE	TOTAL REVENUE	
Alaska Airlines	\$ 3,455	\$ 104	\$ 3,559	\$ 3,339	6.59%
American Airlines	3,455	-	3,455	3,339	3.47%
Delta Airlines	3,455	218	3,673	3,339	10.00%
Southwest Airlines	3,455	-	3,455	3,443	0.35%
United Airlines	3,455	-	3,455	3,339	3.47%
TOTALS	\$ 17,275	\$ 322	\$ 17,597	\$ 16,799	4.75%

NOTE:

a - Effective March 2020, monthly access fee increased from \$284.88 to \$294.09.

MA 280-15010141 (a)
PM1121-0500-0039 (b)

RICH MULTIMEDIA TECHNOLOGIES
CONTRACT AGREEMENT - PUBLIC PHONE CONCESSION

LEASE EXPIRES 05/31/2025

	MONTHLY GROSS RECEIPTS	MINIMUM RENT OR % GROSS (c)	LATE / PENALTY FEES	19-20 MONTHLY REVENUE	18-19 MONTHLY REVENUE	% CHANGE
JULY	\$ -	\$ 1,200	\$ 118	\$ 1,318	\$ 1,200	9.83%
AUGUST	-	1,200	-	1,200	1,316	-8.81%
SEPTEMBER	-	1,200	-	1,200	1,200	0.00%
OCTOBER	-	1,200	-	1,200	1,318	-8.95%
NOVEMBER	-	1,200	-	1,200	1,200	0.00%
DECEMBER	-	1,200	-	1,200	1,318	-8.95%
JANUARY	-	1,200	-	1,200	1,318	-8.95%
FEBRUARY	-	1,200	-	1,200	1,200	0.00%
MARCH	-	1,200	5,000	6,200	1,436	331.75%
APRIL	-	1,200	-	1,200	1,200	0.00%
MAY	-	1,200	-	1,200	1,200	0.00%
JUNE	-	2,000	308	2,308	1,200	92.33%
TOTALS	\$ -	\$ 15,200	\$ 5,426	\$ 20,626	\$ 15,106	36.54%

NOTE:

a - Agreement effective June 3, 2015 and expired May 31, 2020.

b - Agreement effective June 1, 2020.

c - Greater of monthly minimum of \$1,200 or 20% of gross receipts through May 31, 2020.

Effective June 1, 2020, greater of monthly minimum of \$2,000 or 25% of gross receipts.

SCHOOLSFIRST FEDERAL CREDIT UNION
AUTOMATED TELLER MACHINE
MONTH TO MONTH

	TOTAL NUMBER OF TRANSACTIONS	REVENUE TO COUNTY (a)	LATE / PENALTY FEES	19-20 MONTHLY REVENUE	18-19 MONTHLY REVENUE	% CHANGE
JULY	1,680	\$ 4,150	\$ -	\$ 4,150	\$ 5,476	-24.21%
AUGUST	1,663	4,108	-	4,108	5,311	-22.65%
SEPTEMBER	1,636	4,041	-	4,041	4,710	-14.20%
OCTOBER	1,600	3,952	-	3,952	5,056	-21.84%
NOVEMBER	1,435	3,544	-	3,544	4,532	-21.80%
DECEMBER	1,514	3,740	-	3,740	4,021	-6.99%
JANUARY	1,356	3,349	-	3,349	4,219	-20.62%
FEBRUARY	1,242	3,068	-	3,068	4,162	-26.29%
MARCH	585	1,445	-	1,445	4,641	-68.86%
APRIL	88	217	146	363	4,382	-91.72%
MAY	168	415	122	537	4,416	-87.84%
JUNE	324	800	103	903	4,303	-79.01%
TOTALS	13,291	\$ 32,829	\$ 371	\$ 33,200	\$ 55,229	-39.89%

NOTE:

a - Effective April 2018, fee is \$2.47 per transaction.

SMARTE CARTE
OPERATING AGREEMENT - LUGGAGE CART
 AGREEMENT EXPIRES 12/31/2021

	MONTHLY GROSS RECEIPTS	MONTHLY REVENUE % GROSS (b)	LATE / PENALTY FEES	19-20 MONTHLY REVENUE	18-19 MONTHLY REVENUE	% CHANGE
JULY	\$ 19,675	\$ 967	\$ -	\$ 967	\$ 1,324	-26.96%
AUGUST	21,619	967	-	967	1,345	-28.10%
SEPTEMBER	16,456	967	-	967	1,218	-20.61%
OCTOBER	13,565	967	-	967	1,023	-5.47%
NOVEMBER	12,437	967	-	967	950	1.79%
DECEMBER	17,715	967	-	967	1,080	-10.46%
JANUARY	20,008	967	-	967	1,312	-26.30%
FEBRUARY	13,154	967	-	967	1,060	-8.77%
MARCH	9,415	967	-	967	933	3.64%
APRIL	955	967	-	967	890	8.65%
MAY	1,524	967	-	967	1,125	-14.04%
JUNE	4,904	-	-	-	1,244	-100.00%
TOTALS	\$ 151,427	\$ 10,637	\$ -	\$ 10,637	\$ 13,504	-21.23%

NOTE:

a - Agreement effective June 1, 2015.

b - Greater of monthly minimum of \$967 or 6.5% of gross receipts through May 31, 2020.

Effective June 1, 2020, monthly gross receipts \$0 - \$5,000 = 0% commission; monthly gross receipts \$5,001 - \$10,000 = 3% commission; monthly gross receipts \$10,001 or more = 6% commission.

SOCAL JET SERVICES, INC.
MECHANIC LICENSE
 UPON WRITTEN NOTICE

	QUARTERLY RENT		LATE / PENALTY FEES		19-20 TOTAL REVENUE		18-19 TOTAL REVENUE	% CHANGE
JUL-SEP	\$	250	\$	-	\$	250	\$ 304	-17.76%
OCT-DEC		250		54		304	304	0.00%
JAN-MAR		250		-		250	250	0.00%
APR-JUN		250		108		358	304	17.76%
TOTALS	\$	1,000	\$	162	\$	1,162	\$ 1,162	0.00%

PM 1121-360-147 (a)
PM 1121-360-0160 (b)

TRANSPORTATION SECURITY ADMINISTRATION

LEASE EXPIRES 09/30/2023

	MONTHLY RENT (c)	LATE / PENALTY FEES	19-20 MONTHLY REVENUE	18-19 MONTHLY REVENUE	% CHANGE
JULY	\$ 19,289	\$ -	\$ 19,289	\$ 20,649	-6.59%
AUGUST	19,289	-	19,289	20,649	-6.59%
SEPTEMBER	19,289	-	19,289	20,649	-6.59%
OCTOBER	20,254	-	20,254	19,289	5.00%
NOVEMBER	20,254	-	20,254	19,289	5.00%
DECEMBER	20,254	-	20,254	19,289	5.00%
JANUARY	20,254	-	20,254	19,289	5.00%
FEBRUARY	20,254	-	20,254	19,289	5.00%
MARCH	20,254	-	20,254	19,289	5.00%
APRIL	20,254	-	20,254	19,289	5.00%
MAY	20,254	-	20,254	19,289	5.00%
JUNE	20,254	-	20,254	19,289	5.00%
TOTALS	\$ 240,153	\$ -	\$ 240,153	\$ 235,548	1.96%

NOTE:

a - Lease expired September 30, 2018.

b - Lease effective October 1, 2018.

c - Effective October 2019, monthly rent increased from \$19,289 to \$20,254.



**JOHN WAYNE
AIRPORT**
ORANGE COUNTY

3160 Airway Avenue
Costa Mesa, California
92626-4608