

JOHN WAYNE AIRPORT ORANGE COUNTY

REVENUE REPORT FISCAL YEAR 2018-2019





REPORT OVERVIEW

This report summarizes revenue from John Wayne Airport operations for Fiscal Year (FY) 2018-2019. Revenue from operations for FY 2017-2018 is also included for comparative purposes. Operational revenue consists of revenue from commercial and commuter airlines, all cargo air service, parking, general aviation, concessionaires and rental car agencies. Non-operational revenue such as interest income, grant funding, and passenger facility charges is not included.

Operational revenue for FY 2018-2019 increased 4.00% from the prior year. The change is primarily attributable to an increase in revenue from airline related services, commercial airlines, ground transportation, and rental car, partially offset by a decrease in revenue from parking.

This report was prepared on the accrual basis of accounting, unless otherwise noted. Revenue is recognized when earned. The revenue reported is based on actual revenue earned for the fiscal year, whereas the revenue reported in the audited financial statements includes estimates.

TABLE OF CONTENTS



TABLE OF CONTENTS

	Page Number
1. <i>Airport Revenue Summary</i>	
Summary Graph	1-1
Summary Schedule	1-2
2. <i>Advertising</i>	
Summary Graph	2-1
Summary Schedule	2-2
Intersection Holdings, LLC	2-3
Lamar Airport Advertising Co.	2-4
Security Point Media, LLC	2-5
3. <i>Airline Related Services</i>	
Summary Graph	3-1
Summary Schedule	3-2
ABM Janitorial Services	3-3
Aircraft Service International, Inc.	3-4
Airport Terminal Services	3-5
Baggage Express	3-6
Caldwell Transport Company, LLC	3-7
DAL Global Services, LLC	3-8
G2 Secure Staff	3-9
Jett Pro Line Maintenance	3-10
Matrix Aviation Services	3-11
Roadie, Inc.	3-12
SCIS Air Security Corporation	3-13
Sierra Aviation Group	3-14
SNAFuel, Inc.	3-15
US Aviation Services Corp.	3-16
4. <i>All Cargo Air Service</i>	
Summary Graph	4-1
Summary Schedule	4-2
Federal Express Corporation	4-3
United Parcel Service	4-4
5. <i>Commercial Airlines</i>	
Summary Graph	5-1
Summary Schedule	5-2
Alaska Airlines	5-3
American Airlines	5-4
Compass Airlines	5-5
Delta Airlines	5-6
Frontier Airlines	5-7

Horizon Air Industries	5-8
Skywest Airlines (Commercial)	5-9
Southwest Airlines	5-10
United Airlines	5-11
WestJet	5-12
6. Commuter Airlines	
Summary Graph	6-1
Summary Schedule	6-2
Delux Public Charter, LLC dba JetSuiteX Air	6-3
Skywest Airlines	6-4
7. County Hangars and Tiedowns	
Summary Graph	7-1
Summary Schedule	7-2
8. Fixed-Base Operators (FBO)	
Summary Graph	8-1
Summary Schedule	8-2
Aviation Consultants, Inc. dba ACI Jet	8-3
Jay's Aircraft Maintenance	8-4
Martin Aviation, LP	8-5
Newport FBO Two, LLC dba Atlantic Aviation	8-6
9. Food and Beverage	
Summary Graph	9-1
Summary Schedule	9-2
Ana M Rodriguez dba Rodriguez Catering	9-3
Asfour Family Corporation dba Subway	9-4
CKE Restaurants, Inc. dba Carl's Jr.	9-5
Hojeij Branded Foods, LLC	9-6
Host International, Inc.	9-7
McDonald's USA, LLC	9-8
10. Gifts, News, Sundries, and Specialty	
Summary Graph	10-1
Summary Schedule	10-2
John Wayne NG-AC JV dba Hudson Group	10-3
Paradies - OC, LLC	10-4
XpresSpa John Wayne Airport, LLC	10-5
11. Golf Course	
Summary Graph	11-1
Newport Beach Golf Course, LLC	11-2

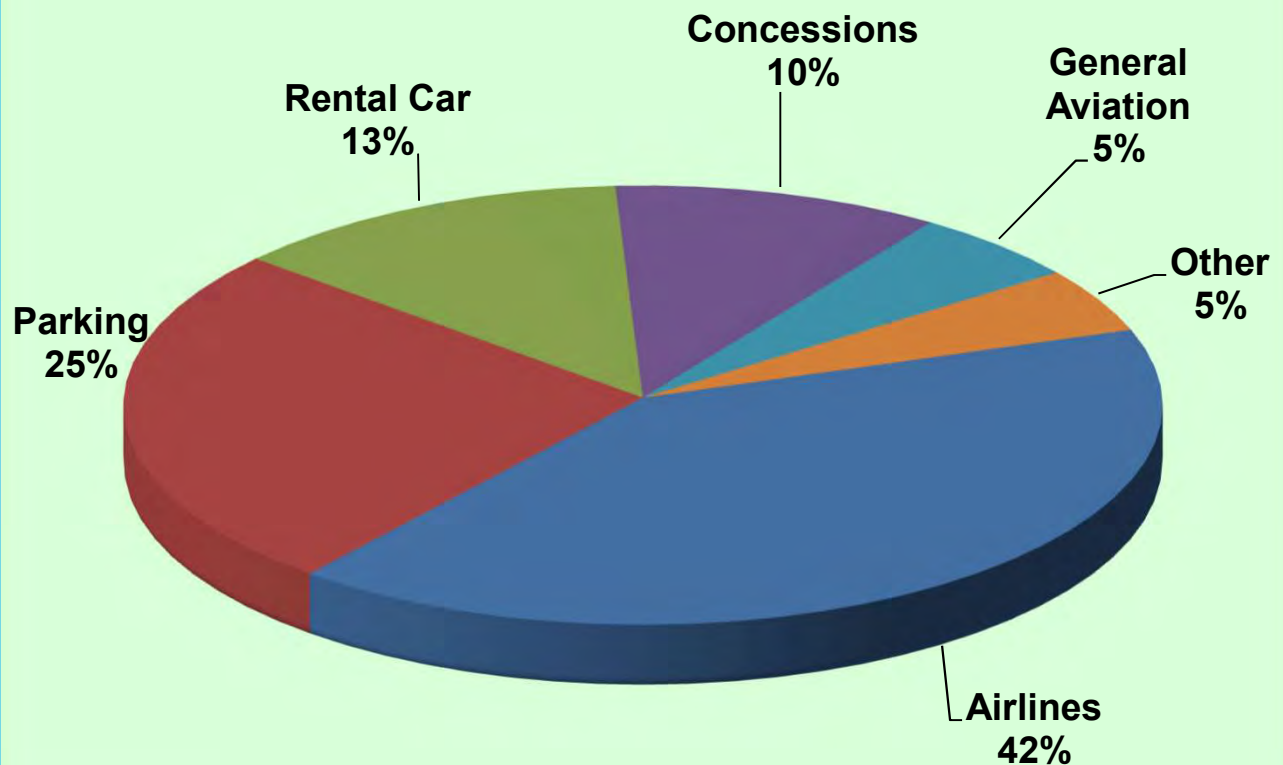
12. Ground Transportation	
Summary Graph	12-1
Summary Schedule	12-2
John Wayne Airport Yellow Cab	12-3
Pacific Coast Sightseeing Tours and Charters, Inc. dba Coach USA	12-4
Shuttle/Commercial Vehicle Operators	12-5
Transportation Network Company (TNC) Operators	12-6
13. Hangars	
Summary Graph	13-1
Summary Schedule	13-2
Aviation Consultants, Inc. dba ACI Jet	13-3
Executive Hangars	13-4
McHone South Coast Associates	13-5
14. In-Flight Food Service	
Summary Graph	14-1
Sky Chefs, Inc.	14-2
15. Parking	
Summary Graph	15-1
Summary Schedule	15-2
Parking Facilities Operation (LAZ Parking California, LLC)	15-3
Valet Parking (LAZ Parking California, LLC)	15-4
16. Rental Car Concessions	
<i>On-Airport:</i>	
Summary Graph	16-1
Summary Schedule	16-2
Advantage OPCO, LLC dba Advantage Rent A Car	16-3
Avis Rent A Car System, LLC	16-4
Budget Rent A Car System, Inc.	16-5
Enterprise Rent-A-Car Company of Los Angeles, LLC dba Alamo Rent A Car and National Car Rental	16-6
Enterprise Rent-A-Car Company of Los Angeles, LLC dba Enterprise Rent-A-Car	16-7
The Hertz Corporation	16-8
<i>Off-Airport:</i>	
Summary Graph	16-9
Summary Schedule	16-10
3MP Enterprise, Inc. dba U-Save Car & Truck Rental	16-11
AE Car Rental dba American Eagle Car Rental	16-12
Airport Van Rental, Inc.	16-13
Allied Rent A Car, Inc.	16-14
DTG Operations, Inc. dba Thrifty Car Rental	16-15
Fox Rent-A-Car, Inc.	16-16

Gitibin & Associates, Inc. dba Go Rentals	16-17
Los Angeles Van Rentals, Inc. dba Orange County Van Rental	16-18
Midway Car Rental	16-19
OC Pacific Enterprise, Inc. dba Stop Then Go Rent A Car	16-20
Sasha Management, Inc. dba SNA Auto Rental	16-21
Silvercar, Inc.	16-22
Socal Van Rental, Inc. dba United Van Rentals	16-23
UR Enterprises, Inc. dba United Auto Rental, Inc.	16-24
Vast National, Inc. dba Deanza Car Rental/Nu Car	16-25
 17. <i>Wash and Wax</i>	
Summary Graph	17-1
Summary Schedule	17-2
Advanced Detail	17-3
American Aircraft Maintenance, Inc.	17-4
Boom Aviation, Inc.	17-5
EZML, Inc. dba Newport Wash & Detail	17-6
Immaculate Flight, LLC	17-7
Martin Aviation	17-8
Red Carpet Aviation, LLC	17-9
 18. <i>Miscellaneous</i>	
Summary Graph	18-1
Summary Schedule	18-2
AOG Jet Support, Inc.	18-3
California Aero Marketing, LLC	18-4
Concourse Communications Group	18-5
Exelis, Inc.	18-6
Harmic Air, Inc.	18-7
Idemia Identity & Security USA, LLC	18-8
Oncall Corporate Jet Repair, Inc.	18-9
Orange County Chapter of the American Institute of Architects, A California Corporation	18-10
Perimeter Fence Access Fees	18-11
Rich Multimedia Technologies	18-12
SchoolsFirst Federal Credit Union	18-13
Smarte Carte	18-14
Socal Jet Services, Inc.	18-15
Transportation Security Administration	18-16

AIRPORT REVENUE SUMMARY



FY 2018-2019 Revenue





REVENUE SUMMARY FOR FY 2018-2019

CATEGORY	2018-2019 REVENUE (a)	2017-2018 REVENUE (b)	% CHANGE
ADVERTISING	\$ 1,415,299	\$ 1,626,809	-13.00%
AIRLINE RELATED SERVICES	1,370,737	1,092,713	25.44%
ALL CARGO AIR SERVICE	875,205	837,194	4.54%
COMMERCIAL AIRLINES	55,822,022	53,415,628	4.51%
COMMUTER AIRLINES	300,269	53,299	463.37%
COUNTY HANGARS & TIEDOWNS	626,907	634,436	-1.19%
FIXED-BASE OPERATORS	5,225,088	4,984,012	4.84%
FOOD AND BEVERAGE	6,992,176	6,749,276	3.60%
GIFTS, NEWS, SUNDRIES, & SPECIALTY	3,339,385	3,327,380	0.36%
GOLF COURSE	213,883	206,967	3.34%
GROUND TRANSPORTATION	5,892,888	3,060,616	92.54%
HANGARS	1,454,999	1,412,990	2.97%
IN-FLIGHT FOOD SERVICE	523,866	473,583	10.62%
PARKING	34,986,959	36,370,801	-3.80%
RENTAL CAR - ON AIRPORT	16,456,647	16,142,326	1.95%
RENTAL CAR - OFF AIRPORT	738,269	611,243	20.78%
WASH AND WAX	128,967	97,160	32.74%
MISCELLANEOUS	610,243	603,035	1.20%
TOTALS	\$ 136,973,809	\$ 131,699,468	4.00%

NOTE:

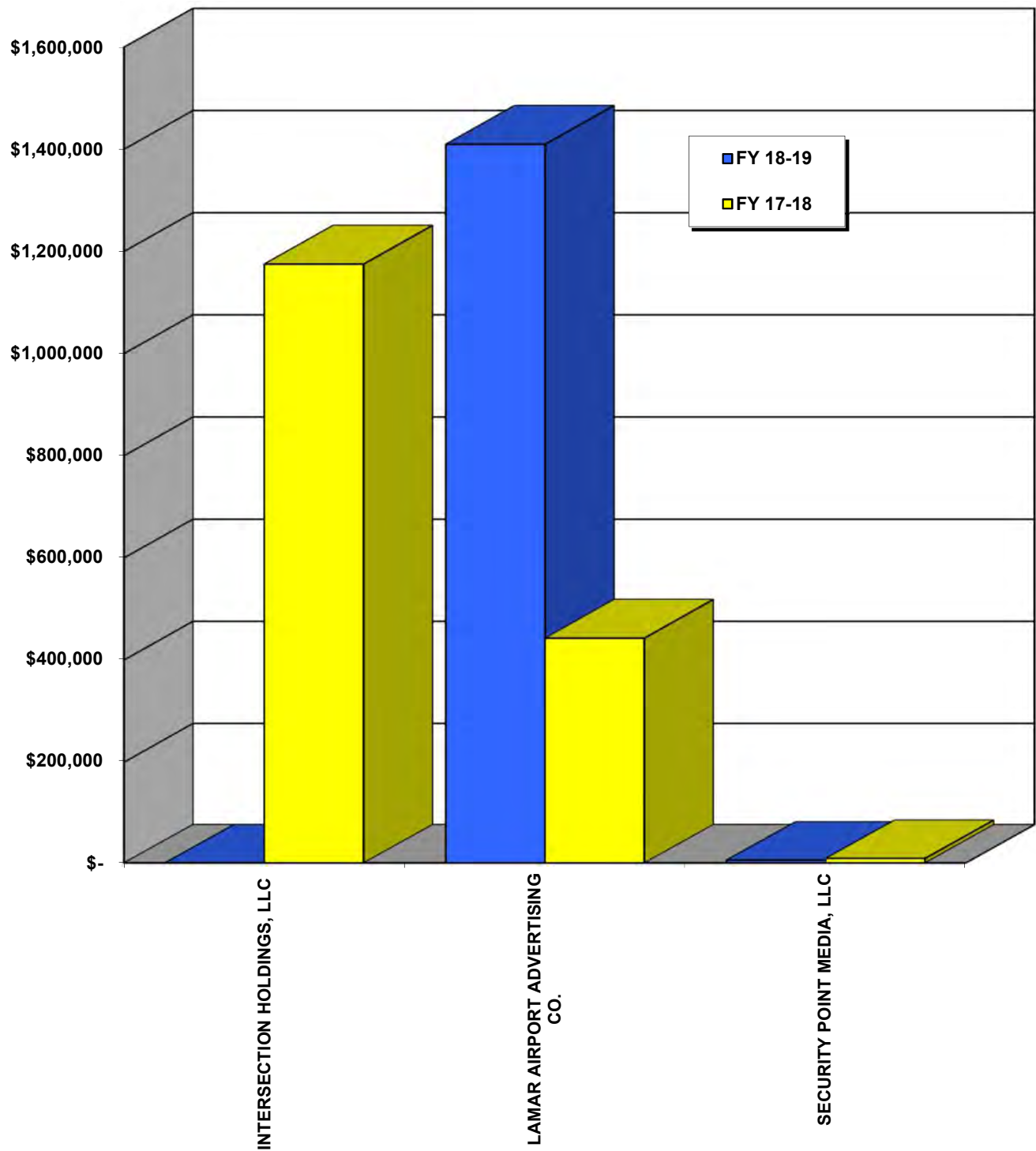
a - The revenue reported is based on actual revenue earned for the fiscal year, whereas the revenue reported in the audited financial statements includes estimates.

b - Includes adjustments to revenues reported in the 2017-2018 Revenue Report. See pages 2-4, 3-6, 3-11, 10-3, 16-7, and 17-7 for additional information.

ADVERTISING



ADVERTISING SUMMARY



ADVERTISING SUMMARY FOR FY 2018-2019

LICENSEE/LESSEE	LATE / PENALTY		18-19 TOTAL	17-18 TOTAL	% CHANGE
	REVENUE	FEES	REVENUE	REVENUE	
INTERSECTION HOLDINGS, LLC	\$ -	\$ -	\$ -	\$ 1,175,182	-100.00%
LAMAR AIRPORT ADVERTISING CO. (a)	1,409,848	-	1,409,848	442,743	218.43%
SECURITY POINT MEDIA, LLC	5,451	-	5,451	8,884	-38.64%
TOTALS	\$ 1,415,299	\$ -	\$ 1,415,299	\$ 1,626,809	-13.00%

NOTE:

a - Includes an adjustment to decrease revenue reported in the 2017-2018 Revenue Report.

INTERSECTION HOLDINGS, LLC
ADVERTISING LEASE
LEASE TERMINATED 02/28/2018

	STATIC GROSS RECEIPTS	DIGITAL GROSS RECEIPTS	TOTAL MONTHLY GROSS RECEIPTS	MINIMUM RENT OR % GROSS (c)	LATE / PENALTY FEES
JULY	\$ -	\$ -	\$ -	\$ -	\$ -
AUGUST	-	-	-	-	-
SEPTEMBER	-	-	-	-	-
OCTOBER	-	-	-	-	-
NOVEMBER	-	-	-	-	-
DECEMBER	-	-	-	-	-
JANUARY	-	-	-	-	-
FEBRUARY	-	-	-	-	-
MARCH	-	-	-	-	-
APRIL	-	-	-	-	-
MAY	-	-	-	-	-
JUNE	-	-	-	-	-
TOTALS	\$ -	\$ -	\$ -	\$ -	\$ -

	18-19 MONTHLY REVENUE	17-18 MONTHLY REVENUE	% CHANGE
JULY	\$ -	\$ 103,686	-100.00%
AUGUST	-	116,287	-100.00%
SEPTEMBER	-	179,455	-100.00%
OCTOBER	-	224,135	-100.00%
NOVEMBER	-	204,454	-100.00%
DECEMBER	-	155,991	-100.00%
JANUARY	-	86,061	-100.00%
FEBRUARY	-	104,052	-100.00%
MARCH	-	-	N/A
APRIL	-	1,061	-100.00%
MAY	-	-	N/A
JUNE	-	-	N/A
TOTALS	\$ -	\$ 1,175,182	-100.00%

NOTE:

- a - Lease was executed on October 16, 2012, and the Date of Beneficial Occupancy was January 14, 2013.
b - Lease terminated February 28, 2018.
c - Effective February 1, 2017, greater of minimum annual guarantee of \$1,432,332 or 65% of static advertising and 55% of digital advertising.

ADVERTISING LEASE

LEASE EXPIRES 02/28/2028

	ADVERTISING DISPLAYS GROSS RECEIPTS	MINIMUM RENT OR % GROSS (b),(c)	LATE / PENALTY FEES	18-19 MONTHLY REVENUE	17-18 MONTHLY REVENUE (d)	% CHANGE
JULY	\$ 254,478	\$ 116,667	\$ -	\$ 116,667	\$ -	N/A
AUGUST	193,113	116,667	-	116,667	-	N/A
SEPTEMBER	120,403	116,667	-	116,667	-	N/A
OCTOBER	172,903	116,667	-	116,667	-	N/A
NOVEMBER	200,903	116,667	-	116,667	-	N/A
DECEMBER	228,669	116,667	-	116,667	-	N/A
JANUARY	167,038	116,667	-	116,667	-	N/A
FEBRUARY	132,083	116,667	-	116,667	-	N/A
MARCH	136,950	119,128	-	119,128	38,174	212.07%
APRIL	157,450	119,128	-	119,128	68,117	74.89%
MAY	184,450	119,128	-	119,128	160,425	-25.74%
JUNE	211,416	119,128	-	119,128	176,027	-32.32%
TOTALS	\$ 2,159,856	\$ 1,409,848	\$ -	\$ 1,409,848	\$ 442,743	218.43%

NOTE:

a - Lease effective March 1, 2018.

b - Effective March 1, 2018, greater of minimum annual guarantee of \$1,400,000 or 60% of gross receipts.

c - Effective March 1, 2019, greater of minimum annual guarantee of \$1,429,540 or 60% of gross receipts.

d - Includes an adjustment to decrease revenue reported in the 2017-2018 Revenue Report.

SECURITY POINT MEDIA, LLC
ADVERTISING LICENSE
 UPON WRITTEN NOTICE

	MONTHLY GROSS RECEIPTS	MINIMUM RENT OR 20% GROSS (b)	LATE / PENALTY FEES	18-19 MONTHLY REVENUE	17-18 MONTHLY REVENUE	% CHANGE
JULY	\$ -	\$ -	\$ -	\$ -	\$ 500	-100.00%
AUGUST	-	-	-	-	618	-100.00%
SEPTEMBER	-	-	-	-	500	-100.00%
OCTOBER	9,084	1,817	-	1,817	-	N/A
NOVEMBER	9,084	1,817	-	1,817	-	N/A
DECEMBER	9,084	1,817	-	1,817	-	N/A
JANUARY	-	-	-	-	-	N/A
FEBRUARY	-	-	-	-	2,422	-100.00%
MARCH	-	-	-	-	2,422	-100.00%
APRIL	-	-	-	-	2,422	-100.00%
MAY	-	-	-	-	-	N/A
JUNE	-	-	-	-	-	N/A
TOTALS	\$ 27,252	\$ 5,451	\$ -	\$ 5,451	\$ 8,884	-38.64%

NOTE:

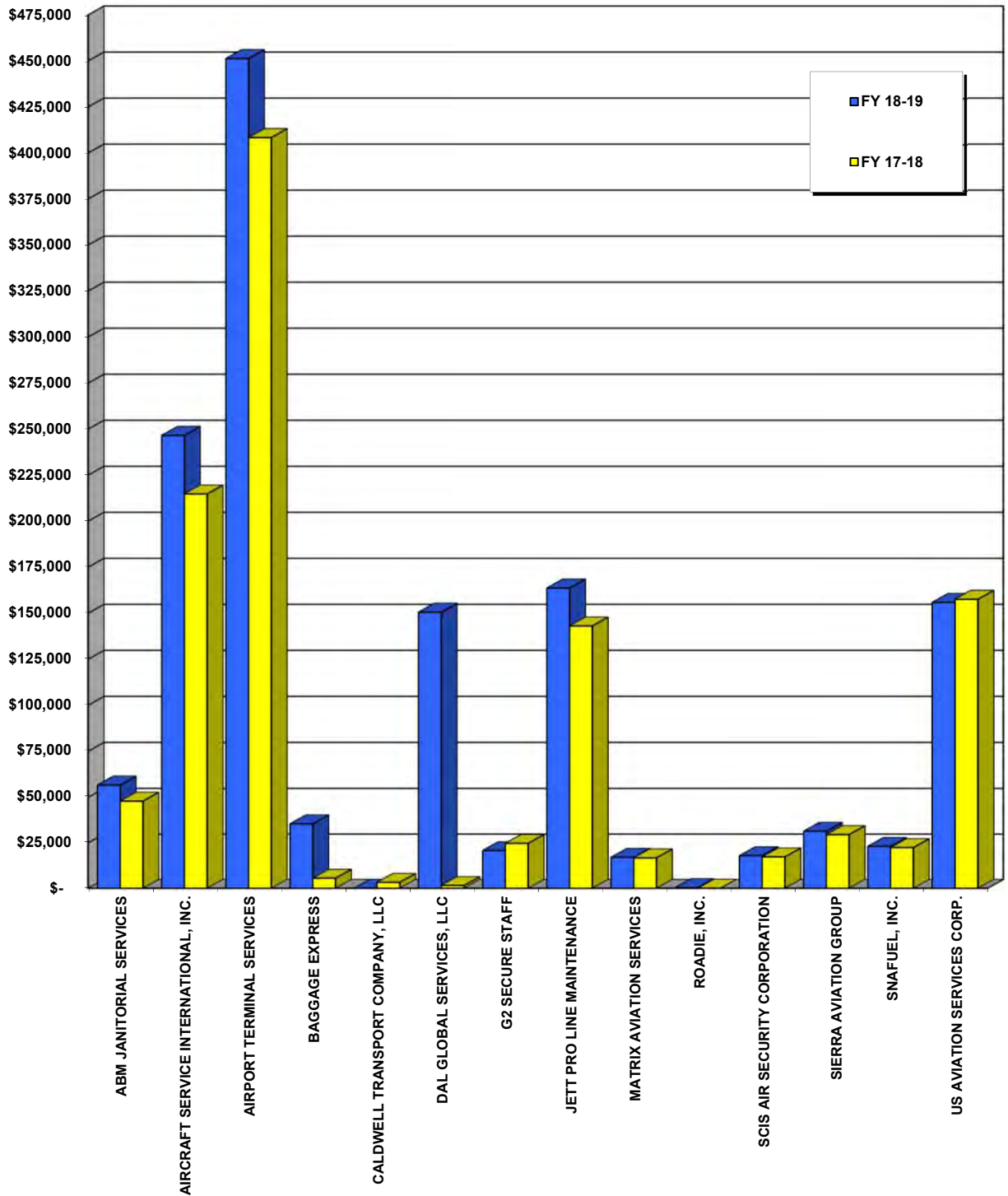
a - Lease effective October 1, 2015.

b - Greater of minimum annual guarantee of \$6,000 or 20% of gross receipts.

AIRLINE RELATED SERVICES



AIRLINE RELATED SERVICES SUMMARY



AIRLINE RELATED SERVICES SUMMARY FOR FY 2018-2019

LICENSEE/LESSEE	LATE / PENALTY		18-19	17-18	% CHANGE
	REVENUE	FEES	TOTAL REVENUE	TOTAL REVENUE	
ABM JANITORIAL SERVICES	\$ 55,114	\$ 1,539	\$ 56,653	\$ 47,926	18.21%
AIRCRAFT SERVICE INTERNATIONAL, INC.	244,683	1,909	246,592	214,775	14.81%
AIRPORT TERMINAL SERVICES	447,417	3,873	451,290	408,386	10.51%
BAGGAGE EXPRESS (a)	33,765	1,701	35,466	5,546	539.49%
CALDWELL TRANSPORT COMPANY, LLC	-	-	-	3,271	-100.00%
DAL GLOBAL SERVICES, LLC	150,117	458	150,575	1,500	9938.33%
G2 SECURE STAFF	19,504	1,251	20,755	24,710	-16.01%
JETT PRO LINE MAINTENANCE	157,319	6,351	163,670	143,081	14.39%
MATRIX AVIATION SERVICES (b)	15,704	1,331	17,035	16,759	1.65%
ROADIE, INC.	379	-	379	-	N/A
SCIS AIR SECURITY CORPORATION	17,928	-	17,928	17,263	3.85%
SIERRA AVIATION GROUP	31,176	250	31,426	29,534	6.41%
SNAFUEL, INC.	22,923	156	23,079	22,388	3.09%
US AVIATION SERVICES CORP.	155,291	598	155,889	157,574	-1.07%
TOTALS	\$ 1,351,320	\$ 19,417	\$ 1,370,737	\$ 1,092,713	25.44%

NOTE:

a - Includes auditor adjustments to increase revenue reported in the 2017-2018 Revenue Report.

b - Includes auditor adjustments to decrease revenue reported in the 2017-2018 Revenue Report.

ABM JANITORIAL SERVICES
LICENSE AGREEMENT - AIRLINE RELATED SERVICES
 UPON WRITTEN NOTICE

	MONTHLY GROSS RECEIPTS	MINIMUM RENT OR % GROSS (a)	LATE / PENALTY FEES	18-19 MONTHLY REVENUE	17-18 MONTHLY REVENUE	% CHANGE
JULY	\$ 27,960	\$ 4,194	\$ 163	\$ 4,357	\$ 4,129	5.52%
AUGUST	28,298	4,245	161	4,406	4,320	1.99%
SEPTEMBER	27,058	4,059	-	4,059	4,191	-3.15%
OCTOBER	28,185	4,228	226	4,454	4,274	4.21%
NOVEMBER	27,058	4,059	161	4,220	3,117	35.39%
DECEMBER	27,622	4,143	163	4,306	3,184	35.24%
JANUARY	31,980	4,797	161	4,958	4,224	17.38%
FEBRUARY	31,365	4,705	162	4,867	3,653	33.23%
MARCH	35,321	5,298	-	5,298	4,176	26.87%
APRIL	33,908	5,086	-	5,086	4,371	16.36%
MAY	34,897	5,235	342	5,577	4,228	31.91%
JUNE	33,766	5,065	-	5,065	4,059	24.78%
TOTALS	\$ 367,418	\$ 55,114	\$ 1,539	\$ 56,653	\$ 47,926	18.21%

NOTE:

a - Greater of monthly minimum of \$125 or 15% of monthly aircraft interior cleaning services gross receipts.

AIRCRAFT SERVICE INTERNATIONAL, INC.
LICENSE AGREEMENT - AIRLINE RELATED SERVICES

UPON WRITTEN NOTICE

	MONTHLY GROSS RECEIPTS	MINIMUM RENT OR % GROSS (b)	TEMPORARY OFFICE RENT (c)	LATE / PENALTY FEES	18-19 MONTHLY REVENUE	17-18 MONTHLY REVENUE	% CHANGE
JULY	\$ 184,161	\$ 18,416	\$ 1,541	\$ -	\$ 19,957	\$ 16,133	23.70%
AUGUST	181,596	18,160	1,541	380	20,081	16,582	21.10%
SEPTEMBER	189,317	18,932	1,541	-	20,473	16,504	24.05%
OCTOBER	181,497	18,150	1,541	-	19,691	17,360	13.43%
NOVEMBER	184,786	18,479	1,541	384	20,404	17,059	19.61%
DECEMBER	190,708	19,071	1,541	-	20,612	17,974	14.68%
JANUARY	186,691	18,669	1,541	123	20,333	16,330	24.51%
FEBRUARY	173,762	17,376	1,541	-	18,917	17,390	8.78%
MARCH	192,967	19,297	1,541	-	20,838	18,950	9.96%
APRIL	190,363	19,036	1,541	-	20,577	19,825	3.79%
MAY	205,328	20,533	1,660	636	22,829	19,713	15.81%
JUNE	198,335	19,834	1,660	386	21,880	20,955	4.41%
TOTALS	\$ 2,259,511	\$ 225,953	\$ 18,730	\$ 1,909	\$ 246,592	\$ 214,775	14.81%

NOTE:

a - Lease effective January 18, 2017.

b - Greater of monthly minimum of \$125 or 10% of monthly ramp services gross receipts.

c - Temporary office monthly rent at \$1,541 from May 2018 and \$1,660 from May 2019.

PM 1121-360-45
PM 1121-360-117

AIRPORT TERMINAL SERVICES
LICENSE AGREEMENT - AIRLINE RELATED SERVICES
UPON WRITTEN NOTICE

	MONTHLY GROSS RECEIPTS	MINIMUM RENT OR % GROSS (a)	TEMPORARY OFFICE RENT (b)	LATE / PENALTY FEES	18-19 MONTHLY REVENUE	17-18 MONTHLY REVENUE	% CHANGE
JULY	\$ 351,944	\$ 35,194	\$ 857	\$ -	\$ 36,051	\$ 33,176	8.67%
AUGUST	348,880	34,888	857	-	35,745	34,010	5.10%
SEPTEMBER	345,089	34,509	857	-	35,366	32,715	8.10%
OCTOBER	357,621	35,762	857	-	36,619	33,339	9.84%
NOVEMBER	348,008	34,801	857	618	36,276	32,385	12.01%
DECEMBER	352,750	35,275	857	-	36,132	33,863	6.70%
JANUARY	371,715	37,172	857	1,251	39,280	35,460	10.77%
FEBRUARY	358,359	35,836	857	-	36,693	32,649	12.39%
MARCH	405,818	40,582	857	658	42,097	35,230	19.49%
APRIL	373,910	37,391	857	-	38,248	35,320	8.29%
MAY	381,979	38,198	924	1,346	40,468	35,562	13.80%
JUNE	373,911	37,391	924	-	38,315	34,677	10.49%
TOTALS	\$ 4,369,984	\$ 436,999	\$ 10,418	\$ 3,873	\$ 451,290	\$ 408,386	10.51%

NOTE:

a - Greater of monthly minimum of \$125 or 10% of monthly ramp services gross receipts.

b - Temporary office monthly rent at \$857 from May 2018 and \$924 from May 2019.

BAGGAGE EXPRESS
LICENSE AGREEMENT - AIRLINE RELATED SERVICES
 UPON WRITTEN NOTICE

	MONTHLY GROSS RECEIPTS	MINIMUM RENT OR % GROSS (b)	LATE / PENALTY FEES	18-19 MONTHLY REVENUE	17-18 MONTHLY REVENUE (c)	% CHANGE
JULY	\$ 35,885	\$ 3,589	\$ -	\$ 3,589	\$ -	N/A
AUGUST	32,535	3,254	-	3,254	-	N/A
SEPTEMBER	20,985	2,099	178	2,277	-	N/A
OCTOBER	22,681	2,268	386	2,654	-	N/A
NOVEMBER	21,549	2,155	481	2,636	-	N/A
DECEMBER	31,488	3,149	-	3,149	-	N/A
JANUARY	26,006	2,601	-	2,601	-	N/A
FEBRUARY	24,930	2,493	162	2,655	-	N/A
MARCH	29,053	2,905	133	3,038	-	N/A
APRIL	26,495	2,650	-	2,650	-	N/A
MAY	35,086	3,509	361	3,870	2,379	62.67%
JUNE	30,931	3,093	-	3,093	3,167	-2.34%
TOTALS	\$ 337,624	\$ 33,765	\$ 1,701	\$ 35,466	\$ 5,546	539.49%

NOTE:

a - License effective May 1, 2018.

b - Greater of monthly minimum of \$125 or 10% of monthly ground services gross receipts.

c - Includes auditor adjustments to increase revenue reported in the 2017-2018 Revenue Report.

CALDWELL TRANSPORT COMPANY, LLC
LICENSE AGREEMENT - AIRLINE RELATED SERVICES

LICENSE TERMINATED 02/15/2018

	MONTHLY RENT	LATE / PENALTY FEES	18-19 MONTHLY REVENUE	17-18 MONTHLY REVENUE	% CHANGE
JULY	\$ -	\$ -	\$ -	\$ 434	-100.00%
AUGUST	-	-	-	434	-100.00%
SEPTEMBER	-	-	-	434	-100.00%
OCTOBER	-	-	-	434	-100.00%
NOVEMBER	-	-	-	434	-100.00%
DECEMBER	-	-	-	434	-100.00%
JANUARY	-	-	-	434	-100.00%
FEBRUARY	-	-	-	233	-100.00%
MARCH	-	-	-	-	N/A
APRIL	-	-	-	-	N/A
MAY	-	-	-	-	N/A
JUNE	-	-	-	-	N/A
TOTALS	\$ -	\$ -	\$ -	\$ 3,271	-100.00%

NOTE:

a - License terminated February 15, 2018.

DAL GLOBAL SERVICES, LLC
LICENSE AGREEMENT - AIRLINE RELATED SERVICES
UPON WRITTEN NOTICE

	MONTHLY GROSS RECEIPTS (b),(c)	MINIMUM RENT OR % GROSS (a)	LATE / PENALTY FEES	18-19 MONTHLY REVENUE	17-18 MONTHLY REVENUE	% CHANGE
JULY	\$ -	\$ 125	\$ -	\$ 125	\$ 125	0.00%
AUGUST	-	125	-	125	125	0.00%
SEPTEMBER	-	125	-	125	125	0.00%
OCTOBER	-	125	-	125	125	0.00%
NOVEMBER	-	125	-	125	125	0.00%
DECEMBER	87,290	8,729	-	8,729	125	6883.20%
JANUARY	233,656	23,366	-	23,366	125	18592.80%
FEBRUARY	213,339	21,334	-	21,334	125	16967.20%
MARCH	239,864	23,986	-	23,986	125	19088.80%
APRIL	239,763	23,976	-	23,976	125	19080.80%
MAY	239,399	23,940	-	23,940	125	19052.00%
JUNE	241,610	24,161	458	24,619	125	19595.20%
TOTALS	\$ 1,494,921	\$ 150,117	\$ 458	\$ 150,575	\$ 1,500	9938.33%

NOTE:

- a - Greater of monthly minimum of \$125 or 10% of monthly ramp services gross receipts.
b - Before December 21, 2018, DAL Global Services (DGS) was only servicing Delta Airlines and, as a wholly owned subsidiary of Delta Airlines, did not report any revenue to JWA.
c - On December 21, 2018, Delta Airlines sold DGS. DGS continues to service Delta at JWA and is required to report gross receipts.

G2 SECURE STAFF
LICENSE AGREEMENT - AIRLINE RELATED SERVICES
 UPON WRITTEN NOTICE

	MONTHLY GROSS RECEIPTS	MINIMUM RENT OR % GROSS (a)	LATE / PENALTY FEES	18-19 MONTHLY REVENUE	17-18 MONTHLY REVENUE	% CHANGE
JULY	\$ 12,680	\$ 1,902	\$ -	\$ 1,902	\$ 2,100	-9.43%
AUGUST	12,680	1,902	-	1,902	2,164	-12.11%
SEPTEMBER	12,271	1,841	-	1,841	2,236	-17.67%
OCTOBER	8,999	1,350	257	1,607	2,222	-27.68%
NOVEMBER	12,271	1,841	-	1,841	2,124	-13.32%
DECEMBER	9,817	1,473	248	1,721	2,231	-22.86%
JANUARY	8,158	1,224	128	1,352	1,814	-25.47%
FEBRUARY	8,599	1,290	122	1,412	1,474	-4.21%
MARCH	12,788	1,918	-	1,918	2,283	-15.99%
APRIL	13,229	1,984	-	1,984	1,932	2.69%
MAY	13,670	2,051	366	2,417	2,160	11.90%
JUNE	4,851	728	130	858	1,970	-56.45%
TOTALS	\$ 130,013	\$ 19,504	\$ 1,251	\$ 20,755	\$ 24,710	-16.01%

NOTE:

a - Greater of monthly minimum of \$125 or 15% of monthly aircraft interior cleaning services gross receipts.

JETT PRO LINE MAINTENANCE
LICENSE AGREEMENT - AIRLINE RELATED SERVICES
 UPON WRITTEN NOTICE

	MONTHLY GROSS RECEIPTS	MINIMUM RENT OR % GROSS (a)	TEMPORARY OFFICE RENT (b)	LATE / PENALTY FEES	18-19 MONTHLY REVENUE	17-18 MONTHLY REVENUE	% CHANGE
JULY	\$ 95,376	\$ 9,538	\$ 1,237	\$ -	\$ 10,775	\$ 10,926	-1.38%
AUGUST	139,750	13,975	1,237	119	15,331	13,020	17.75%
SEPTEMBER	103,427	10,343	1,237	422	12,002	11,548	3.93%
OCTOBER	129,494	12,949	1,237	559	14,745	10,158	45.16%
NOVEMBER	120,037	12,004	1,237	1,304	14,545	11,430	27.25%
DECEMBER	108,854	10,885	1,237	-	12,122	11,769	3.00%
JANUARY	125,715	12,572	1,237	1,291	15,100	11,807	27.89%
FEBRUARY	110,078	11,008	1,237	-	12,245	10,966	11.66%
MARCH	127,233	12,723	1,305	1,185	15,213	14,812	2.71%
APRIL	119,283	11,928	1,305	-	13,233	9,949	33.01%
MAY	126,274	12,627	1,305	1,352	15,284	13,911	9.87%
JUNE	116,511	11,651	1,305	119	13,075	12,785	2.27%
TOTALS	\$ 1,422,032	\$ 142,203	\$ 15,116	\$ 6,351	\$ 163,670	\$ 143,081	14.39%

NOTE:

a - Greater of monthly minimum of \$125 or 10% of monthly ramp services gross receipts.

b - Monthly rent at \$1,237 from March 2018 and \$1,305 from March 2019.

MATRIX AVIATION SERVICES
LICENSE AGREEMENT - AIRLINE RELATED SERVICES
 UPON WRITTEN NOTICE

	MONTHLY GROSS RECEIPTS	MINIMUM RENT OR % GROSS (a)	LATE / PENALTY FEES	18-19 MONTHLY REVENUE	17-18 MONTHLY REVENUE (b)	% CHANGE
JULY	\$ 13,567	\$ 1,357	\$ -	\$ 1,357	\$ 1,339	1.34%
AUGUST	17,557	1,756	122	1,878	1,461	28.54%
SEPTEMBER	13,198	1,320	122	1,442	1,536	-6.12%
OCTOBER	13,284	1,328	128	1,456	1,484	-1.89%
NOVEMBER	11,437	1,144	122	1,266	1,072	18.10%
DECEMBER	11,294	1,129	-	1,129	1,536	-26.50%
JANUARY	10,667	1,067	241	1,308	1,400	-6.57%
FEBRUARY	11,412	1,141	119	1,260	1,187	6.15%
MARCH	12,063	1,206	118	1,324	1,419	-6.69%
APRIL	13,082	1,308	-	1,308	1,375	-4.87%
MAY	14,983	1,498	239	1,737	1,646	5.53%
JUNE	14,500	1,450	120	1,570	1,304	20.40%
TOTALS	\$ 157,044	\$ 15,704	\$ 1,331	\$ 17,035	\$ 16,759	1.65%

NOTE:

a - Greater of monthly minimum of \$125 or 10% of monthly ramp services gross receipts.

b - Includes auditor adjustments to decrease revenue reported in the 2017-2018 Revenue Report.

ROADIE, INC.
LICENSE AGREEMENT - AIRLINE RELATED SERVICES
 UPON WRITTEN NOTICE

	MONTHLY GROSS RECEIPTS	MINIMUM RENT OR % GROSS (b)	LATE / PENALTY FEES	18-19 MONTHLY REVENUE	17-18 MONTHLY REVENUE	% CHANGE
JULY	\$ -	\$ -	\$ -	\$ -	\$ -	N/A
AUGUST	-	-	-	-	-	N/A
SEPTEMBER	-	-	-	-	-	N/A
OCTOBER	-	-	-	-	-	N/A
NOVEMBER	-	-	-	-	-	N/A
DECEMBER	-	-	-	-	-	N/A
JANUARY	-	-	-	-	-	N/A
FEBRUARY	-	-	-	-	-	N/A
MARCH	-	-	-	-	-	N/A
APRIL	-	-	-	-	-	N/A
MAY	-	-	-	-	-	N/A
JUNE	3,792	379	-	379	-	N/A
TOTALS	\$ 3,792	\$ 379	\$ -	\$ 379	\$ -	N/A

NOTE:

a - License effective June 1, 2019.

b - Greater of monthly minimum of \$125 or 10% of monthly ground services gross receipts.

SCIS AIR SECURITY CORPORATION
LICENSE AGREEMENT - AIRLINE RELATED SERVICES
UPON WRITTEN NOTICE

	MONTHLY GROSS RECEIPTS	MINIMUM RENT OR % GROSS (a)	LATE / PENALTY FEES	18-19 MONTHLY REVENUE	17-18 MONTHLY REVENUE	% CHANGE
JULY	\$ 24,671	\$ 1,480	\$ -	\$ 1,480	\$ 1,421	4.15%
AUGUST	25,761	1,546	-	1,546	1,432	7.96%
SEPTEMBER	24,183	1,451	-	1,451	1,396	3.94%
OCTOBER	25,960	1,558	-	1,558	1,453	7.23%
NOVEMBER	24,329	1,460	-	1,460	1,401	4.21%
DECEMBER	24,491	1,469	-	1,469	1,470	-0.07%
JANUARY	23,732	1,424	-	1,424	1,457	-2.26%
FEBRUARY	20,482	1,229	-	1,229	1,279	-3.91%
MARCH	25,456	1,527	-	1,527	1,285	18.83%
APRIL	26,142	1,569	-	1,569	1,291	21.53%
MAY	27,477	1,649	-	1,649	1,422	15.96%
JUNE	26,106	1,566	-	1,566	1,956	-19.94%
TOTALS	\$ 298,790	\$ 17,928	\$ -	\$ 17,928	\$ 17,263	3.85%

NOTE:

a - Greater of monthly minimum of \$125 or 6% of monthly in-flight food delivery security services gross receipts.

SIERRA AVIATION GROUP
LICENSE AGREEMENT - AIRLINE RELATED SERVICES
UPON WRITTEN NOTICE

	MONTHLY GROSS RECEIPTS	MINIMUM RENT OR % GROSS (a)	SPACE RENT (b)	LATE / PENALTY FEES	18-19 MONTHLY REVENUE	17-18 MONTHLY REVENUE	% CHANGE
JULY	\$ 16,503	\$ 1,650	\$ 943	\$ -	\$ 2,593	\$ 2,424	6.97%
AUGUST	16,359	1,636	943	-	2,579	2,544	1.38%
SEPTEMBER	15,983	1,598	943	-	2,541	2,432	4.48%
OCTOBER	16,567	1,657	943	-	2,600	2,460	5.69%
NOVEMBER	15,869	1,587	943	-	2,530	2,521	0.36%
DECEMBER	16,826	1,683	943	-	2,626	2,461	6.70%
JANUARY	16,327	1,633	943	125	2,701	2,478	9.00%
FEBRUARY	14,770	1,477	943	-	2,420	2,258	7.17%
MARCH	16,928	1,693	943	-	2,636	2,452	7.50%
APRIL	16,732	1,673	943	-	2,616	2,411	8.50%
MAY	17,248	1,725	1,016	125	2,866	2,578	11.17%
JUNE	17,018	1,702	1,016	-	2,718	2,515	8.07%
TOTALS	\$ 197,130	\$ 19,714	\$ 11,462	\$ 250	\$ 31,426	\$ 29,534	6.41%

NOTE:

a - Greater of monthly minimum of \$125 or 10% of monthly ramp services gross receipts.

b - Monthly rent at \$943 from May 2018 and \$1,016 from May 2019.

SNAFUEL, INC.
HYDRANT FUELING FACILITIES LEASE
 LEASE EXPIRES 12/31/2030

	MONTHLY RENT (a)	LATE / PENALTY FEES	18-19 MONTHLY REVENUE	17-18 MONTHLY REVENUE	% CHANGE
JULY	\$ 1,854	\$ -	\$ 1,854	\$ 1,816	2.09%
AUGUST	1,854	-	1,854	1,816	2.09%
SEPTEMBER	1,854	-	1,854	1,816	2.09%
OCTOBER	1,929	-	1,929	1,854	4.05%
NOVEMBER	1,929	-	1,929	1,854	4.05%
DECEMBER	1,929	-	1,929	1,854	4.05%
JANUARY	1,929	-	1,929	1,854	4.05%
FEBRUARY	1,929	156	2,085	2,108	-1.09%
MARCH	1,929	-	1,929	1,854	4.05%
APRIL	1,929	-	1,929	1,854	4.05%
MAY	1,929	-	1,929	1,854	4.05%
JUNE	1,929	-	1,929	1,854	4.05%
TOTALS	\$ 22,923	\$ 156	\$ 23,079	\$ 22,388	3.09%

NOTE:

a - Monthly rent at \$1,854 from October 2017 and \$1,929 from October 2018.

US AVIATION SERVICES CORP.
LICENSE AGREEMENT - AIRLINE RELATED SERVICES
UPON WRITTEN NOTICE

	MONTHLY GROSS RECEIPTS	MINIMUM RENT OR % GROSS (a)	LATE / PENALTY FEES	18-19 MONTHLY REVENUE	17-18 MONTHLY REVENUE	% CHANGE
JULY	\$ 81,795	\$ 12,269	\$ -	\$ 12,269	\$ 11,720	4.68%
AUGUST	86,178	12,927	-	12,927	12,364	4.55%
SEPTEMBER	82,054	12,308	-	12,308	11,561	6.46%
OCTOBER	91,390	13,709	-	13,709	13,735	-0.19%
NOVEMBER	87,295	13,094	-	13,094	16,900	-22.52%
DECEMBER	91,346	13,702	-	13,702	13,704	-0.01%
JANUARY	97,516	14,627	306	14,933	14,453	3.32%
FEBRUARY	77,841	11,676	-	11,676	12,035	-2.98%
MARCH	79,491	11,924	-	11,924	13,209	-9.73%
APRIL	85,520	12,828	-	12,828	12,422	3.27%
MAY	87,577	13,137	-	13,137	13,297	-1.20%
JUNE	87,268	13,090	292	13,382	12,174	9.92%
TOTALS	\$ 1,035,271	\$ 155,291	\$ 598	\$ 155,889	\$ 157,574	-1.07%

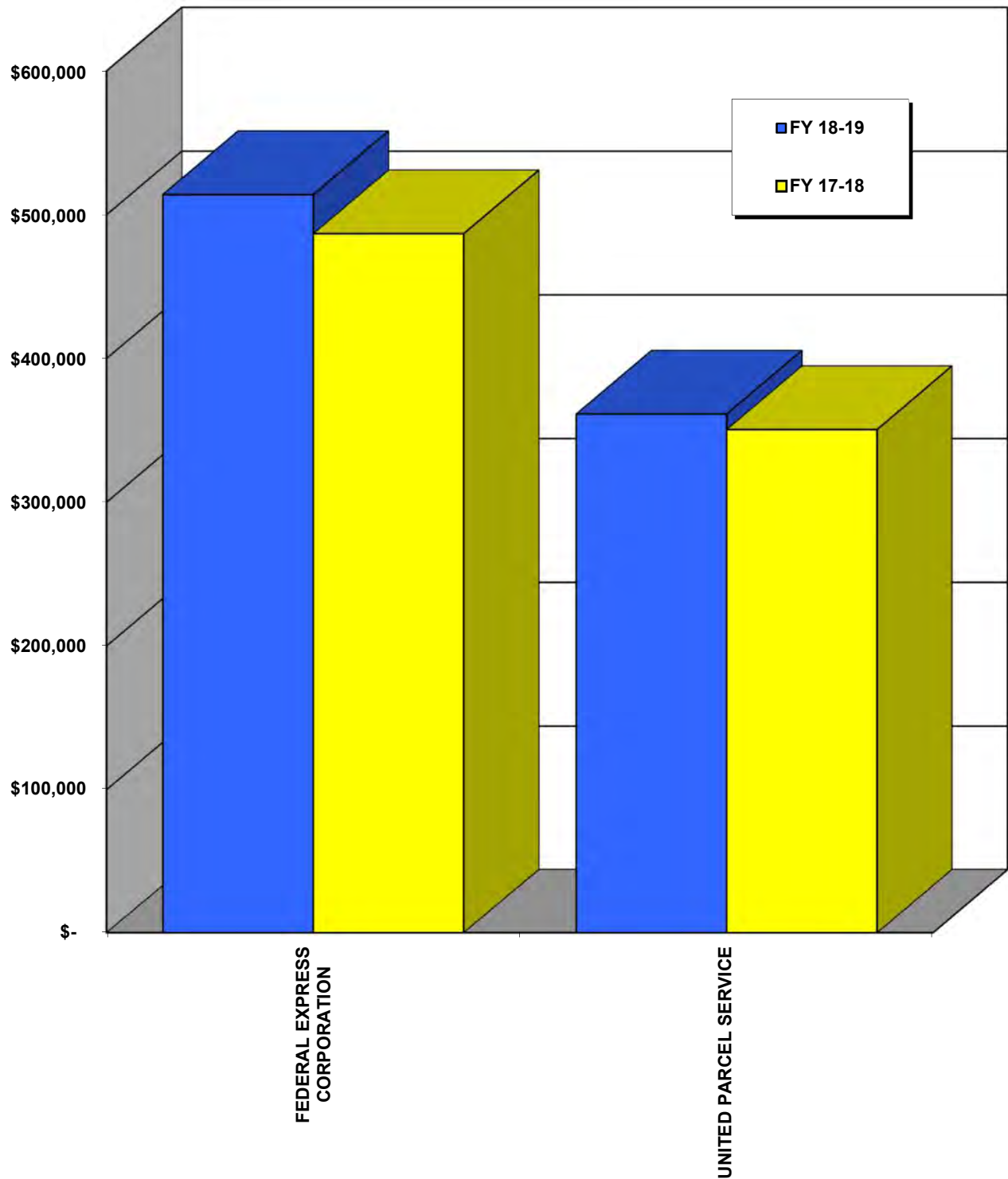
NOTE:

a - Greater of monthly minimum of \$125 or 15% of monthly aircraft interior cleaning services gross receipts.

ALL CARGO AIR SERVICE



ALL CARGO AIR SERVICE SUMMARY



ALL CARGO AIR SERVICE SUMMARY FOR FY 2018-2019

LESSEE	SPACE RENT	NUMBER OF LANDINGS	LANDING FEES (a)	DAYS USE OF CARGO RAMP OPERATING AREA	CARGO RAMP OPERATING AREA FEES (b)
FEDERAL EXPRESS CORPORATION	\$ 250,302	253	\$ 203,290	253	\$ 42,701
UNITED PARCEL SERVICE	202,354	208	116,945	208	35,117
TOTALS	\$ 452,656	461	\$ 320,235	461	\$ 77,818

LESSEE	OPERATIONS FEES (c)	LATE / PENALTY FEES	18-19 TOTAL REVENUE	17-18 TOTAL REVENUE	% CHANGE
FEDERAL EXPRESS CORPORATION	\$ 5,154	\$ 12,500	\$ 513,947	\$ 486,711	5.60%
UNITED PARCEL SERVICE	4,237	2,605	361,258	350,483	3.07%
TOTALS	\$ 9,391	\$ 15,105	\$ 875,205	\$ 837,194	4.54%

LESSEE	FLIGHTS		AIR FREIGHT (TONS)	
	DEPARTURES	ARRIVALS	ENPLANED	DEPLANED
FEDERAL EXPRESS CORPORATION	253	253	8,036.88	988.76
UNITED PARCEL SERVICE	208	208	4,159.40	3,237.58
TOTALS	461	461	12,196.28	4,226.34

NOTE:

a - Landing fee rate per 1,000 pounds at \$2.47 from May 2018, \$2.69 from November 2018, and \$2.62 from May 2019.

b - Cargo Ramp Operating Area fee rate per night at \$162.58 from May 2018, \$172.50 from November 2018, and \$170.14 from May 2019.

c - Operations fee rate per departure at \$20.28 from May 2018, \$20.49 from November 2018, and \$20.21 from May 2019.

FEDERAL EXPRESS CORPORATION
ALL CARGO AIR SERVICE LEASE

LEASE EXPIRES 12/31/2020

	SPACE RENT	NUMBER OF LANDINGS	LANDING FEES (b)	DAYS USE OF CARGO RAMP OPERATING AREA	CARGO RAMP OPERATING AREA FEES (c)
JULY	\$ 19,395	20	\$ 15,245	20	\$ 3,252
AUGUST	19,395	23	17,532	23	3,739
SEPTEMBER	19,395	19	14,472	19	3,089
OCTOBER	19,395	23	17,532	23	3,739
NOVEMBER	21,738	21	17,409	21	3,623
DECEMBER	21,738	20	16,603	20	3,450
JANUARY	21,738	22	18,263	22	3,795
FEBRUARY	21,738	20	16,591	20	3,450
MARCH	21,738	21	17,433	21	3,623
APRIL	21,738	22	18,263	22	3,795
MAY	21,147	22	17,776	22	3,743
JUNE	21,147	20	16,171	20	3,403
TOTALS	\$ 250,302	253	\$ 203,290	253	\$ 42,701

	OPERATIONS FEES (d)	LATE / PENALTY FEES	18-19 MONTHLY REVENUE	17-18 MONTHLY REVENUE	% CHANGE
JULY	\$ 406	\$ -	\$ 38,298	\$ 36,087	6.13%
AUGUST	466	-	41,132	38,684	6.33%
SEPTEMBER	385	-	37,341	36,108	3.41%
OCTOBER	466	2,500	43,632	37,892	15.15%
NOVEMBER	430	2,500	45,700	43,095	6.04%
DECEMBER	410	2,500	44,701	42,063	6.27%
JANUARY	451	-	44,247	44,103	0.33%
FEBRUARY	410	2,500	44,689	42,063	6.24%
MARCH	430	-	43,224	44,115	-2.02%
APRIL	451	2,500	46,747	43,083	8.50%
MAY	445	-	43,111	40,176	7.31%
JUNE	404	-	41,125	39,242	4.80%
TOTALS	\$ 5,154	\$ 12,500	\$ 513,947	\$ 486,711	5.60%

	FLIGHTS		AIR FREIGHT (TONS)	
	DEPARTURES	ARRIVALS	ENPLANED	DEPLANED
JULY	20	20	616.75	114.88
AUGUST	23	23	735.42	113.92
SEPTEMBER	19	19	702.42	99.04
OCTOBER	23	23	757.40	67.89
NOVEMBER	21	21	701.11	82.12
DECEMBER	20	20	627.82	98.24
JANUARY	22	22	666.69	58.37
FEBRUARY	20	20	601.61	82.60
MARCH	21	21	703.30	87.59
APRIL	22	22	632.84	69.26
MAY	22	22	665.85	91.47
JUNE	20	20	625.67	23.38
TOTALS	253	253	8,036.88	988.76

NOTE:

a - Lease effective December 13, 2016.

b - Landing fee rate per 1,000 pounds at \$2.47 from May 2018, \$2.69 from November 2018, and \$2.62 from May 2019.

c - Cargo Ramp Operating Area fee rate per night at \$162.58 from May 2018, \$172.50 from November 2018, and \$170.14 from May 2019.

d - Operations fee rate per departure at \$20.28 from May 2018, \$20.49 from November 2018, and \$20.21 from May 2019.

UNITED PARCEL SERVICE
ALL CARGO AIR SERVICE LEASE

LEASE EXPIRES 12/31/2020

	SPACE RENT	NUMBER OF LANDINGS	LANDING FEES (b)	DAYS USE OF CARGO RAMP OPERATING AREA	CARGO RAMP OPERATING AREA FEES (c)
JULY	\$ 15,680	17	\$ 8,818	17	\$ 2,764
AUGUST	15,680	18	9,337	18	2,926
SEPTEMBER	15,680	15	7,781	15	2,439
OCTOBER	15,680	19	9,855	19	3,089
NOVEMBER	17,574	17	9,603	17	2,933
DECEMBER	17,574	19	13,867	19	3,278
JANUARY	17,574	18	10,168	18	3,105
FEBRUARY	17,574	16	9,038	16	2,760
MARCH	17,574	17	9,603	17	2,933
APRIL	17,574	18	10,168	18	3,105
MAY	17,095	18	9,904	18	3,063
JUNE	17,095	16	8,803	16	2,722
TOTALS	\$ 202,354	208	\$ 116,945	208	\$ 35,117

	OPERATIONS FEES (d)	LATE / PENALTY FEES	18-19 MONTHLY REVENUE	17-18 MONTHLY REVENUE	% CHANGE
JULY	\$ 345	\$ -	\$ 27,607	\$ 25,412	8.64%
AUGUST	365	-	28,308	27,409	3.28%
SEPTEMBER	304	-	26,204	24,747	5.89%
OCTOBER	385	-	29,009	26,743	8.47%
NOVEMBER	348	-	30,458	31,789	-4.19%
DECEMBER	389	-	35,108	36,991	-5.09%
JANUARY	369	105	31,321	31,125	0.63%
FEBRUARY	328	2,500	32,200	29,614	8.73%
MARCH	348	-	30,458	30,370	0.29%
APRIL	369	-	31,216	30,370	2.79%
MAY	364	-	30,426	29,009	4.88%
JUNE	323	-	28,943	26,904	7.58%
TOTALS	\$ 4,237	\$ 2,605	\$ 361,258	\$ 350,483	3.07%

	FLIGHTS		AIR FREIGHT (TONS)	
	DEPARTURES	ARRIVALS	ENPLANED	DEPLANED
JULY	17	17	304.99	268.16
AUGUST	18	18	347.37	300.62
SEPTEMBER	15	15	300.12	225.56
OCTOBER	19	19	358.57	307.01
NOVEMBER	17	17	352.41	237.64
DECEMBER	19	19	430.92	441.11
JANUARY	18	18	344.14	283.29
FEBRUARY	16	16	307.42	240.99
MARCH	17	17	344.11	234.23
APRIL	18	18	328.17	239.14
MAY	18	18	404.07	210.58
JUNE	16	16	337.11	249.25
TOTALS	208	208	4,159.40	3,237.58

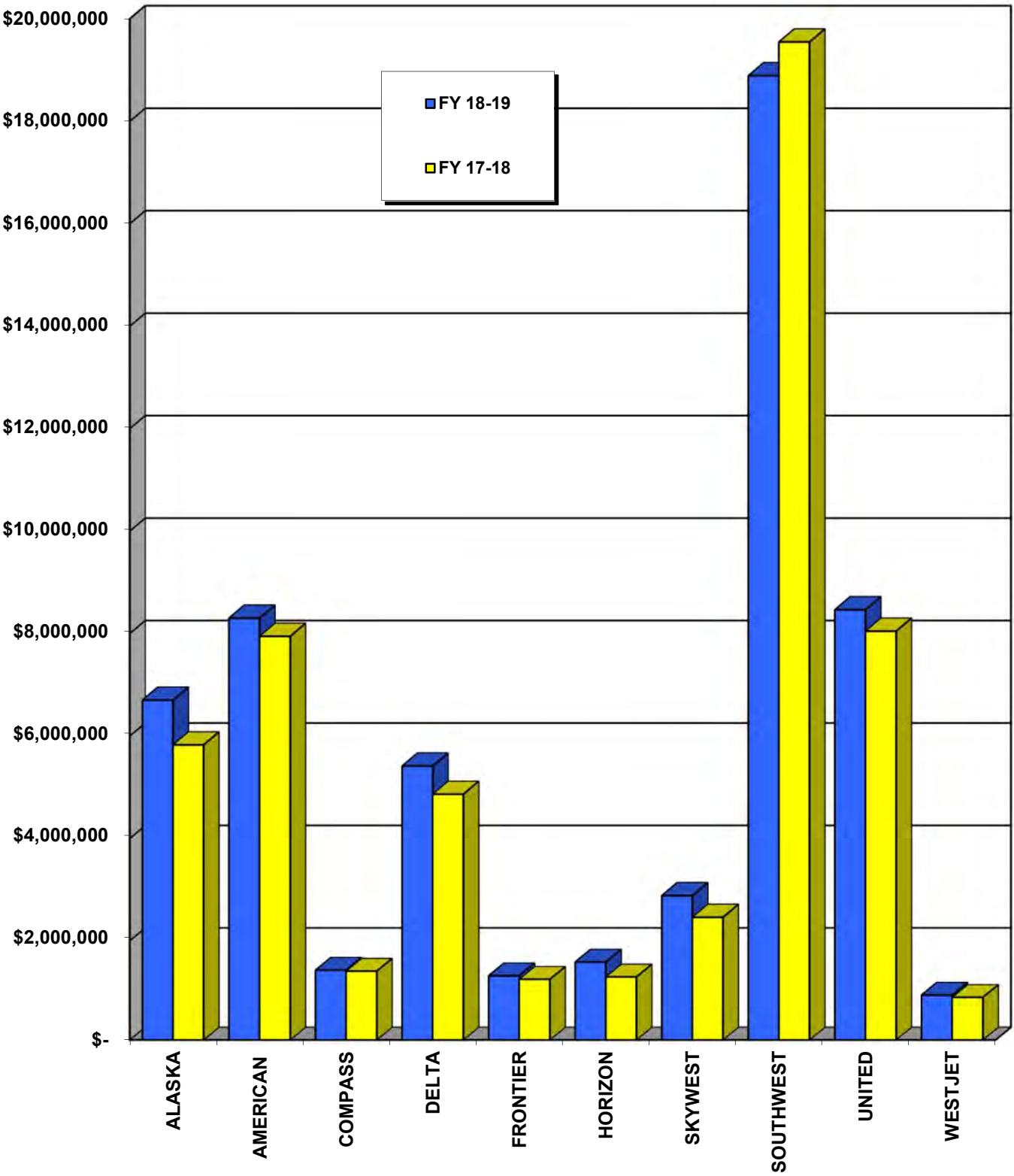
NOTE:

- a - Lease effective December 13, 2016.
- b - Landing fee rate per 1,000 pounds at \$2.47 from May 2018, \$2.69 from November 2018, and \$2.62 from May 2019.
- c - Cargo Ramp Operating Area fee rate per night at \$162.58 from May 2018, \$172.50 from November 2018, and \$170.14 from May 2019.
- d - Operations fee rate per departure at \$20.28 from May 2018, \$20.49 from November 2018, and \$20.21 from May 2019.

COMMERCIAL AIRLINES



COMMERCIAL AIRLINES SUMMARY



COMMERCIAL AIRLINES SUMMARY FOR FY 2018-2019

LESSEE/LICENSEE	TERMINAL & MEZZANINE		UTILITIES		JANITORIAL		RAMP EQ STORAGE		CUPPS		CUPPS UPGRADE		CBP		IAF	
	RENT		FEES		FEES		FEES		FEES		FEES		FEES		FEES	
ALASKA	\$ 2,635,086	\$	183,084	\$	373,932	\$	51,290	\$	175,222	\$	109,633	\$	691,540	\$	555,512	
AMERICAN	4,283,138		270,258		549,956		107,890		259,192		168,025		-		-	
COMPASS	747,160		57,292		116,830		-		55,222		34,255		-		-	
DELTA	2,575,754		179,882		366,534		84,856		172,064		111,911		-		-	
FRONTIER	746,208		50,278		102,414		19,904		48,200		31,049		-		-	
HORIZON	844,132		61,894		128,296		13,668		58,712		27,487		-		-	
SKYWEST	1,426,414		125,724		255,172		-		120,902		81,095		-		-	
SOUTHWEST	8,440,508		655,370		1,327,412		101,222		630,282		435,562		625,354		500,982	
UNITED	4,213,218		278,590		566,986		113,672		267,304		173,818		-		-	
WESTJET	497,616		31,976		65,042		3,406		30,666		20,063		132,482		-	
TOTALS	\$ 26,409,234	\$	1,894,348	\$	3,852,574	\$	495,908	\$	1,817,766	\$	1,192,898	\$	1,449,376	\$	1,056,494	

LESSEE/LICENSEE	NUMBER OF LANDINGS	LANDING FEES (a)	NUMBER OF REMAIN		REMAIN OVERNIGHT FEES (b)	OPERATIONS FEES (c)	LATE / PENALTY FEES	18-19 TOTAL REVENUE
			REMAIN OVERNIGHTS					
ALASKA	4,538	\$ 1,688,942	707		\$ 119,427	\$ 92,422	\$ 23,546	\$ 6,699,636
AMERICAN	6,094	2,221,519	1,828		308,423	124,116	8,500	8,301,017
COMPASS	1,546	299,853	371		62,601	31,486	935	1,405,634
DELTA	4,185	1,593,326	1,369		230,942	85,267	13,019	5,413,555
FRONTIER	722	273,195	4		679	14,708	5,553	1,292,188
HORIZON	2,002	385,474	37		6,298	40,772	2,376	1,569,109
SKYWEST	3,687	719,462	411		69,524	75,142	9,555	2,882,990
SOUTHWEST	16,032	5,339,098	2,929		494,256	326,544	12,726	18,889,316
UNITED	6,427	2,355,316	2,103		354,902	130,906	10,478	8,465,190
WESTJET	338	113,220	1		163	6,884	1,869	903,387
TOTALS	45,571	\$ 14,989,405	9,760		\$ 1,647,215	\$ 928,247	\$ 88,557	\$ 55,822,022

LESSEE/LICENSEE	17-18 TOTAL		FLIGHTS		PASSENGERS		AIR FREIGHT (TONS)	
	REVENUE	% CHANGE	DEPARTURES	ARRIVALS	ENPLANED	DEPLANED	ENPLANED	DEPLANED
ALASKA	\$ 5,825,262	15.01%	4,537	4,538	589,507	594,516	29.50	59.90
AMERICAN	7,944,797	4.48%	6,094	6,094	854,137	863,893	240.69	12.43
COMPASS	1,385,071	1.48%	1,546	1,546	101,507	101,831	-	-
DELTA	4,861,752	11.35%	4,186	4,185	550,127	558,494	528.50	271.90
FRONTIER	1,220,630	5.86%	722	722	119,441	117,521	-	-
HORIZON	1,268,118	23.74%	2,001	2,002	125,896	127,918	0.50	3.20
SKYWEST	2,460,221	17.18%	3,688	3,687	226,881	223,914	-	-
SOUTHWEST	19,547,154	-3.37%	16,030	16,032	1,830,327	1,836,711	484.12	313.37
UNITED	8,045,944	5.21%	6,427	6,427	846,524	852,522	441.52	-
WESTJET	856,679	5.45%	338	338	41,607	40,382	-	-
TOTALS	\$ 53,415,628	4.51%	45,569	45,571	5,285,954	5,317,702	1,724.83	660.80

NOTE:

- a - Landing fee rate per 1,000 pounds at \$2.47 from May 2018, \$2.69 from November 2018, and \$2.62 from May 2019.
- b - Remain overnight fee rate per night at \$162.58 from May 2018, \$172.50 from November 2018, and \$170.14 from May 2019.
- c - Operations fee rate per operation on apron at \$20.28 from May 2018, \$20.49 from November 2018, and \$20.21 from May 2019.

ALASKA AIRLINES
CERTIFICATED PASSENGER AIRLINE LEASE
 LEASE EXPIRES 12/31/2020

	TERMINAL RENT	UTILITIES FEES	JANITORIAL FEES	RAMP EQ STORAGE FEES	CUPPS FEES	CUPPS UPGRADE FEES (e)	CBP FEES	IAF FEES
JULY	\$ 178,185	\$ 13,086	\$ 24,414	\$ 4,722	\$ 14,574	\$ 16,881	\$ 47,562	\$ 37,838
AUGUST	178,185	13,086	24,414	4,722	14,574	16,881	47,562	37,838
SEPTEMBER	178,185	13,086	24,414	4,722	14,574	16,881	47,562	37,838
OCTOBER	178,185	13,086	24,414	4,722	14,574	-	47,562	37,838
NOVEMBER	241,462	16,310	33,538	3,836	14,661	7,288	59,502	48,312
DECEMBER	241,462	16,310	33,538	3,836	14,661	7,288	59,502	48,312
JANUARY	241,462	16,310	33,538	3,836	14,661	7,288	59,502	48,312
FEBRUARY	241,462	16,310	33,538	3,836	14,661	7,288	59,502	48,312
MARCH	241,462	16,310	33,538	3,836	14,661	7,288	59,502	48,312
APRIL	241,462	16,310	33,538	3,836	14,661	7,288	59,502	48,312
MAY	236,787	16,440	37,524	4,693	14,480	7,631	72,140	57,144
JUNE	236,787	16,440	37,524	4,693	14,480	7,631	72,140	57,144
TOTALS	\$ 2,635,086	\$ 183,084	\$ 373,932	\$ 51,290	\$ 175,222	\$ 109,633	\$ 691,540	\$ 555,512

	NUMBER OF LANDINGS	LANDING FEES (b)	NUMBER OF REMAIN OVERNIGHTS	REMAIN OVERNIGHT FEES (c)	OPERATIONS FEES (d)	LATE / PENALTY FEES	18-19 MONTHLY REVENUE	17-18 MONTHLY REVENUE
JULY	391	\$ 137,901	59	\$ 9,592	\$ 7,909	\$ -	\$ 492,664	\$ 341,859
AUGUST	390	137,565	56	9,104	7,909	-	491,840	344,657
SEPTEMBER	371	131,178	53	8,617	7,524	-	484,581	336,756
OCTOBER	385	136,388	58	9,430	7,808	-	474,007	343,184
NOVEMBER	367	141,888	56	9,660	7,520	-	583,977	563,718
DECEMBER	353	136,471	59	10,178	7,233	2,500	581,291	571,277
JANUARY	386	148,260	62	10,695	7,909	2,298	594,071	580,811
FEBRUARY	335	128,587	60	10,350	6,864	-	570,710	580,517
MARCH	396	151,090	61	10,523	8,114	4,352	598,988	594,795
APRIL	383	147,269	60	10,350	7,848	3,500	593,876	588,928
MAY	394	147,426	62	10,549	7,963	-	612,777	490,888
JUNE	387	144,919	61	10,379	7,821	10,896	620,854	487,872
TOTALS	4,538	\$ 1,688,942	707	\$ 119,427	\$ 92,422	\$ 23,546	\$ 6,699,636	\$ 5,825,262

	FLIGHTS			PASSENGERS		AIR FREIGHT (TONS)	
	% CHANGE	DEPARTURES	ARRIVALS	ENPLANED	DEPLANED	ENPLANED	DEPLANED
JULY	44.11%	390	391	55,890	56,279	0.60	3.90
AUGUST	42.70%	390	390	55,223	56,503	2.00	6.90
SEPTEMBER	43.90%	371	371	48,709	50,585	12.10	11.30
OCTOBER	38.12%	385	385	50,811	52,403	1.40	8.90
NOVEMBER	3.59%	367	367	48,776	49,656	2.00	4.40
DECEMBER	1.75%	353	353	45,665	47,626	0.90	3.80
JANUARY	2.28%	386	386	44,851	44,747	1.40	2.50
FEBRUARY	-1.69%	335	335	42,037	42,399	0.80	1.80
MARCH	0.70%	396	396	47,861	49,032	1.80	3.40
APRIL	0.84%	383	383	49,587	47,915	2.40	3.50
MAY	24.83%	394	394	50,600	48,698	2.20	4.70
JUNE	27.26%	387	387	49,497	48,673	1.90	4.80
TOTALS	15.01%	4,537	4,538	589,507	594,516	29.50	59.90

NOTE:

a - Lease effective December 13, 2016.

b - Landing fee rate per 1,000 pounds at \$2.47 from May 2018, \$2.69 from November 2018, and \$2.62 from May 2019.

c - Remain overnight fee rate per night at \$162.58 from May 2018, \$172.50 from November 2018, and \$170.14 from May 2019.

d - Operations fee rate per operation on apron at \$20.28 from May 2018, \$20.49 from November 2018, and \$20.21 from May 2019.

e - CUPPS upgrade fee estimated cost was paid through September 2018. The final actual true-up is amortized from November 2018 through October 2019.

AMERICAN AIRLINES
CERTIFICATED PASSENGER AIRLINE LEASE

LEASE EXPIRES 12/31/2020

	TERMINAL RENT	MEZZANINE RENT	UTILITIES FEES	JANITORIAL FEES	RAMP EQ STORAGE FEES	CUPPS FEES	CUPPS UPGRADE FEES (e)
JULY	\$ 306,885	\$ 13,115	\$ 21,634	\$ 40,521	\$ 8,360	\$ 23,713	\$ 28,385
AUGUST	306,885	13,115	21,634	40,521	8,360	23,713	28,385
SEPTEMBER	306,885	13,115	21,634	40,521	8,360	23,713	28,385
OCTOBER	306,885	13,115	21,634	40,521	8,360	23,713	-
NOVEMBER	372,970	15,663	23,735	48,807	9,370	21,335	10,606
DECEMBER	372,970	15,663	23,735	48,807	9,370	21,335	10,606
JANUARY	372,970	15,663	23,735	48,807	9,370	21,335	10,606
FEBRUARY	372,970	15,663	23,735	48,807	9,370	21,335	10,606
MARCH	372,970	15,663	23,735	48,807	9,370	21,335	10,606
APRIL	372,970	15,663	23,735	48,807	9,370	21,335	10,606
MAY	321,680	13,990	20,656	47,515	9,115	18,165	9,617
JUNE	321,680	13,990	20,656	47,515	9,115	18,165	9,617
TOTALS	\$ 4,108,720	\$ 174,418	\$ 270,258	\$ 549,956	\$ 107,890	\$ 259,192	\$ 168,025

	NUMBER OF LANDINGS	LANDING FEES (b)	NUMBER OF REMAIN OVERNIGHTS	REMAIN OVERNIGHT FEES (c)	OPERATIONS FEES (d)	LATE / PENALTY FEES	18-19 MONTHLY REVENUE	17-18 MONTHLY REVENUE
JULY	553	\$ 190,210	155	\$ 25,200	\$ 11,215	\$ 5,000	\$ 674,238	\$ 593,562
AUGUST	567	194,409	155	25,200	11,499	3,500	677,221	593,465
SEPTEMBER	492	168,742	159	25,850	9,978	-	647,183	578,298
OCTOBER	529	181,817	156	25,362	10,728	-	632,135	587,419
NOVEMBER	488	183,650	153	26,393	9,999	-	722,528	709,812
DECEMBER	494	186,439	152	26,220	10,122	-	725,267	715,714
JANUARY	479	181,653	154	26,565	9,815	-	720,519	707,769
FEBRUARY	447	170,130	139	23,978	9,159	-	705,753	682,817
MARCH	501	189,826	154	26,565	10,265	-	729,142	714,692
APRIL	474	179,050	151	26,048	9,712	-	717,296	722,057
MAY	535	198,148	151	25,691	10,812	-	675,389	671,227
JUNE	535	197,445	149	25,351	10,812	-	674,346	667,965
TOTALS	6,094	\$ 2,221,519	1,828	\$ 308,423	\$ 124,116	\$ 8,500	\$ 8,301,017	\$ 7,944,797

	% CHANGE	FLIGHTS DEPARTURES	ARRIVALS	PASSENGERS ENPLANED	DEPLANED	AIR FREIGHT (TONS) ENPLANED	DEPLANED
JULY	13.59%	553	553	78,816	80,865	29.60	0.77
AUGUST	14.11%	567	567	79,780	78,377	30.59	1.13
SEPTEMBER	11.91%	492	492	64,641	64,022	15.96	0.75
OCTOBER	7.61%	529	529	71,075	72,496	20.55	1.38
NOVEMBER	1.79%	488	488	67,465	68,213	22.14	1.91
DECEMBER	1.33%	494	494	66,908	68,796	22.89	1.26
JANUARY	1.80%	479	479	65,020	64,980	21.68	0.89
FEBRUARY	3.36%	447	447	63,560	64,727	17.72	1.39
MARCH	2.02%	501	501	75,447	75,151	18.99	0.49
APRIL	-0.66%	474	474	67,499	68,918	13.93	0.75
MAY	0.62%	535	535	74,724	78,847	15.43	1.01
JUNE	0.96%	535	535	79,202	78,501	11.21	0.70
TOTALS	4.48%	6,094	6,094	854,137	863,893	240.69	12.43

NOTE:

a - Lease effective December 13, 2016.

b - Landing fee rate per 1,000 pounds at \$2.47 from May 2018, \$2.69 from November 2018, and \$2.62 from May 2019.

c - Remain overnight fee rate per night at \$162.58 from May 2018, \$172.50 from November 2018, and \$170.14 from May 2019.

d - Operations fee rate per operation on apron at \$20.28 from May 2018, \$20.49 from November 2018, and \$20.21 from May 2019.

e - CUPPS upgrade fee estimated cost was paid through September 2018. The final actual true-up is amortized from November 2018 through October 2019.

COMPASS AIRLINES
CERTIFICATED PASSENGER AIRLINE LEASE

LEASE EXPIRES 12/31/2020

	TERMINAL RENT	UTILITIES FEES	JANITORIAL FEES	CUPPS FEES	CUPPS UPGRADE FEES (e)
JULY	\$ 48,140	\$ 4,204	\$ 7,812	\$ 4,757	\$ 5,329
AUGUST	48,140	4,204	7,812	4,757	5,329
SEPTEMBER	48,140	4,204	7,812	4,757	5,329
OCTOBER	48,140	4,204	7,812	4,757	-
NOVEMBER	68,052	4,945	10,169	4,445	2,210
DECEMBER	68,052	4,945	10,169	4,445	2,210
JANUARY	68,052	4,945	10,169	4,445	2,210
FEBRUARY	68,052	4,945	10,169	4,445	2,210
MARCH	68,052	4,945	10,169	4,445	2,210
APRIL	68,052	4,945	10,169	4,445	2,210
MAY	73,144	5,403	12,284	4,762	2,504
JUNE	73,144	5,403	12,284	4,762	2,504
TOTALS	\$ 747,160	\$ 57,292	\$ 116,830	\$ 55,222	\$ 34,255

	NUMBER OF LANDINGS	LANDING FEES (b)	NUMBER OF REMAIN OVERNIGHTS	REMAIN OVERNIGHT FEES (c)	OPERATIONS FEES (d)	LATE / PENALTY FEES	18-19 MONTHLY REVENUE
JULY	133	\$ 24,146	31	\$ 5,040	\$ 2,697	\$ -	\$ 102,125
AUGUST	148	26,869	31	5,040	2,981	-	105,132
SEPTEMBER	126	22,875	30	4,877	2,576	-	100,570
OCTOBER	136	25,179	34	5,528	2,758	-	98,378
NOVEMBER	127	25,607	30	5,175	2,602	508	123,713
DECEMBER	128	25,809	31	5,348	2,623	-	123,601
JANUARY	108	21,776	31	5,348	2,213	-	119,158
FEBRUARY	86	17,340	29	5,003	1,762	-	113,926
MARCH	139	28,027	31	5,348	2,848	-	126,044
APRIL	138	27,825	30	5,175	2,828	-	125,649
MAY	140	27,495	33	5,615	2,829	427	134,463
JUNE	137	26,905	30	5,104	2,769	-	132,875
TOTALS	1,546	\$ 299,853	371	\$ 62,601	\$ 31,486	\$ 935	\$ 1,405,634

17-18								
	MONTHLY REVENUE	% CHANGE	FLIGHTS		PASSENGERS		AIR FREIGHT (TONS)	
			DEPARTURES	ARRIVALS	ENPLANED	DEPLANED	ENPLANED	DEPLANED
JULY	\$ 80,679	26.58%	133	133	9,409	9,293	-	-
AUGUST	82,250	27.82%	147	148	10,223	10,404	-	-
SEPTEMBER	82,305	22.19%	127	126	8,556	8,480	-	-
OCTOBER	85,607	14.92%	136	136	8,581	9,022	-	-
NOVEMBER	141,115	-12.33%	127	127	8,044	8,408	-	-
DECEMBER	140,367	-11.94%	128	128	8,250	8,523	-	-
JANUARY	140,932	-15.45%	108	108	6,436	6,454	-	-
FEBRUARY	137,980	-17.43%	86	86	5,557	5,715	-	-
MARCH	144,196	-12.59%	139	139	8,952	9,346	-	-
APRIL	142,690	-11.94%	138	138	8,884	8,563	-	-
MAY	104,018	29.27%	140	140	9,363	8,904	-	-
JUNE	102,932	29.09%	137	137	9,252	8,719	-	-
TOTALS	\$ 1,385,071	1.48%	1,546	1,546	101,507	101,831	-	-

NOTE:

- a - Lease effective December 13, 2016, conducted in accordance with an agreement with Delta Airlines. Term of license continues on a month-to-month basis until terminated by either party.
- b - Landing fee rate per 1,000 pounds at \$2.47 from May 2018, \$2.69 from November 2018, and \$2.62 from May 2019.
- c - Remain overnight fee rate per night at \$162.58 from May 2018, \$172.50 from November 2018, and \$170.14 from May 2019.
- d - Operations fee rate per operation on apron at \$20.28 from May 2018, \$20.49 from November 2018, and \$20.21 from May 2019.
- e - CUPPS upgrade fee estimated cost was paid through September 2018. The final actual true-up is amortized from November 2018 through October 2019.

DELTA AIRLINES
CERTIFICATED PASSENGER AIRLINE LEASE

LEASE EXPIRES 12/31/2020

	TERMINAL RENT	UTILITIES FEES	JANITORIAL FEES	RAMP EQ STORAGE FEES	CUPPS FEES	CUPPS UPGRADE FEES (e)
JULY	\$ 183,118	\$ 14,279	\$ 26,779	\$ 6,576	\$ 15,568	\$ 18,839
AUGUST	183,118	14,279	26,779	6,576	15,568	18,839
SEPTEMBER	183,118	14,279	26,779	6,576	15,568	18,839
OCTOBER	183,118	14,279	26,779	6,576	15,568	-
NOVEMBER	232,385	15,326	31,514	7,369	13,776	6,849
DECEMBER	232,385	15,326	31,514	7,369	13,776	6,849
JANUARY	232,385	15,326	31,514	7,369	13,776	6,849
FEBRUARY	232,385	15,326	31,514	7,369	13,776	6,849
MARCH	232,385	15,326	31,514	7,369	13,776	6,849
APRIL	232,385	15,326	31,514	7,369	13,776	6,849
MAY	224,486	15,405	35,167	7,169	13,568	7,150
JUNE	224,486	15,405	35,167	7,169	13,568	7,150
TOTALS	\$ 2,575,754	\$ 179,882	\$ 366,534	\$ 84,856	\$ 172,064	\$ 111,911

	NUMBER OF LANDINGS	LANDING FEES (b)	NUMBER OF REMAIN OVERNIGHTS	REMAIN OVERNIGHT FEES (c)	OPERATIONS FEES (d)	LATE / PENALTY FEES	18-19 MONTHLY REVENUE
JULY	373	\$ 138,054	121	\$ 19,672	\$ 7,564	\$ -	\$ 430,449
AUGUST	376	136,995	121	19,672	7,625	3,500	432,951
SEPTEMBER	344	124,925	114	18,534	6,976	-	415,594
OCTOBER	367	132,441	114	18,534	7,463	-	404,758
NOVEMBER	343	133,068	104	17,940	7,008	2,250	467,485
DECEMBER	357	139,516	119	20,528	7,315	-	474,578
JANUARY	338	132,327	111	19,148	6,905	2,500	468,099
FEBRUARY	306	120,183	105	18,113	6,290	-	451,805
MARCH	346	135,426	114	19,665	7,090	2,500	471,900
APRIL	333	130,199	113	19,493	6,823	-	463,734
MAY	348	133,267	119	20,247	7,033	2,269	465,761
JUNE	354	136,925	114	19,396	7,175	-	466,441
TOTALS	4,185	\$ 1,593,326	1,369	\$ 230,942	\$ 85,267	\$ 13,019	\$ 5,413,555

17-18								
	MONTHLY REVENUE	% CHANGE	FLIGHTS		PASSENGERS		AIR FREIGHT (TONS)	
			DEPARTURES	ARRIVALS	ENPLANED	DEPLANED	ENPLANED	DEPLANED
JULY	\$ 313,701	37.22%	373	373	48,980	50,560	40.00	19.00
AUGUST	313,738	38.00%	376	376	49,598	50,833	49.40	24.40
SEPTEMBER	309,830	34.14%	344	344	43,412	44,553	43.10	21.80
OCTOBER	314,280	28.79%	368	367	47,208	48,046	47.10	27.20
NOVEMBER	450,756	3.71%	342	343	44,569	45,126	50.40	24.70
DECEMBER	453,550	4.64%	357	357	46,563	46,649	36.50	27.40
JANUARY	459,341	1.91%	337	338	42,117	43,733	46.60	25.20
FEBRUARY	448,253	0.79%	307	306	39,405	40,435	42.70	22.40
MARCH	470,006	0.40%	346	346	47,139	47,069	42.70	22.40
APRIL	472,001	-1.75%	333	333	45,133	44,754	42.70	22.40
MAY	432,047	7.80%	348	348	46,655	47,799	48.20	17.80
JUNE	424,249	9.95%	355	354	49,348	48,937	39.10	17.20
TOTALS	\$ 4,861,752	11.35%	4,186	4,185	550,127	558,494	528.50	271.90

NOTE:

a - Lease effective December 13, 2016.

b - Landing fee rate per 1,000 pounds at \$2.47 from May 2018, \$2.69 from November 2018, and \$2.62 from May 2019.

c - Remain overnight fee rate per night at \$162.58 from May 2018, \$172.50 from November 2018, and \$170.14 from May 2019.

d - Operations fee rate per operation on apron at \$20.28 from May 2018, \$20.49 from November 2018, and \$20.21 from May 2019.

e - CUPPS upgrade fee estimated cost was paid through September 2018. The final actual true-up is amortized from November 2018 through October 2019.

FRONTIER AIRLINES
CERTIFICATED PASSENGER AIRLINE LEASE
 LEASE EXPIRES 12/31/2020

	TERMINAL RENT	UTILITIES FEES	JANITORIAL FEES	RAMP EQ STORAGE FEES	CUPPS FEES	CUPPS UPGRADE FEES (e)
JULY	\$ 52,371	\$ 3,944	\$ 7,383	\$ 1,254	\$ 4,335	\$ 5,161
AUGUST	52,371	3,944	7,383	1,254	4,335	5,161
SEPTEMBER	52,371	3,944	7,383	1,254	4,335	5,161
OCTOBER	52,371	3,944	7,383	1,254	4,335	-
NOVEMBER	68,473	4,362	8,969	1,857	3,921	1,949
DECEMBER	68,473	4,362	8,969	1,857	3,921	1,949
JANUARY	68,473	4,362	8,969	1,857	3,921	1,949
FEBRUARY	68,473	4,362	8,969	1,857	3,921	1,949
MARCH	68,473	4,362	8,969	1,857	3,921	1,949
APRIL	68,473	4,362	8,969	1,857	3,921	1,949
MAY	62,943	4,165	9,534	1,873	3,667	1,936
JUNE	62,943	4,165	9,534	1,873	3,667	1,936
TOTALS	\$ 746,208	\$ 50,278	\$ 102,414	\$ 19,904	\$ 48,200	\$ 31,049

	NUMBER OF LANDINGS	LANDING FEES (b)	NUMBER OF REMAIN OVERNIGHTS	REMAIN OVERNIGHT FEES (c)	OPERATIONS FEES (d)	LATE / PENALTY FEES	18-19 MONTHLY REVENUE
JULY	59	\$ 21,426	1	\$ 163	\$ 1,197	\$ -	\$ 97,234
AUGUST	61	22,129	-	-	1,237	434	98,248
SEPTEMBER	60	21,854	-	-	1,217	442	97,961
OCTOBER	62	22,466	-	-	1,257	432	93,442
NOVEMBER	60	23,717	-	-	1,229	-	114,477
DECEMBER	62	24,608	-	-	1,270	-	115,409
JANUARY	62	23,713	-	-	1,270	-	114,514
FEBRUARY	56	21,294	1	173	1,147	1,225	113,370
MARCH	61	24,200	1	173	1,250	-	115,154
APRIL	60	23,155	-	-	1,229	-	113,915
MAY	60	22,513	-	-	1,213	3,020	110,864
JUNE	59	22,120	1	170	1,192	-	107,600
TOTALS	722	\$ 273,195	4	\$ 679	\$ 14,708	\$ 5,553	\$ 1,292,188

17-18								
	MONTHLY REVENUE	% CHANGE	FLIGHTS		PASSENGERS		AIR FREIGHT (TONS)	
			DEPARTURES	ARRIVALS	ENPLANED	DEPLANED	ENPLANED	DEPLANED
JULY	\$ 92,061	5.62%	59	59	10,401	10,396	-	-
AUGUST	88,220	11.37%	61	61	9,864	9,617	-	-
SEPTEMBER	86,104	13.77%	60	60	8,919	9,003	-	-
OCTOBER	85,656	9.09%	62	62	9,921	9,821	-	-
NOVEMBER	110,027	4.04%	60	60	10,121	10,082	-	-
DECEMBER	111,547	3.46%	62	62	10,579	10,443	-	-
JANUARY	113,228	1.14%	62	62	9,880	9,575	-	-
FEBRUARY	112,143	1.09%	56	56	8,569	8,286	-	-
MARCH	112,513	2.35%	61	61	10,272	9,721	-	-
APRIL	112,503	1.26%	60	60	10,217	9,849	-	-
MAY	99,129	11.84%	60	60	10,580	10,391	-	-
JUNE	97,499	10.36%	59	59	10,118	10,337	-	-
TOTALS	\$ 1,220,630	5.86%	722	722	119,441	117,521	-	-

NOTE:

- a - Lease effective December 13, 2016.
 b - Landing fee rate per 1,000 pounds at \$2.47 from May 2018, \$2.69 from November 2018, and \$2.62 from May 2019.
 c - Remain overnight fee rate per night at \$162.58 from May 2018, \$172.50 from November 2018, and \$170.14 from May 2019.
 d - Operations fee rate per operation on apron at \$20.28 from May 2018, \$20.49 from November 2018, and \$20.21 from May 2019.
 e - CUPPS upgrade fee estimated cost was paid through September 2018. The final actual true-up is amortized from November 2018 through October 2019.

HORIZON AIR INDUSTRIES
CERTIFICATED PASSENGER AIRLINE OPERATING LEASE

LEASE EXPIRES 12/31/2020

	TERMINAL RENT	UTILITIES FEES	JANITORIAL FEES	RAMP EQ STORAGE FEES	CUPPS FEES	CUPPS UPGRADE FEES (e)
JULY	\$ 12,207	\$ 937	\$ 1,490	\$ 346	\$ 1,668	\$ 431
AUGUST	12,207	937	1,490	346	1,668	431
SEPTEMBER	12,207	937	1,490	346	1,668	431
OCTOBER	12,207	937	1,490	346	1,668	-
NOVEMBER	113,463	8,415	17,302	1,805	7,563	3,760
DECEMBER	113,463	8,415	17,302	1,805	7,563	3,760
JANUARY	113,463	8,415	17,302	1,805	7,563	3,760
FEBRUARY	113,463	8,415	17,302	1,805	7,563	3,760
MARCH	113,463	8,415	17,302	1,805	7,563	3,760
APRIL	113,463	8,415	17,302	1,805	7,563	3,760
MAY	57,263	3,828	9,262	727	3,331	1,817
JUNE	57,263	3,828	9,262	727	3,331	1,817
TOTALS	\$ 844,132	\$ 61,894	\$ 128,296	\$ 13,668	\$ 58,712	\$ 27,487

	NUMBER OF LANDINGS	LANDING FEES (b)	NUMBER OF REMAIN OVERNIGHTS	REMAIN OVERNIGHT FEES (c)	OPERATIONS FEES (d)	LATE / PENALTY FEES	18-19 MONTHLY REVENUE
JULY	155	\$ 27,685	-	\$ -	\$ 3,143	\$ -	\$ 47,907
AUGUST	155	27,685	-	-	3,143	-	47,907
SEPTEMBER	150	26,792	1	163	3,042	-	47,076
OCTOBER	146	26,052	1	163	2,961	-	45,824
NOVEMBER	150	29,250	-	-	3,074	-	184,632
DECEMBER	185	36,200	1	173	3,791	-	192,472
JANUARY	179	35,879	2	345	3,627	536	192,695
FEBRUARY	155	31,253	4	690	3,217	-	187,468
MARCH	184	37,100	-	-	3,770	1,188	194,366
APRIL	179	36,092	-	-	3,668	-	192,068
MAY	185	36,332	1	170	3,739	-	116,469
JUNE	179	35,154	27	4,594	3,597	652	120,225
TOTALS	2,002	\$ 385,474	37	\$ 6,298	\$ 40,772	\$ 2,376	\$ 1,569,109

17-18								
	MONTHLY REVENUE	% CHANGE	FLIGHTS		PASSENGERS		AIR FREIGHT (TONS)	
			DEPARTURES	ARRIVALS	ENPLANED	DEPLANED	ENPLANED	DEPLANED
JULY	\$ 47,653	0.53%	155	155	9,981	10,241	-	-
AUGUST	50,190	-4.55%	155	155	10,071	9,884	-	-
SEPTEMBER	53,083	-11.32%	150	150	9,089	9,125	0.40	0.40
OCTOBER	53,470	-14.30%	146	146	9,361	9,519	-	-
NOVEMBER	154,922	19.18%	150	150	9,319	9,661	0.10	0.30
DECEMBER	163,055	18.04%	185	185	11,484	11,780	-	0.20
JANUARY	164,226	17.34%	177	179	10,405	10,280	-	0.60
FEBRUARY	163,096	14.94%	157	155	9,874	9,965	-	0.80
MARCH	165,352	17.55%	184	184	11,553	11,824	-	0.70
APRIL	162,358	18.30%	179	179	11,591	11,834	-	0.20
MAY	43,800	165.91%	185	185	11,996	12,134	-	-
JUNE	46,913	156.27%	178	179	11,172	11,671	-	-
TOTALS	\$ 1,268,118	23.74%	2,001	2,002	125,896	127,918	0.50	3.20

NOTE:

- a - Lease effective December 13, 2016, conducted in accordance with an agreement with Alaska Airlines. Term of license continues on a month-to-month basis until terminated by either party.
- b - Landing fee rate per 1,000 pounds at \$2.47 from May 2018, \$2.69 from November 2018, and \$2.62 from May 2019.
- c - Remain overnight fee rate per night at \$162.58 from May 2018, \$172.50 from November 2018, and \$170.14 from May 2019.
- d - Operations fee rate per operation on apron at \$20.28 from May 2018, \$20.49 from November 2018, and \$20.21 from May 2019.
- e - CUPPS upgrade fee estimated cost was paid through September 2018. The final actual true-up is amortized from November 2018 through October 2019.

SKYWEST AIRLINES (COMMERCIAL)
CERTIFICATED PASSENGER AIRLINE OPERATING LICENSE

LEASE EXPIRES 12/31/2020

	TERMINAL RENT	UTILITIES FEES	JANITORIAL FEES	CUPPS FEES	CUPPS UPGRADE FEES (e)
JULY	\$ 118,731	\$ 11,188	\$ 21,013	\$ 12,122	\$ 14,853
AUGUST	118,731	11,188	21,013	12,122	14,853
SEPTEMBER	118,731	11,188	21,013	12,122	14,853
OCTOBER	118,731	11,188	21,013	12,122	-
NOVEMBER	118,937	10,068	20,702	9,050	4,499
DECEMBER	118,937	10,068	20,702	9,050	4,499
JANUARY	118,937	10,068	20,702	9,050	4,499
FEBRUARY	118,937	10,068	20,702	9,050	4,499
MARCH	118,937	10,068	20,702	9,050	4,499
APRIL	118,937	10,068	20,702	9,050	4,499
MAY	118,934	10,282	23,454	9,057	4,771
JUNE	118,934	10,282	23,454	9,057	4,771
TOTALS	\$ 1,426,414	\$ 125,724	\$ 255,172	\$ 120,902	\$ 81,095

	NUMBER OF LANDINGS	LANDING FEES (b)	NUMBER OF REMAIN OVERNIGHTS	REMAIN OVERNIGHT FEES (c)	OPERATIONS FEES (d)	LATE / PENALTY FEES	18-19 MONTHLY REVENUE
JULY	263	\$ 48,265	31	\$ 5,040	\$ 5,334	\$ -	\$ 236,546
AUGUST	271	49,760	31	5,040	5,496	-	238,203
SEPTEMBER	317	58,280	26	4,227	6,429	-	246,843
OCTOBER	324	59,985	28	4,552	6,571	573	234,735
NOVEMBER	339	68,353	30	5,175	6,946	2,963	246,693
DECEMBER	350	70,571	28	4,830	7,172	-	245,829
JANUARY	295	59,481	30	5,175	6,045	1,083	235,040
FEBRUARY	266	53,634	27	4,658	5,450	1,718	228,716
MARCH	296	59,717	28	4,830	6,065	1,333	235,201
APRIL	325	65,530	57	9,833	6,659	-	245,278
MAY	328	64,416	62	10,549	6,629	984	249,076
JUNE	313	61,470	33	5,615	6,346	901	240,830
TOTALS	3,687	\$ 719,462	411	\$ 69,524	\$ 75,142	\$ 9,555	\$ 2,882,990

17-18								
	MONTHLY REVENUE	% CHANGE	FLIGHTS		PASSENGERS		AIR FREIGHT (TONS)	
			DEPARTURES	ARRIVALS	ENPLANED	DEPLANED	ENPLANED	DEPLANED
JULY	\$ 129,735	82.33%	263	263	16,097	16,259	-	-
AUGUST	134,411	77.22%	271	271	16,819	16,187	-	-
SEPTEMBER	132,909	85.72%	317	317	19,154	19,081	-	-
OCTOBER	132,746	76.83%	324	324	21,063	20,753	-	-
NOVEMBER	253,699	-2.76%	339	339	21,881	21,753	-	-
DECEMBER	247,806	-0.80%	350	350	21,196	21,626	-	-
JANUARY	237,798	-1.16%	295	295	16,071	15,685	-	-
FEBRUARY	231,467	-1.19%	266	266	16,347	15,758	-	-
MARCH	242,146	-2.87%	296	296	18,289	17,998	-	-
APRIL	240,767	1.87%	325	325	19,895	19,470	-	-
MAY	240,510	3.56%	328	328	20,038	19,633	-	-
JUNE	236,227	1.95%	314	313	20,031	19,711	-	-
TOTALS	\$ 2,460,221	17.18%	3,688	3,687	226,881	223,914	-	-

NOTE:

a - Lease effective December 13, 2016, conducted in accordance with an agreement with Alaska Airlines, Delta Airlines, United Airlines.

Term of license continues on a month-to-month basis until terminated by either party.

b - Landing fee rate per 1,000 pounds at \$2.47 from May 2018, \$2.69 from November 2018, and \$2.62 from May 2019.

c - Remain overnight fee rate per night at \$162.58 from May 2018, \$172.50 from November 2018, and \$170.14 from May 2019.

d - Operations fee rate per operation on apron at \$20.28 from May 2018, \$20.49 from November 2018, and \$20.21 from May 2019.

e - CUPPS upgrade fee estimated cost was paid through September 2018. The final actual true-up is amortized from November 2018 through October 2019.

SOUTHWEST AIRLINES
CERTIFICATED PASSENGER AIRLINE LEASE
 LEASE EXPIRES 12/31/2020

	TERMINAL RENT	UTILITIES FEES	JANITORIAL FEES	RAMP EQ STORAGE FEES	CUPPS FEES	CUPPS UPGRADE FEES (e)	CBP FEES	IAF FEES
JULY	\$ 718,623	\$ 62,778	\$ 118,251	\$ 7,844	\$ 67,189	\$ 84,382	\$ 53,097	\$ 41,946
AUGUST	718,623	62,778	118,251	7,844	67,189	84,382	53,097	41,946
SEPTEMBER	718,623	62,778	118,251	7,844	67,189	84,382	53,097	41,946
OCTOBER	718,623	62,778	118,251	7,844	67,189	-	53,097	41,946
NOVEMBER	700,441	50,106	103,030	8,791	45,038	22,390	54,780	44,478
DECEMBER	700,441	50,106	103,030	8,791	45,038	22,390	54,780	44,478
JANUARY	700,441	50,106	103,030	8,791	45,038	22,390	54,780	44,478
FEBRUARY	700,441	50,106	103,030	8,791	45,038	22,390	54,780	44,478
MARCH	700,441	50,106	103,030	8,791	45,038	22,390	54,780	44,478
APRIL	700,441	50,106	103,030	8,791	45,038	22,390	54,780	44,478
MAY	681,685	51,811	118,114	8,550	45,649	24,038	42,143	33,165
JUNE	681,685	51,811	118,114	8,550	45,649	24,038	42,143	33,165
TOTALS	\$ 8,440,508	\$ 655,370	\$ 1,327,412	\$ 101,222	\$ 630,282	\$ 435,562	\$ 625,354	\$ 500,982

	NUMBER OF LANDINGS	LANDING FEES (b)	NUMBER OF REMAIN OVERNIGHTS	REMAIN OVERNIGHT FEES (c)	OPERATIONS FEES (d)	LATE / PENALTY FEES	18-19 MONTHLY REVENUE	17-18 MONTHLY REVENUE
JULY	1,486	\$ 469,989	248	\$ 40,320	\$ 30,136	\$ -	\$ 1,694,555	\$ 1,750,113
AUGUST	1,485	469,537	254	41,295	30,096	7,726	1,702,764	1,752,772
SEPTEMBER	1,349	426,731	240	39,019	27,358	5,000	1,652,218	1,758,412
OCTOBER	1,426	451,259	251	40,808	28,919	-	1,590,714	1,786,686
NOVEMBER	1,302	448,434	241	41,573	26,678	-	1,545,739	1,575,776
DECEMBER	1,297	446,712	245	42,263	26,576	-	1,544,605	1,585,310
JANUARY	1,333	459,489	250	43,125	27,293	-	1,558,961	1,521,651
FEBRUARY	1,179	406,352	223	38,468	24,178	-	1,498,052	1,442,566
MARCH	1,336	460,141	251	43,298	27,375	-	1,559,868	1,526,352
APRIL	1,319	454,718	239	41,228	27,026	-	1,552,026	1,529,322
MAY	1,341	450,053	247	42,025	27,102	-	1,524,335	1,653,515
JUNE	1,179	395,683	240	40,834	23,807	-	1,465,479	1,664,679
TOTALS	16,032	\$ 5,339,098	2,929	\$ 494,256	\$ 326,544	\$ 12,726	\$ 18,889,316	\$ 19,547,154

	% CHANGE	FLIGHTS DEPARTURES	ARRIVALS	PASSENGERS ENPLANED	DEPLANED	AIR FREIGHT (TONS) ENPLANED	DEPLANED
JULY	-3.17%	1,486	1,486	177,279	177,892	42.36	29.92
AUGUST	-2.85%	1,484	1,485	178,632	176,222	48.15	23.72
SEPTEMBER	-6.04%	1,349	1,349	149,462	150,894	39.47	20.81
OCTOBER	-10.97%	1,426	1,426	152,941	152,054	50.67	17.53
NOVEMBER	-1.91%	1,302	1,302	136,455	138,392	42.03	15.93
DECEMBER	-2.57%	1,297	1,297	124,511	125,846	32.04	10.59
JANUARY	2.45%	1,332	1,333	142,812	141,579	44.21	20.98
FEBRUARY	3.85%	1,180	1,179	139,688	140,585	41.46	35.26
MARCH	2.20%	1,336	1,336	162,491	163,672	38.39	40.19
APRIL	1.48%	1,319	1,319	159,205	159,390	34.71	40.22
MAY	-7.81%	1,341	1,341	161,342	163,330	34.81	31.60
JUNE	-11.97%	1,178	1,179	145,509	146,855	35.82	26.62
TOTALS	-3.37%	16,030	16,032	1,830,327	1,836,711	484.12	313.37

NOTE:

a - Lease effective December 13, 2016.

b - Landing fee rate per 1,000 pounds at \$2.47 from May 2018, \$2.69 from November 2018, and \$2.62 from May 2019.

c - Remain overnight fee rate per night at \$162.58 from May 2018, \$172.50 from November 2018, and \$170.14 from May 2019.

d - Operations fee rate per operation on apron at \$20.28 from May 2018, \$20.49 from November 2018, and \$20.21 from May 2019.

e - CUPPS upgrade fee estimated cost was paid through September 2018. The final actual true-up is amortized from November 2018 through October 2019.

UNITED AIRLINES
CERTIFICATED PASSENGER AIRLINE LEASE
 LEASE EXPIRES 12/31/2020

	TERMINAL RENT	MEZZANINE RENT	UTILITIES FEES	JANITORIAL FEES	RAMP EQ STORAGE FEES	CUPPS FEES	CUPPS UPGRADE FEES (e)
JULY	\$ 299,801	\$ 13,031	\$ 22,552	\$ 42,248	\$ 8,808	\$ 24,705	\$ 29,608
AUGUST	299,801	13,031	22,552	42,248	8,808	24,705	29,608
SEPTEMBER	299,801	13,031	22,552	42,248	8,808	24,705	29,608
OCTOBER	299,801	13,031	22,552	42,248	8,808	24,705	-
NOVEMBER	360,328	15,559	23,703	48,740	9,872	21,306	10,592
DECEMBER	360,328	15,559	23,703	48,740	9,872	21,306	10,592
JANUARY	360,328	15,559	23,703	48,740	9,872	21,306	10,592
FEBRUARY	360,328	15,559	23,703	48,740	9,872	21,306	10,592
MARCH	360,328	15,559	23,703	48,740	9,872	21,306	10,592
APRIL	360,328	15,559	23,703	48,740	9,872	21,306	10,592
MAY	339,383	13,901	23,082	52,777	9,604	20,324	10,721
JUNE	339,383	13,901	23,082	52,777	9,604	20,324	10,721
TOTALS	\$ 4,039,938	\$ 173,280	\$ 278,590	\$ 566,986	\$ 113,672	\$ 267,304	\$ 173,818

	NUMBER OF LANDINGS	LANDING FEES (b)	NUMBER OF REMAIN OVERNIGHTS	REMAIN OVERNIGHT FEES (c)	OPERATIONS FEES (d)	LATE / PENALTY FEES	18-19 MONTHLY REVENUE	17-18 MONTHLY REVENUE
JULY	584	\$ 201,535	177	\$ 28,777	\$ 11,844	\$ -	\$ 682,909	\$ 557,181
AUGUST	589	203,741	186	30,240	11,945	-	686,679	559,952
SEPTEMBER	529	183,906	170	27,639	10,728	-	663,026	540,392
OCTOBER	546	190,484	179	29,102	11,113	-	641,844	557,932
NOVEMBER	511	194,646	174	30,015	10,429	-	725,190	740,966
DECEMBER	501	191,686	180	31,050	10,265	-	723,101	748,937
JANUARY	519	200,207	183	31,568	10,655	-	732,530	754,212
FEBRUARY	477	180,841	163	28,118	9,753	3,605	712,417	726,487
MARCH	536	201,407	174	30,015	10,983	-	732,505	753,425
APRIL	527	198,457	176	30,360	10,798	-	729,715	750,041
MAY	561	206,367	173	29,434	11,338	6,873	723,804	679,184
JUNE	547	202,039	168	28,584	11,055	-	711,470	677,235
TOTALS	6,427	\$ 2,355,316	2,103	\$ 354,902	\$ 130,906	\$ 10,478	\$ 8,465,190	\$ 8,045,944

	% CHANGE	FLIGHTS DEPARTURES	ARRIVALS	PASSENGERS ENPLANED	DEPLANED	AIR FREIGHT (TONS) ENPLANED	DEPLANED
JULY	22.57%	584	584	77,609	80,388	47.65	-
AUGUST	22.63%	589	589	78,738	78,942	50.24	-
SEPTEMBER	22.69%	529	529	66,680	67,418	50.82	-
OCTOBER	15.04%	548	546	72,445	73,817	55.24	-
NOVEMBER	-2.13%	509	511	68,332	71,134	57.74	-
DECEMBER	-3.45%	501	501	67,068	70,129	55.85	-
JANUARY	-2.87%	520	519	64,903	64,951	21.75	-
FEBRUARY	-1.94%	476	477	59,673	59,593	4.42	-
MARCH	-2.78%	536	536	71,371	68,607	22.99	-
APRIL	-2.71%	527	527	69,564	68,834	21.75	-
MAY	6.57%	561	561	73,446	73,148	26.26	-
JUNE	5.06%	547	547	76,695	75,561	26.81	-
TOTALS	5.21%	6,427	6,427	846,524	852,522	441.52	-

NOTE:

a - Lease effective December 13, 2016.

b - Landing fee rate per 1,000 pounds at \$2.47 from May 2018, \$2.69 from November 2018, and \$2.62 from May 2019.

c - Remain overnight fee rate per night at \$162.58 from May 2018, \$172.50 from November 2018, and \$170.14 from May 2019.

d - Operations fee rate per operation on apron at \$20.28 from May 2018, \$20.49 from November 2018, and \$20.21 from May 2019.

e - CUPPS upgrade fee estimated cost was paid through September 2018. The final actual true-up is amortized from November 2018 through October 2019.

WESTJET
CERTIFICATED PASSENGER AIRLINE LEASE
 LEASE EXPIRES 12/31/2020

	TERMINAL RENT	UTILITIES FEES	JANITORIAL FEES	RAMP EQ STORAGE FEES	CUPPS FEES	CUPPS UPGRADE FEES (e)	CBP FEES
JULY	\$ 37,243	\$ 2,624	\$ 4,919	\$ 405	\$ 2,864	\$ 3,457	\$ 10,467
AUGUST	37,243	2,624	4,919	405	2,864	3,457	10,467
SEPTEMBER	37,243	2,624	4,919	405	2,864	3,457	10,467
OCTOBER	37,243	2,624	4,919	405	2,864	-	10,467
NOVEMBER	44,653	2,734	5,622	225	2,457	1,222	11,327
DECEMBER	44,653	2,734	5,622	225	2,457	1,222	11,327
JANUARY	44,653	2,734	5,622	225	2,457	1,222	11,327
FEBRUARY	44,653	2,734	5,622	225	2,457	1,222	11,327
MARCH	44,653	2,734	5,622	225	2,457	1,222	11,327
APRIL	44,653	2,734	5,622	225	2,457	1,222	11,327
MAY	40,363	2,538	5,817	218	2,234	1,180	11,326
JUNE	40,363	2,538	5,817	218	2,234	1,180	11,326
TOTALS	\$ 497,616	\$ 31,976	\$ 65,042	\$ 3,406	\$ 30,666	\$ 20,063	\$ 132,482

	NUMBER OF LANDINGS	LANDING FEES (b)	NUMBER OF REMAIN OVERNIGHTS	REMAIN OVERNIGHT FEES (c)	OPERATIONS FEES (d)	LATE / PENALTY FEES	18-19 MONTHLY REVENUE	17-18 MONTHLY REVENUE
JULY	31	\$ 9,893	-	\$ -	\$ 629	\$ -	\$ 72,501	\$ 64,101
AUGUST	31	9,893	1	163	629	-	72,664	64,161
SEPTEMBER	30	9,574	-	-	608	-	72,161	63,863
OCTOBER	30	9,574	-	-	608	-	68,704	64,201
NOVEMBER	26	9,036	-	-	533	-	77,809	75,508
DECEMBER	26	8,966	-	-	533	-	77,739	75,875
JANUARY	26	8,990	-	-	533	1,869	79,632	76,047
FEBRUARY	24	8,318	-	-	492	-	77,050	75,140
MARCH	27	9,314	-	-	553	-	78,107	76,243
APRIL	26	9,013	-	-	533	-	77,786	76,921
MAY	31	10,494	-	-	627	-	74,797	72,501
JUNE	30	10,155	-	-	606	-	74,437	72,118
TOTALS	338	\$ 113,220	1	\$ 163	\$ 6,884	\$ 1,869	\$ 903,387	\$ 856,679

	% CHANGE	FLIGHTS		PASSENGERS		AIR FREIGHT (TONS)	
		DEPARTURES	ARRIVALS	ENPLANED	DEPLANED	ENPLANED	DEPLANED
JULY	13.10%	31	31	3,905	3,889	-	-
AUGUST	13.25%	31	31	3,980	3,993	-	-
SEPTEMBER	12.99%	30	30	3,596	3,635	-	-
OCTOBER	7.01%	30	30	3,621	3,605	-	-
NOVEMBER	3.05%	26	26	3,128	3,077	-	-
DECEMBER	2.46%	26	26	3,091	2,811	-	-
JANUARY	4.71%	26	26	2,930	2,842	-	-
FEBRUARY	2.54%	24	24	3,004	2,703	-	-
MARCH	2.44%	27	27	3,162	3,223	-	-
APRIL	1.12%	26	26	3,301	3,127	-	-
MAY	3.17%	31	31	4,028	3,889	-	-
JUNE	3.22%	30	30	3,861	3,588	-	-
TOTALS	5.45%	338	338	41,607	40,382	-	-

NOTE:

a - Lease effective December 13, 2016.

b - Landing fee rate per 1,000 pounds at \$2.47 from May 2018, \$2.69 from November 2018, and \$2.62 from May 2019.

c - Remain overnight fee rate per night at \$162.58 from May 2018, \$172.50 from November 2018, and \$170.14 from May 2019.

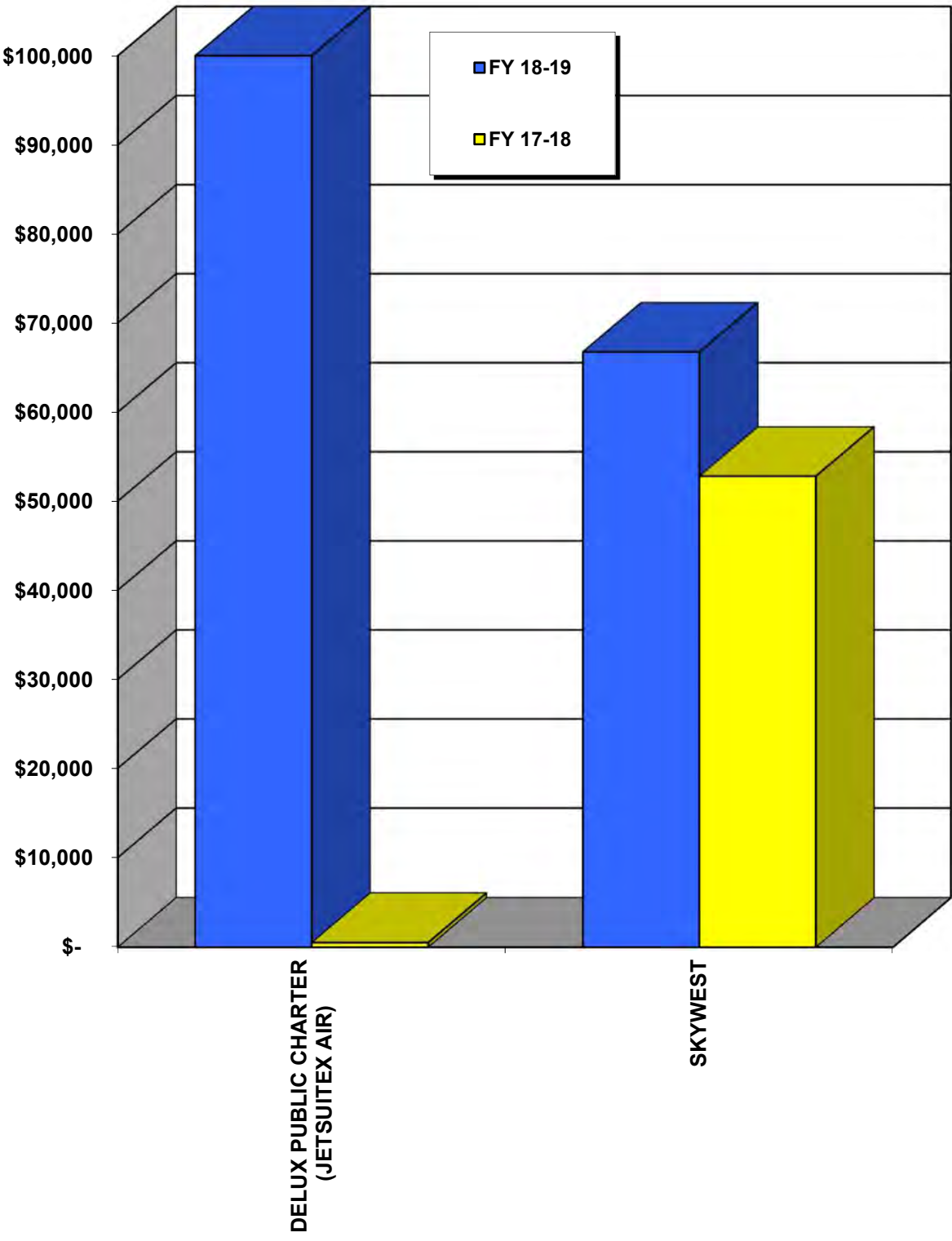
d - Operations fee rate per operation on apron at \$20.28 from May 2018, \$20.49 from November 2018, and \$20.21 from May 2019.

e - CUPPS upgrade fee estimated cost was paid through September 2018. The final actual true-up is amortized from November 2018 through October 2019.

COMMUTER AIRLINES



COMMUTER AIRLINES SUMMARY



COMMUTER AIRLINES SUMMARY FOR FY 2018-2019

	NUMBER OF LANDINGS	LANDING FEES (a)	NUMBER OF REMAIN OVERNIGHTS	REMAIN OVERNIGHT FEES (b)	OPERATIONS FEES (c)	LATE / PENALTY FEES
DELUX PUBLIC CHARTER (JETSUITEX AIR)	1,619	\$ 173,579	410	\$ 46,625	\$ -	\$ 13,322
SKYWEST	368	63,881	1	116	1,048	1,698
TOTALS	1,987	\$ 237,460	411	\$ 46,741	\$ 1,048	\$ 15,020

	18-19 TOTAL REVENUE	17-18 TOTAL REVENUE	% CHANGE	FLIGHTS DEPARTURES	ARRIVALS
DELUX PUBLIC CHARTER (JETSUITEX AIR)	\$ 233,526	\$ 512	45510.55%	1,619	1,619
SKYWEST	66,743	52,787	26.44%	368	368
TOTALS	\$ 300,269	\$ 53,299	463.37%	1,987	1,987

	PASSENGERS ENPLANED	DEPLANED	AIR FREIGHT (TONS) ENPLANED	DEPLANED
DELUX PUBLIC CHARTER (JETSUITEX AIR)	33,890	30,285	-	-
SKYWEST	22,380	24,271	-	-
TOTALS	56,270	54,556	-	-

NOTE:

- a - Landing fee rate per 1,000 pounds at \$2.47 from May 2018, \$2.69 from November 2018, and \$2.62 from May 2019.
- b - Remain overnight fee rate per night at \$108.93 from May 2018, \$115.58 from November 2018, and \$113.99 from May 2019.
- c - Operations fee rate per operations on apron at \$2.84 from May 2018, \$2.87 from November 2018, and \$2.83 from May 2019.

DELUX PUBLIC CHARTER
dba JETSUITEX AIR
COMMUTER AIRLINE OPERATING LICENSE
MONTH TO MONTH

	NUMBER OF LANDINGS	LANDING FEES (b)	NUMBER OF REMAIN OVERNIGHTS	REMAIN OVERNIGHT FEES (c)	LATE / PENALTY FEES	18-19 MONTHLY REVENUE
JULY	69	\$ 6,967	22	\$ 2,396	\$ -	\$ 9,363
AUGUST	84	8,462	21	2,288	2,108	12,858
SEPTEMBER	81	8,160	22	2,396	-	10,556
OCTOBER	85	8,563	23	2,505	500	11,568
NOVEMBER	80	8,777	21	2,427	261	11,465
DECEMBER	125	13,714	8	925	-	14,639
JANUARY	146	16,018	18	2,080	453	18,551
FEBRUARY	183	20,077	60	6,935	7,500	34,512
MARCH	177	19,419	49	5,663	-	25,082
APRIL	169	18,541	55	6,357	-	24,898
MAY	222	23,723	65	7,409	-	31,132
JUNE	198	21,158	46	5,244	2,500	28,902
TOTALS	1,619	\$ 173,579	410	\$ 46,625	\$ 13,322	\$ 233,526

17-18								
	MONTHLY REVENUE	% CHANGE	FLIGHTS		PASSENGERS		AIR FREIGHT (TONS)	
			DEPARTURES	ARRIVALS	ENPLANED	DEPLANED	ENPLANED	DEPLANED
JULY	\$ -	N/A	70	69	955	980	-	-
AUGUST	-	N/A	85	84	1,300	1,230	-	-
SEPTEMBER	-	N/A	79	81	1,331	1,388	-	-
OCTOBER	-	N/A	83	85	1,638	1,641	-	-
NOVEMBER	-	N/A	82	80	1,782	1,682	-	-
DECEMBER	-	N/A	124	125	2,571	2,364	-	-
JANUARY	-	N/A	145	146	2,865	2,838	-	-
FEBRUARY	-	N/A	183	183	4,410	4,206	-	-
MARCH	-	N/A	177	177	4,230	4,292	-	-
APRIL	-	N/A	169	169	4,020	3,884	-	-
MAY	-	N/A	222	222	4,887	1,815	-	-
JUNE	512	5544.92%	200	198	3,901	3,965	-	-
TOTALS	\$ 512	45510.55%	1,619	1,619	33,890	30,285	-	-

NOTE:

a - License effective June 5, 2018 and expired December 31, 2018.

b - Landing fee rate per 1,000 pounds at \$2.47 from May 2018, \$2.69 from November 2018, and \$2.62 from May 2019.

c - Remain overnight fee rate per night at \$108.93 from May 2018, \$115.58 from November 2018, and \$113.99 from May 2019.

SKYWEST AIRLINES
COMMUTER AIRLINE OPERATING LICENSE
MONTH TO MONTH

	NUMBER OF LANDINGS	LANDING FEES (b)	NUMBER OF REMAIN OVERNIGHTS	REMAIN OVERNIGHT FEES (c)	OPERATIONS FEES (d)	LATE / PENALTY FEES	18-19 MONTHLY REVENUE
JULY	34	\$ 5,627	-	\$ -	\$ 97	\$ -	\$ 5,724
AUGUST	35	5,792	-	-	99	-	5,891
SEPTEMBER	38	6,289	-	-	108	-	6,397
OCTOBER	41	6,785	-	-	116	559	7,460
NOVEMBER	29	5,227	-	-	83	-	5,310
DECEMBER	30	5,407	-	-	86	-	5,493
JANUARY	28	5,046	-	-	80	383	5,509
FEBRUARY	25	4,506	-	-	72	-	4,578
MARCH	23	4,145	1	116	66	-	4,327
APRIL	29	5,227	-	-	83	-	5,310
MAY	28	4,915	-	-	79	596	5,590
JUNE	28	4,915	-	-	79	160	5,154
TOTALS	368	\$ 63,881	1	\$ 116	\$ 1,048	\$ 1,698	\$ 66,743

17-18								
	MONTHLY		FLIGHTS		PASSENGERS		AIR FREIGHT (TONS)	
	REVENUE	% CHANGE	DEPARTURES	ARRIVALS	ENPLANED	DEPLANED	ENPLANED	DEPLANED
JULY	\$ 3,139	82.35%	34	34	2,276	2,363	-	-
AUGUST	3,781	55.81%	35	35	2,366	2,326	-	-
SEPTEMBER	4,506	41.97%	38	38	2,543	2,412	-	-
OCTOBER	4,552	63.88%	41	41	2,646	2,703	-	-
NOVEMBER	3,584	48.16%	29	29	1,419	1,983	-	-
DECEMBER	4,791	14.65%	30	30	1,670	1,921	-	-
JANUARY	5,115	7.70%	28	28	1,682	1,722	-	-
FEBRUARY	2,738	67.20%	25	25	1,317	1,710	-	-
MARCH	4,564	-5.19%	23	23	1,307	1,394	-	-
APRIL	5,112	3.87%	29	29	1,784	1,968	-	-
MAY	5,060	10.47%	28	28	1,566	1,867	-	-
JUNE	5,845	-11.82%	28	28	1,804	1,902	-	-
TOTALS	\$ 52,787	26.44%	368	368	22,380	24,271	-	-

NOTE:

a - Lease effective December 13, 2016.

b - Landing fee rate per 1,000 pounds at \$2.47 from May 2018, \$2.69 from November 2018, and \$2.62 from May 2019.

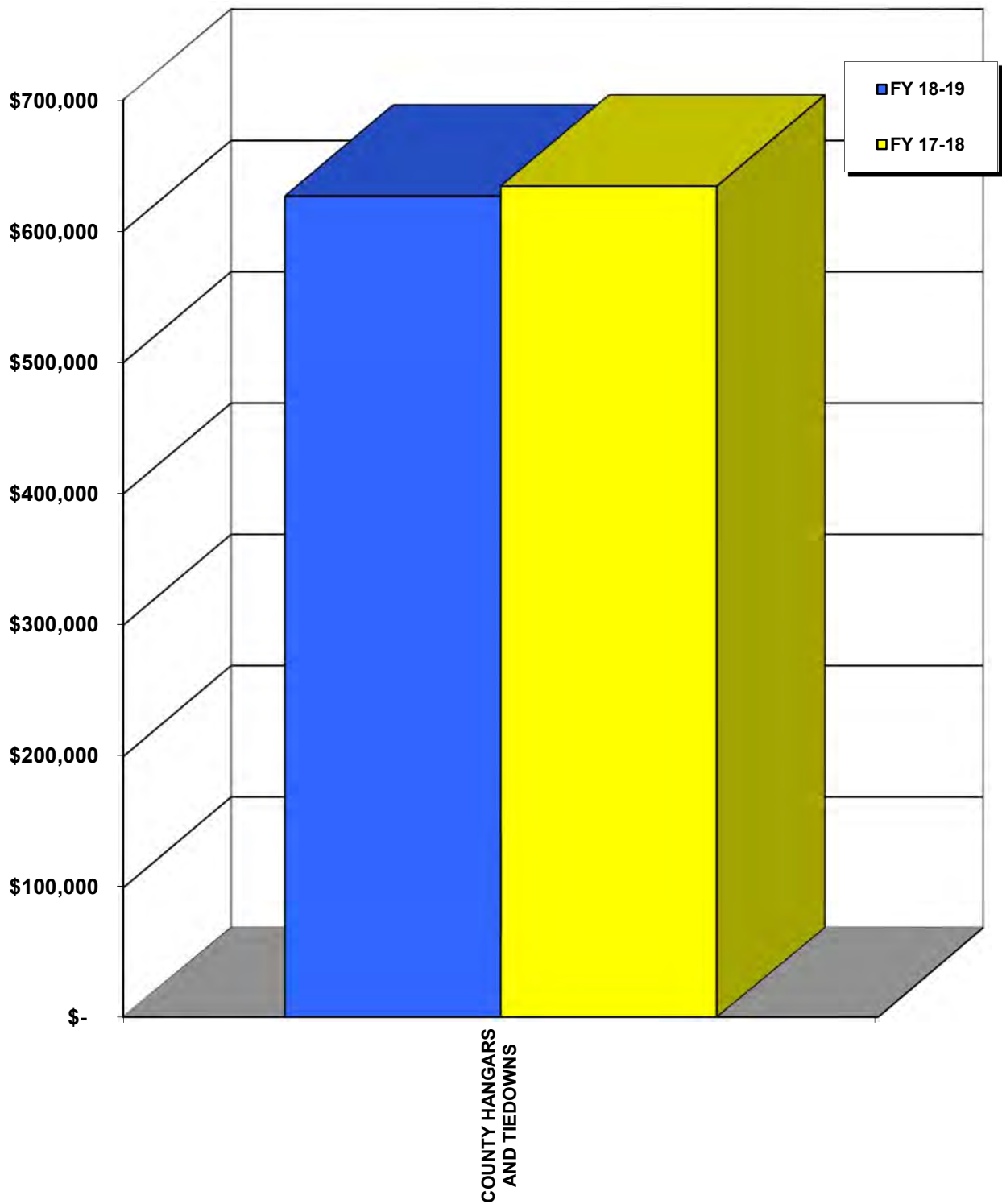
c - Remain overnight fee rate per night at \$108.93 from May 2018, \$115.58 from November 2018, and \$113.99 from May 2019.

d - Operations fee rate per operations on apron at \$2.84 from May 2018, \$2.87 from November 2018, and \$2.83 from May 2019.

COUNTY HANGARS AND TIEDOWNS



COUNTY HANGARS AND TIEDOWNS SUMMARY



COUNTY HANGARS AND TIEDOWNS

	COUNTY HANGAR REVENUE	COUNTY TIEDOWN REVENUE	COUNTY SHADED TIEDOWN REVENUE	LATE / PENALTY FEES	18-19 MONTHLY REVENUE (a)	17-18 MONTHLY REVENUE (a)	% CHANGE
JULY	\$ 1,940	\$ 34,304	\$ 12,173	\$ 78	\$ 48,495	\$ 41,098	18.00%
AUGUST	1,096	24,631	14,500	42	40,269	60,084	-32.98%
SEPTEMBER	1,948	30,353	20,026	46	52,373	34,688	50.98%
OCTOBER	3,088	41,314	18,905	86	63,393	70,828	-10.50%
NOVEMBER	1,737	30,848	14,901	47	47,533	27,122	75.26%
DECEMBER	2,706	27,162	11,783	17	41,668	61,170	-31.88%
JANUARY	2,511	35,834	29,443	112	67,900	58,696	15.68%
FEBRUARY	2,523	30,364	12,668	72	45,627	43,242	5.52%
MARCH	2,678	38,428	21,224	127	62,457	64,030	-2.46%
APRIL	1,544	28,315	12,896	124	42,879	61,529	-30.31%
MAY	3,281	37,748	22,800	41	63,870	46,323	37.88%
JUNE	2,509	32,438	15,441	55	50,443	65,626	-23.14%
TOTALS	\$ 27,561	\$ 391,739	\$ 206,760	\$ 847	\$ 626,907	\$ 634,436	-1.19%

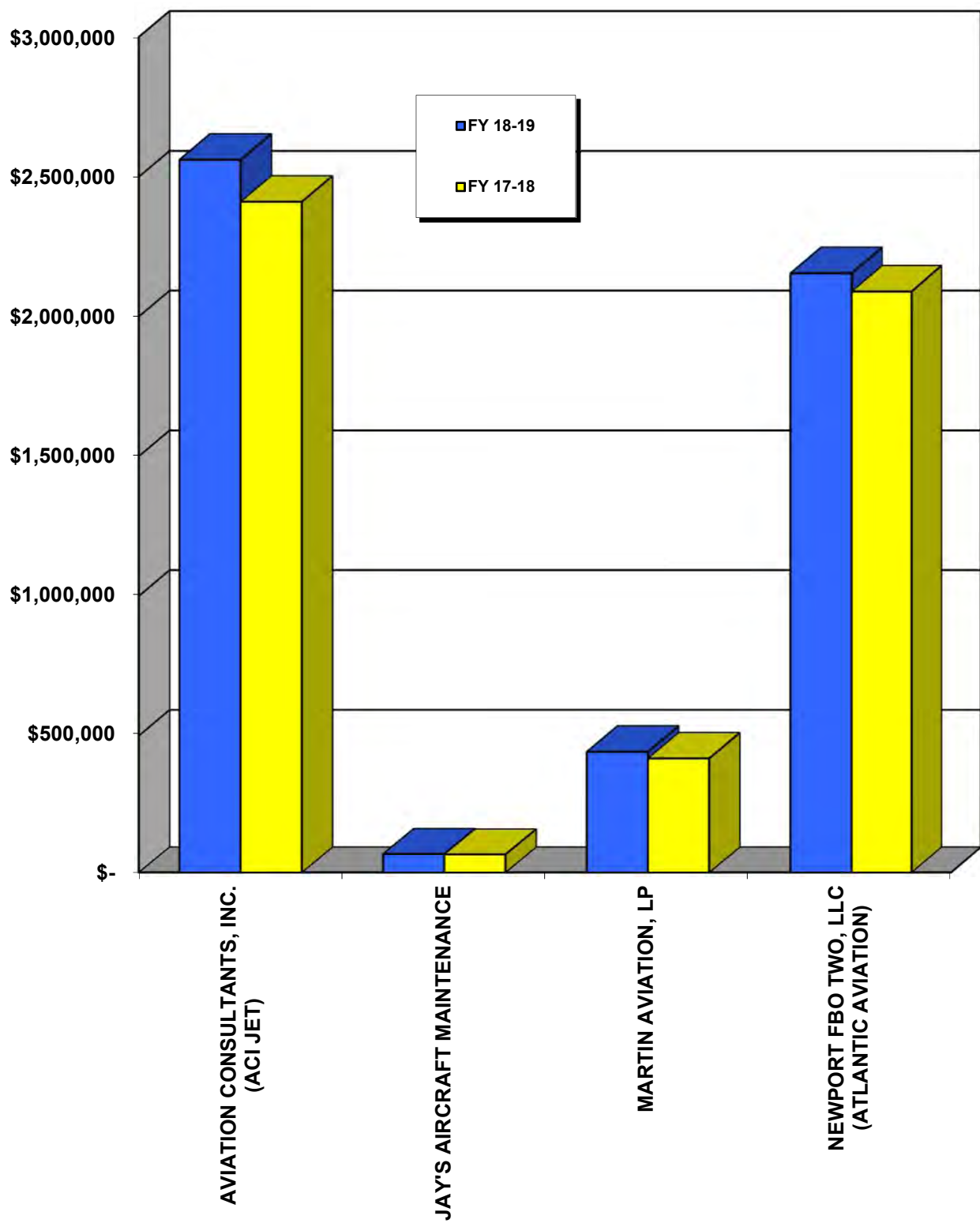
NOTE:

a - For consistency between prior year Revenue Reports, County Hangar and Tiedown revenue are presented on a cash basis.

FIXED-BASE OPERATORS



FIXED-BASE OPERATORS SUMMARY



FIXED-BASE OPERATORS SUMMARY FOR FY 2018-2019

LESSEE	FBO GROUND RENT	FUEL STORAGE RENT	EQUIPMENT STORAGE RENT	FUEL FLOWAGE FEES	TRANSIENT PARKING FEES	RENTAL CAR FEES
AVIATION CONSULTANTS, INC. (ACI JET)	\$ 2,115,729	\$ 36,594	\$ -	\$ 335,300	\$ 37,886	\$ 33,050
JAY'S AIRCRAFT MAINTENANCE	67,747	-	-	-	-	-
MARTIN AVIATION, LP NEWPORT FBO TWO, LLC (ATLANTIC AVIATION)	441,404	-	760	-	-	-
	1,507,196	38,488	-	329,692	113,578	45,415
TOTALS	\$ 4,132,076	\$ 75,082	\$ 760	\$ 664,992	\$ 151,464	\$ 78,465

LESSEE	AIRLINE SERVICES FEES	AIRCRAFT TIE-DOWN FEES	VEHICLE PARKING FEES	LATE / PENALTY FEES	18-19 TOTAL REVENUE	17-18 TOTAL REVENUE	% CHANGE
AVIATION CONSULTANTS, INC. (ACI JET)	\$ 1,500	\$ -	\$ -	\$ 592	\$ 2,560,651	\$ 2,410,389	6.23%
JAY'S AIRCRAFT MAINTENANCE	-	-	-	-	67,747	66,208	2.32%
MARTIN AVIATION, LP NEWPORT FBO TWO, LLC (ATLANTIC AVIATION)	-	-	-	-	442,164	418,272	5.71%
	1,500	47,740	69,855	1,062	2,154,526	2,089,143	3.13%
TOTALS	\$ 3,000	\$ 47,740	\$ 69,855	\$ 1,654	\$ 5,225,088	\$ 4,984,012	4.84%

LESSEE	LUBRICANT DELIVERED - GALLONS	FUEL DELIVERED - GALLONS				
		100LL	JET-A	DIESEL	MOGAS	TOTAL
AVIATION CONSULTANTS, INC. (ACI JET)	156	303,113	5,263,571	-	21,381	5,588,065
NEWPORT FBO TWO, LLC (ATLANTIC AVIATION)	600	82,719	5,381,596	16,788	12,746	5,493,849
TOTALS	756	385,832	10,645,167	16,788	34,127	11,081,914

PM 1121-223-26, 26.1 (a)
PM 1121-281-30, 31 (a),(b)
PM 1121-360-157 (a),(c)

AVIATION CONSULTANTS, INC.
dba ACI JET
FBO LEASE
MONTH TO MONTH

	FBO GROUND RENT (d)	FUEL STORAGE RENT (e)	FUEL FLOWAGE FEES	TRANSIENT PARKING FEES	RENTAL CAR GROSS	RENTAL CAR FEES	AIRLINE SERVICES GROSS	AIRLINE SERVICES FEES	LATE / PENALTY FEES
JULY	\$ 174,892	\$ 3,025	\$ 27,701	\$ 2,900	\$ 77,323	\$ 7,732	\$ -	\$ 125	\$ -
AUGUST	174,892	3,025	27,817	2,985	20,381	2,038	-	125	-
SEPTEMBER	174,892	3,025	24,164	3,065	16,214	1,621	-	125	-
OCTOBER	174,892	3,025	27,883	3,290	12,690	1,269	-	125	-
NOVEMBER	174,892	3,025	26,015	2,860	23,024	2,302	-	125	-
DECEMBER	174,892	3,025	27,727	3,000	15,802	1,580	-	125	-
JANUARY	174,892	3,025	27,989	3,480	31,423	3,142	-	125	592
FEBRUARY	174,892	3,025	25,117	2,783	16,622	1,662	-	125	-
MARCH	174,892	3,025	30,149	3,000	22,605	2,261	-	125	-
APRIL	180,567	3,123	29,190	3,000	23,689	2,369	-	125	-
MAY	180,567	3,123	30,914	4,073	26,429	2,643	-	125	-
JUNE	180,567	3,123	30,634	3,450	44,310	4,431	-	125	-
TOTALS	\$ 2,115,729	\$ 36,594	\$ 335,300	\$ 37,886	\$ 330,512	\$ 33,050	\$ -	\$ 1,500	\$ 592

	18-19 MONTHLY REVENUE	17-18 MONTHLY REVENUE	% CHANGE	LUBRICANT DELIVERED - GALLONS	FUEL DELIVERED - GALLONS				
					100LL	JET-A	DIESEL	MOGAS	TOTAL
JULY	\$ 216,375	\$ 200,499	7.92%	18	22,171	436,994	-	2,480	461,645
AUGUST	210,882	201,632	4.59%	33	35,187	425,910	-	2,466	463,563
SEPTEMBER	206,892	197,676	4.66%	-	26,128	376,606	-	-	402,734
OCTOBER	210,484	197,721	6.46%	15	26,671	435,655	-	2,367	464,693
NOVEMBER	209,219	196,057	6.71%	24	27,020	404,820	-	1,700	433,540
DECEMBER	210,349	199,403	5.49%	-	22,291	437,612	-	2,215	462,118
JANUARY	213,245	197,828	7.79%	21	17,942	448,505	-	-	466,447
FEBRUARY	207,604	198,967	4.34%	-	17,621	398,207	-	2,793	418,621
MARCH	213,452	200,417	6.50%	36	26,686	473,357	-	2,379	502,422
APRIL	218,374	205,835	6.09%	-	25,769	458,143	-	2,580	486,492
MAY	221,445	206,155	7.42%	6	30,601	484,630	-	-	515,231
JUNE	222,330	208,199	6.79%	3	25,026	483,132	-	2,401	510,559
TOTALS	\$ 2,560,651	\$ 2,410,389	6.23%	156	303,113	5,263,571	-	21,381	5,588,065

NOTE:

a - Lease effective April 1, 2017 and expired December 31, 2018.

b - ACI Jet's Transient Parking licenses (East and West) are month-to-month.

c - ACI Jet's Airline Related Services license is month-to-month. Greater of monthly minimum of \$125 or 10% of monthly ramp services gross receipts

d - Effective April 2019, monthly rent increased from \$174,892 to \$180,567.

e -Effective April 2019, monthly rent increased from \$3,025 to \$3,123.

JAY'S AIRCRAFT MAINTENANCE
FBO LEASE
MONTH TO MONTH

	FBO GROUND RENT (b)	LATE / PENALTY FEES	18-19 MONTHLY REVENUE	17-18 MONTHLY REVENUE	% CHANGE
JULY	\$ 5,620	\$ -	\$ 5,620	\$ 5,500	2.18%
AUGUST	5,620	-	5,620	5,500	2.18%
SEPTEMBER	5,620	-	5,620	5,500	2.18%
OCTOBER	5,620	-	5,620	5,500	2.18%
NOVEMBER	5,620	-	5,620	5,500	2.18%
DECEMBER	5,620	-	5,620	5,500	2.18%
JANUARY	5,620	-	5,620	5,500	2.18%
FEBRUARY	5,620	-	5,620	5,500	2.18%
MARCH	5,620	-	5,620	5,500	2.18%
APRIL	5,620	-	5,620	5,500	2.18%
MAY	5,750	-	5,750	5,588	2.90%
JUNE	5,797	-	5,797	5,620	3.15%
TOTALS	\$ 67,747	\$ -	\$ 67,747	\$ 66,208	2.32%

NOTE:

a - Lease expired December 31, 2018.

b - Effective May 9, 2019, monthly rent increased from \$5,620 to \$5,797.

PM 1121-223-20
PM 1121-223-24

MARTIN AVIATION, LP
FBO LEASE
LEASE EXPIRES 08/31/2026

	FBO GROUND RENT (a)	EQUIPMENT STORAGE RENT (b)	LATE / PENALTY FEES	18-19 MONTHLY REVENUE	17-18 MONTHLY REVENUE	% CHANGE
JULY	\$ 34,922	\$ 60	\$ -	\$ 34,982	\$ 34,226	2.21%
AUGUST	34,922	60	-	34,982	34,226	2.21%
SEPTEMBER	37,156	64	-	37,220	34,982	6.40%
OCTOBER	37,156	64	-	37,220	34,982	6.40%
NOVEMBER	37,156	64	-	37,220	34,982	6.40%
DECEMBER	37,156	64	-	37,220	34,982	6.40%
JANUARY	37,156	64	-	37,220	34,982	6.40%
FEBRUARY	37,156	64	-	37,220	34,982	6.40%
MARCH	37,156	64	-	37,220	34,982	6.40%
APRIL	37,156	64	-	37,220	34,982	6.40%
MAY	37,156	64	-	37,220	34,982	6.40%
JUNE	37,156	64	-	37,220	34,982	6.40%
TOTALS	\$ 441,404	\$ 760	\$ -	\$ 442,164	\$ 418,272	5.71%

NOTE:

a - Effective September 2018, monthly rent increased from \$34,922 to \$37,156.

b - Effective September 2018, monthly rent increased from \$60 to \$64.

PM 1121-223-25, 25.1, 25.2 (a)
PM 1121-281-28 (b)
PM 1121-360-152 (c)
PM 1121-281-30 (d)
PM 1121-223-29 (e)

NEWPORT FBO TWO, LLC
dba ATLANTIC AVIATION
FBO LEASE
MONTH TO MONTH

	FBO GROUND RENT (f)	FUEL STORAGE RENT (g)	FUEL FLOWAGE FEES	TRANSIENT PARKING FEES	RENTAL CAR GROSS	RENTAL CAR FEES	AIRLINE SERVICES GROSS	AIRLINE SERVICES FEES	AIRCRAFT TIE-DOWN FEES	VEHICLE PARKING FEES	LATE / PENALTY FEES
JULY	\$ 124,095	\$ 3,169	\$ 27,464	\$ 16,965	\$ 69,338	\$ 6,934	\$ -	\$ 125	\$ -	\$ -	\$ -
AUGUST	124,095	3,169	33,371	10,198	47,890	4,789	-	125	4,340	2,035	-
SEPTEMBER	124,095	3,169	29,670	9,850	31,824	3,182	-	125	4,340	6,782	-
OCTOBER	124,095	3,169	33,081	9,818	45,289	4,529	-	125	4,340	6,782	1,062
NOVEMBER	124,095	3,169	26,886	9,790	36,945	3,695	-	125	4,340	6,782	-
DECEMBER	124,095	3,169	24,319	8,993	27,509	2,751	-	125	4,340	6,782	-
JANUARY	124,095	3,169	26,659	8,575	28,301	2,830	-	125	4,340	6,782	-
FEBRUARY	124,095	3,169	24,600	8,113	18,468	1,847	-	125	4,340	6,782	-
MARCH	128,609	3,284	28,802	9,623	40,259	4,026	-	125	4,340	6,782	-
APRIL	128,609	3,284	23,334	6,568	30,620	3,062	-	125	4,340	6,782	-
MAY	128,609	3,284	24,048	7,215	21,241	2,124	-	125	4,340	6,782	-
JUNE	128,609	3,284	27,458	7,870	56,464	5,646	-	125	4,340	6,782	-
TOTALS	\$ 1,507,196	\$ 38,488	\$ 329,692	\$ 113,578	\$ 454,148	\$ 45,415	\$ -	\$ 1,500	\$ 47,740	\$ 69,855	\$ 1,062

	18-19 MONTHLY REVENUE	17-18 MONTHLY REVENUE	% CHANGE	LUBRICANT DELIVERED - GALLONS	FUEL DELIVERED - GALLONS				
					100LL	JET-A	DIESEL	MOGAS	TOTAL
JULY	\$ 178,752	\$ 177,978	0.43%	50	8,142	442,019	4,051	3,438	457,650
AUGUST	182,122	185,510	-1.83%	50	16,913	539,184	-	-	556,097
SEPTEMBER	181,213	178,313	1.63%	50	-	494,420	-	-	494,420
OCTOBER	187,001	175,478	6.57%	50	16,806	527,556	3,958	2,953	551,273
NOVEMBER	178,882	170,376	4.99%	50	-	448,016	-	-	448,016
DECEMBER	174,574	172,935	0.95%	50	8,495	396,740	-	-	405,235
JANUARY	176,575	168,369	4.87%	50	-	436,748	3,999	3,483	444,230
FEBRUARY	173,071	169,215	2.28%	50	8,397	401,512	-	-	409,909
MARCH	185,591	175,838	5.55%	50	-	472,303	4,780	2,872	479,955
APRIL	176,104	166,751	5.61%	50	7,998	380,813	-	-	388,811
MAY	176,527	172,577	2.29%	50	8,022	392,688	-	-	400,710
JUNE	184,114	175,803	4.73%	50	7,946	449,597	-	-	457,543
TOTALS	\$ 2,154,526	\$ 2,089,143	3.13%	600	82,719	5,381,596	16,788	12,746	5,493,849

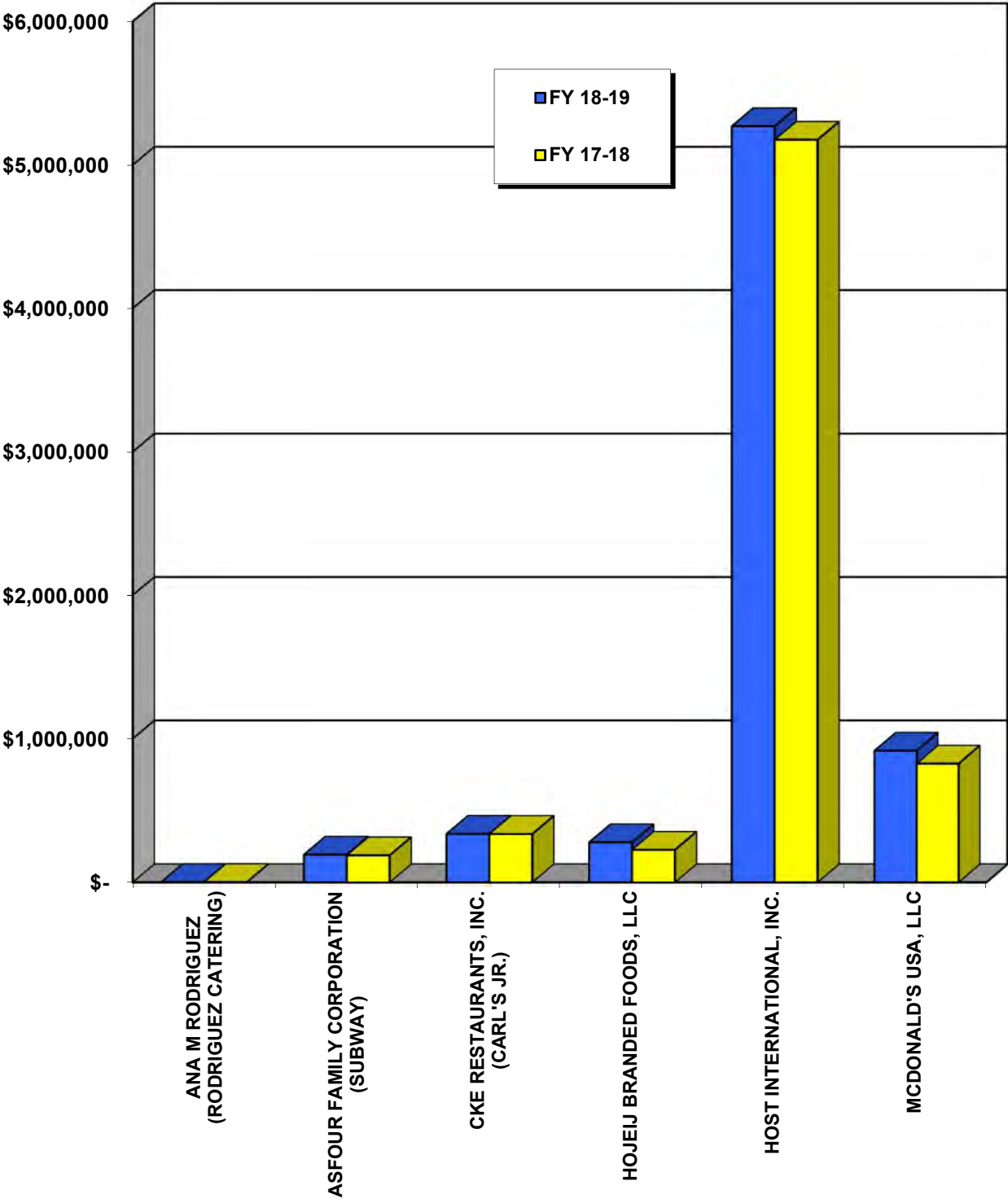
NOTE:

- a - Lease effective March 1, 2017 and expired December 31, 2018.
b - Atlantic Aviation's Transient Parking license is month-to-month.
c - Atlantic Aviation's Airline Related Services license is month-to-month. Greater of monthly minimum of \$125 or 10% of monthly ramp services gross receipts.
d - Atlantic Aviation's Tie-down license effective August 1, 2018, and it is month-to-month. The monthly fee is \$4,340.
e - Atlantic Aviation's Vehicle license effective August 23, 2018 and expired December 31, 2018. The monthly fee is \$6,782.
f - Effective March 2019, monthly rent increased from \$124,095 to \$128,609.
g - Effective March 2019, monthly rent increased from \$3,169 to \$3,284.

FOOD AND BEVERAGE



FOOD AND BEVERAGE SUMMARY



FOOD AND BEVERAGE SUMMARY FOR FY 2018-2019

LESSEE/LICENSEE	LATE / PENALTY		18-19 TOTAL	17-18 TOTAL	% CHANGE
	REVENUE	FEES	REVENUE	REVENUE	
ANA M RODRIGUEZ (RODRIGUEZ CATERING)	\$ 1,560	\$ -	\$ 1,560	\$ 1,636	-4.65%
ASFOUR FAMILY CORPORATION (SUBWAY)	191,643	318	191,961	187,452	2.41%
CKE RESTAURANTS, INC. (CARL'S JR.)	336,851	-	336,851	335,626	0.36%
HOJEIJ BRANDED FOODS, LLC	276,434	1,530	277,964	225,650	23.18%
HOST INTERNATIONAL, INC.	5,250,777	18,520	5,269,297	5,174,488	1.83%
MCDONALD'S USA, LLC	911,305	3,238	914,543	824,424	10.93%
TOTALS	\$ 6,968,570	\$ 23,606	\$ 6,992,176	\$ 6,749,276	3.60%

ANA M RODRIGUEZ
dba RODRIGUEZ CATERING
CONTRACT AGREEMENT - FOOD CATERING TRUCK SERVICES
 CONTRACT EXPIRES 02/23/2022

	MONTHLY GROSS RECEIPTS	MINIMUM RENT OR % GROSS (b)	LATE / PENALTY FEES	18-19 MONTHLY REVENUE	17-18 MONTHLY REVENUE	% CHANGE
JULY	\$ 3,100	\$ 130	\$ -	\$ 130	\$ 167	-22.16%
AUGUST	2,950	130	-	130	169	-23.08%
SEPTEMBER	3,000	130	-	130	130	0.00%
OCTOBER	3,100	130	-	130	130	0.00%
NOVEMBER	2,000	130	-	130	130	0.00%
DECEMBER	1,800	130	-	130	130	0.00%
JANUARY	2,990	130	-	130	130	0.00%
FEBRUARY	2,450	130	-	130	130	0.00%
MARCH	2,600	130	-	130	130	0.00%
APRIL	2,415	130	-	130	130	0.00%
MAY	2,125	130	-	130	130	0.00%
JUNE	2,300	130	-	130	130	0.00%
TOTALS	\$ 30,830	\$ 1,560	\$ -	\$ 1,560	\$ 1,636	-4.65%

NOTE:

a - Lease effective February 24, 2017.

b - Greater of monthly minimum of \$130 or 3.5% of food catering gross receipts.

ASFOUR FAMILY CORPORATION
dba SUBWAY
LEASE AGREEMENT - SPECIALTY CONCESSION
LEASE EXPIRES 11/17/2019

	MONTHLY GROSS RECEIPTS	MINIMUM RENT OR % GROSS (b),(c)	LATE / PENALTY FEES	18-19 MONTHLY REVENUE	17-18 MONTHLY REVENUE	% CHANGE
JULY	\$ 114,379	\$ 18,873	\$ -	\$ 18,873	\$ 15,445	22.19%
AUGUST	112,548	18,570	-	18,570	15,445	20.23%
SEPTEMBER	84,266	13,904	-	13,904	15,445	-9.98%
OCTOBER	94,653	15,618	-	15,618	15,445	1.12%
NOVEMBER	88,038	14,526	-	14,526	15,445	-5.95%
DECEMBER	86,012	15,736	-	15,736	16,343	-3.71%
JANUARY	83,164	15,736		15,736	15,091	4.27%
FEBRUARY	79,801	15,736	318	16,054	14,119	13.70%
MARCH	93,903	15,736	-	15,736	16,325	-3.61%
APRIL	98,603	15,736	-	15,736	16,644	-5.46%
MAY	95,291	15,736	-	15,736	15,317	2.74%
JUNE	86,954	15,736	-	15,736	16,388	-3.98%
TOTALS	\$ 1,117,612	\$ 191,643	\$ 318	\$ 191,961	\$ 187,452	2.41%

NOTE:

a - Lease effective November 18, 2011.

b - Greater of minimum annual guarantee of \$181,808 or 16.5% of gross receipts through November 2018.

c - Effective December 2018, greater of minimum annual guarantee of \$188,832 or 16.5% of gross receipts.

CKE RESTAURANTS, INC.
dba CARL'S JR.
LEASE AGREEMENT - FAST FOOD
LEASE EXPIRES 01/05/2022

	MONTHLY GROSS RECEIPTS	MINIMUM RENT OR % GROSS (b),(c)	LATE / PENALTY FEES	18-19 MONTHLY REVENUE	17-18 MONTHLY REVENUE	% CHANGE
JULY	\$ 178,411	\$ 27,618	\$ -	\$ 27,618	\$ 28,057	-1.56%
AUGUST	175,798	27,618	-	27,618	27,694	-0.27%
SEPTEMBER	135,236	27,618	-	27,618	27,584	0.12%
OCTOBER	159,569	27,618	-	27,618	30,371	-9.06%
NOVEMBER	147,088	27,618	-	27,618	28,394	-2.73%
DECEMBER	144,321	27,618	-	27,618	29,661	-6.89%
JANUARY	149,821	27,618	-	27,618	24,025	14.96%
FEBRUARY	159,297	28,705	-	28,705	27,618	3.94%
MARCH	179,364	28,705	-	28,705	29,368	-2.26%
APRIL	175,836	28,705	-	28,705	27,618	3.94%
MAY	184,371	28,705	-	28,705	27,618	3.94%
JUNE	173,028	28,705	-	28,705	27,618	3.94%
TOTALS	\$ 1,962,140	\$ 336,851	\$ -	\$ 336,851	\$ 335,626	0.36%

NOTE:

a - Lease effective January 6, 2012.

b - Effective February 2018, greater of minimum annual guarantee of \$331,410 or 16% of gross receipts up to \$2.5 million and 16.5% of gross receipts above \$2.5 million.

c - Effective February 2019, greater of minimum annual guarantee of \$344,460 or 16% of gross receipts up to \$2.5 million and 16.5% of gross receipts above \$2.5 million.

HOJEIJ BRANDED FOODS, LLC
LEASE AGREEMENT - SPECIALTY CONCESSION

LEASE EXPIRES 07/19/2019

	MONTHLY GROSS RECEIPTS	MINIMUM RENT OR % GROSS (c),(d)	LATE / PENALTY FEES	18-19 MONTHLY REVENUE	17-18 MONTHLY REVENUE	% CHANGE
JULY	\$ 144,747	\$ 23,159	\$ -	\$ 23,159	\$ 15,848	46.13%
AUGUST	186,490	22,379	-	22,379	17,567	27.39%
SEPTEMBER	164,497	19,740	-	19,740	16,244	21.52%
OCTOBER	187,478	22,497	-	22,497	18,096	24.32%
NOVEMBER	179,801	21,576	-	21,576	17,640	22.31%
DECEMBER	164,034	19,684	-	19,684	15,412	27.72%
JANUARY	149,560	18,584	-	18,584	14,047	32.30%
FEBRUARY	159,957	22,394	509	22,903	16,047	42.72%
MARCH	186,619	26,127	479	26,606	23,731	12.11%
APRIL	157,771	22,812	-	22,812	21,316	7.02%
MAY	187,194	29,951	-	29,951	25,313	18.32%
JUNE	172,068	27,531	542	28,073	24,389	15.11%
TOTALS	\$ 2,040,216	\$ 276,434	\$ 1,530	\$ 277,964	\$ 225,650	23.18%

NOTE:

a - Lease effective July 20, 2011.

b - Effective August 22, 2017, Consent to Assignment, from Taste, Inc. to Hojeij Branded Foods, LLC, was approved.

c - Effective August 2017, greater of minimum annual guarantee of \$147,831 or 12% of gross receipts up to \$1.0 million, 14% of gross receipts on \$1.0 to \$1.5 million and 16% of gross receipts at or above \$1.5 million.

d - Effective August 2018, greater of minimum annual guarantee of \$196,352 or 12% of gross receipts up to \$1.0 million, 14% of gross receipts on \$1.0 to \$1.5 million and 16% of gross receipts at or above \$1.5 million.

HOST INTERNATIONAL, INC.
LEASE AGREEMENT - PRIMARY FOOD & BEVERAGE

LEASE EXPIRES 09/30/2021

	FOOD & NON ALCOHOLIC BEVERAGE GROSS RECEIPTS	ALCOHOLIC BEVERAGE GROSS RECEIPTS	CONCESSION RELATED MERCHANDISE GROSS RECEIPTS	TOTAL MONTHLY GROSS RECEIPTS	MINIMUM RENT OR % GROSS (a),(b)
JULY	\$ 1,937,611	\$ 647,624	\$ 36,628	\$ 2,621,863	\$ 448,484
AUGUST	1,997,139	731,099	36,615	2,764,853	476,074
SEPTEMBER	1,735,028	676,362	31,629	2,443,019	422,632
OCTOBER	1,925,624	736,757	33,900	2,696,281	465,813
NOVEMBER	1,749,853	670,802	34,377	2,455,032	424,132
DECEMBER	1,666,422	605,819	31,670	2,303,911	396,484
JANUARY	1,742,337	613,426	29,913	2,385,676	409,652
FEBRUARY	1,698,453	649,216	29,513	2,377,182	410,662
MARCH	1,944,727	713,104	32,694	2,690,525	463,383
APRIL	1,803,230	654,708	29,928	2,487,866	428,175
MAY	1,909,285	755,046	32,834	2,697,165	467,139
JUNE	1,850,157	664,888	32,886	2,547,931	438,147
TOTALS	\$ 21,959,866	\$ 8,118,851	\$ 392,587	\$ 30,471,304	\$ 5,250,777

	LATE / PENALTY FEES	18-19 MONTHLY REVENUE	17-18 MONTHLY REVENUE	% CHANGE
JULY	\$ -	\$ 448,484	\$ 420,823	6.57%
AUGUST	-	476,074	453,153	5.06%
SEPTEMBER	-	422,632	423,580	-0.22%
OCTOBER	-	465,813	467,331	-0.32%
NOVEMBER	-	424,132	440,594	-3.74%
DECEMBER	-	396,484	420,295	-5.67%
JANUARY	-	409,652	380,030	7.79%
FEBRUARY	-	410,662	384,146	6.90%
MARCH	-	463,383	450,941	2.76%
APRIL	-	428,175	431,584	-0.79%
MAY	11,997	479,136	452,630	5.86%
JUNE	6,523	444,670	449,381	-1.05%
TOTALS	\$ 18,520	\$ 5,269,297	\$ 5,174,488	1.83%

NOTE:

- a - Effective December 2017, greater of minimum annual guarantee of \$4,509,408 or 15.5% of food/non-alcoholic beverage, 22% of alcoholic beverage, and 15.5% of concession-related merchandise gross receipts.
- b - Effective December 2018, greater of minimum annual guarantee of \$4,683,828 or 15.5% of food/non-alcoholic beverage, 22% of alcoholic beverage, and 15.5% of concession-related merchandise gross receipts.

MCDONALD'S USA, LLC
LEASE AGREEMENT - FAST FOOD

LEASE EXPIRES 05/13/2022

	FOOD/BEVERAGE GROSS RECEIPTS	MINIMUM RENT OR % GROSS (a),(b)	LATE / PENALTY FEES	18-19 MONTHLY REVENUE	17-18 MONTHLY REVENUE	% CHANGE
JULY	\$ 439,836	\$ 79,170	\$ -	\$ 79,170	\$ 76,181	3.92%
AUGUST	435,508	78,391	-	78,391	70,608	11.02%
SEPTEMBER	370,295	66,653	-	66,653	62,594	6.48%
OCTOBER	405,379	72,968	-	72,968	68,277	6.87%
NOVEMBER	397,944	71,630	-	71,630	66,749	7.31%
DECEMBER	420,359	75,665	-	75,665	70,647	7.10%
JANUARY	375,550	67,599	-	67,599	62,263	8.57%
FEBRUARY	397,651	71,577	-	71,577	58,841	21.64%
MARCH	466,955	84,052	264	84,316	71,695	17.60%
APRIL	437,683	78,783	-	78,783	68,978	14.21%
MAY	447,094	80,477	2,974	83,451	71,369	16.93%
JUNE	468,557	84,340	-	84,340	76,222	10.65%
TOTALS	\$ 5,062,811	\$ 911,305	\$ 3,238	\$ 914,543	\$ 824,424	10.93%

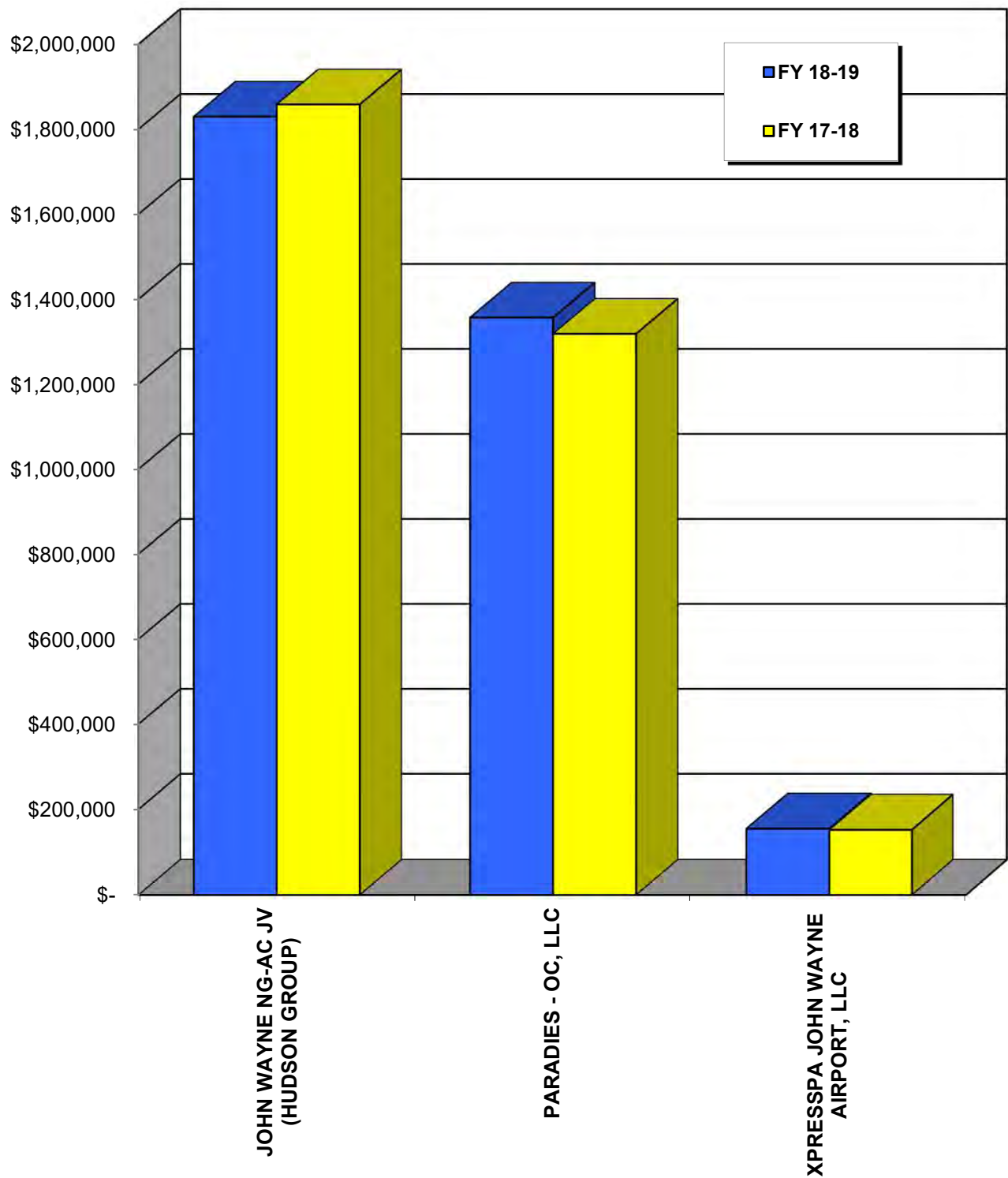
NOTE:

- a - Effective August 2017, greater of minimum annual guarantee of \$680,214 or 18% of food/non-alcoholic beverage gross receipts.
- b - Effective August 2018, greater of minimum annual guarantee of \$707,234 or 18% of food/non-alcoholic beverage gross receipts.

GIFTS, NEWS, SUNDRIES AND SPECIALTY



GIFTS, NEWS, SUNDRIES, & SPECIALTY SUMMARY



GIFTS, NEWS, SUNDRIES, & SPECIALTY SUMMARY FOR FY 2018-2019

LESSEE		LATE /		18-19	17-18	% CHANGE
		REVENUE	PENALTY FEES	TOTAL REVENUE	TOTAL REVENUE	
JOHN WAYNE NG-AC JV (HUDSON GROUP)	(a)	\$ 1,829,012	\$ -	\$ 1,829,012	\$ 1,857,793	-1.55%
PARADIES - OC, LLC		1,356,041	-	1,356,041	1,317,882	2.90%
XPRESSPA JOHN WAYNE AIRPORT, LLC		154,332	-	154,332	151,705	1.73%
TOTALS		\$ 3,339,385	\$ -	\$ 3,339,385	\$ 3,327,380	0.36%

NOTE:

a - Includes auditor adjustments to increase revenue reported in the 2017-2018 Revenue Report.

JOHN WAYNE NG-AC JV
dba HUDSON GROUP
LEASE AGREEMENT-NEWS & GIFT
& SPECIALTY RETAIL CONCESSION

LEASE EXPIRES 01/20/2022

	NEWS/SUNDRIES	GIFT	SPECIALTY	TOTAL MONTHLY	MINIMUM
	GROSS	GROSS	GROSS	GROSS	RENT OR
	RECEIPTS	RECEIPTS	RECEIPTS	RECEIPTS	% GROSS (a)
JULY	\$ 614,876	\$ 184,519	\$ 99,220	\$ 898,615	\$ 177,226
AUGUST	627,107	178,477	102,286	907,870	178,196
SEPTEMBER	537,602	151,779	70,653	760,034	149,864
OCTOBER	594,545	182,927	85,061	862,533	170,997
NOVEMBER	524,735	147,951	67,451	740,137	145,996
DECEMBER	486,596	135,747	60,836	683,179	134,721
JANUARY	479,824	158,015	57,016	694,855	139,164
FEBRUARY	516,076	127,376	57,644	701,096	137,206
MARCH	607,700	156,004	74,184	837,888	164,195
APRIL	561,359	134,533	74,497	770,389	149,889
MAY	533,355	114,866	77,248	725,469	139,753
JUNE	536,037	120,788	76,646	733,471	141,805
TOTALS	\$ 6,619,812	\$ 1,792,982	\$ 902,742	\$ 9,315,536	\$ 1,829,012

	LATE /	18-19	17-18	
	PENALTY	MONTHLY	MONTHLY	
	FEES	REVENUE	REVENUE (b)	% CHANGE
JULY	\$ -	\$ 177,226	\$ 180,162	-1.63%
AUGUST	-	178,196	174,658	2.03%
SEPTEMBER	-	149,864	147,057	1.91%
OCTOBER	-	170,997	167,405	2.15%
NOVEMBER	-	145,996	143,860	1.48%
DECEMBER	-	134,721	135,845	-0.83%
JANUARY	-	139,164	125,421	10.96%
FEBRUARY	-	137,206	134,906	1.70%
MARCH	-	164,195	156,815	4.71%
APRIL	-	149,889	157,144	-4.62%
MAY	-	139,753	162,564	-14.03%
JUNE	-	141,805	171,956	-17.53%
TOTALS	\$ -	\$ 1,829,012	\$ 1,857,793	-1.55%

NOTE:

a - Effective February 2018, greater of minimum annual guarantee of \$1,583,284 or percentage of gross receipts (18% of News/Sundries; 28% of Gifts and 15% of Specialty Retail).

b - Includes auditor adjustments to increase revenue reported in the 2017-2018 Revenue Report.

PARADIES - OC, LLC
LEASE AGREEMENT-NEWS & GIFT
& SPECIALTY RETAIL CONCESSION

LEASE EXPIRES 11/13/2021

	NEWS/SUNDRIES	GIFT	SPECIALTY	TOTAL MONTHLY	MINIMUM
	GROSS	GROSS	GROSS	GROSS	RENT OR
	RECEIPTS	RECEIPTS	RECEIPTS	RECEIPTS	% GROSS (a),(b)
JULY	\$ 413,696	\$ 189,250	\$ 58,393	\$ 661,339	\$ 110,512
AUGUST	432,773	178,989	70,403	682,165	110,512
SEPTEMBER	364,504	153,541	65,690	583,735	110,512
OCTOBER	396,141	172,369	67,158	635,668	110,512
NOVEMBER	373,000	124,322	58,163	555,485	110,512
DECEMBER	348,867	114,177	54,325	517,369	114,783
JANUARY	344,024	105,737	49,172	498,933	114,783
FEBRUARY	343,086	110,711	37,790	491,587	114,783
MARCH	387,386	128,892	54,643	570,921	114,783
APRIL	360,733	125,138	44,854	530,725	114,783
MAY	411,671	137,829	48,369	597,869	114,783
JUNE	396,700	142,295	49,991	588,986	114,783
TOTALS	\$ 4,572,581	\$ 1,683,250	\$ 658,951	\$ 6,914,782	\$ 1,356,041

	LATE /	18-19	17-18	
	PENALTY	MONTHLY	MONTHLY	
	FEES	REVENUE	REVENUE	% CHANGE
JULY	\$ -	\$ 110,512	\$ 109,202	1.20%
AUGUST	-	110,512	107,490	2.81%
SEPTEMBER	-	110,512	109,202	1.20%
OCTOBER	-	110,512	109,202	1.20%
NOVEMBER	-	110,512	107,490	2.81%
DECEMBER	-	114,783	110,512	3.86%
JANUARY	-	114,783	112,224	2.28%
FEBRUARY	-	114,783	110,512	3.86%
MARCH	-	114,783	110,512	3.86%
APRIL	-	114,783	110,512	3.86%
MAY	-	114,783	110,512	3.86%
JUNE	-	114,783	110,512	3.86%
TOTALS	\$ -	\$ 1,356,041	\$ 1,317,882	2.90%

NOTE:

- a - Effective December 2017, greater of minimum annual guarantee of \$1,326,140 or percentage of gross receipts (17% of News/Sundries; 26% of Gifts; and 12% of Specialty Retail).
- b - Effective December 2018, greater of minimum annual guarantee of \$1,377,400 or percentage of gross receipts (17% of News/Sundries; 26% of Gifts; and 12% of Specialty Retail).

XPRESSPA JOHN WAYNE AIRPORT, LLC
LEASE AGREEMENT- SPECIALTY
RETAIL CONCESSION
MONTH TO MONTH

	BROOKSTONE SALES GROSS RECEIPTS	XPRESSPA SERVICE SALES GROSS RECEIPTS	XPRESSPA RETAIL SALES GROSS RECEIPTS	TOTAL MONTHLY GROSS RECEIPTS	MINIMUM RENT OR % GROSS (b),(c)
JULY	\$ 37,332	\$ 37,008	\$ 7,274	\$ 81,614	\$ 12,553
AUGUST	34,404	44,535	6,703	85,642	12,553
SEPTEMBER	26,863	43,874	5,656	76,393	12,553
OCTOBER	25,064	47,483	6,664	79,211	12,553
NOVEMBER	19,705	43,044	4,854	67,603	13,015
DECEMBER	24,848	32,290	3,347	60,485	13,015
JANUARY	22,602	40,637	2,395	65,634	13,015
FEBRUARY	26,355	47,719	3,347	77,421	13,015
MARCH	30,422	53,813	3,668	87,903	13,015
APRIL	28,977	52,802	4,365	86,144	13,015
MAY	34,104	60,990	4,783	99,877	13,015
JUNE	35,109	52,377	4,536	92,022	13,015
TOTALS	\$ 345,785	\$ 556,572	\$ 57,592	\$ 959,949	\$ 154,332

	LATE / PENALTY FEES	18-19 MONTHLY REVENUE	17-18 MONTHLY REVENUE	% CHANGE
JULY	\$ -	\$ 12,553	\$ 13,570	-7.49%
AUGUST	-	12,553	13,676	-8.21%
SEPTEMBER	-	12,553	11,284	11.25%
OCTOBER	-	12,553	12,463	0.72%
NOVEMBER	-	13,015	12,553	3.68%
DECEMBER	-	13,015	12,553	3.68%
JANUARY	-	13,015	12,553	3.68%
FEBRUARY	-	13,015	12,553	3.68%
MARCH	-	13,015	12,553	3.68%
APRIL	-	13,015	12,553	3.68%
MAY	-	13,015	12,553	3.68%
JUNE	-	13,015	12,841	1.36%
TOTALS	\$ -	\$ 154,332	\$ 151,705	1.73%

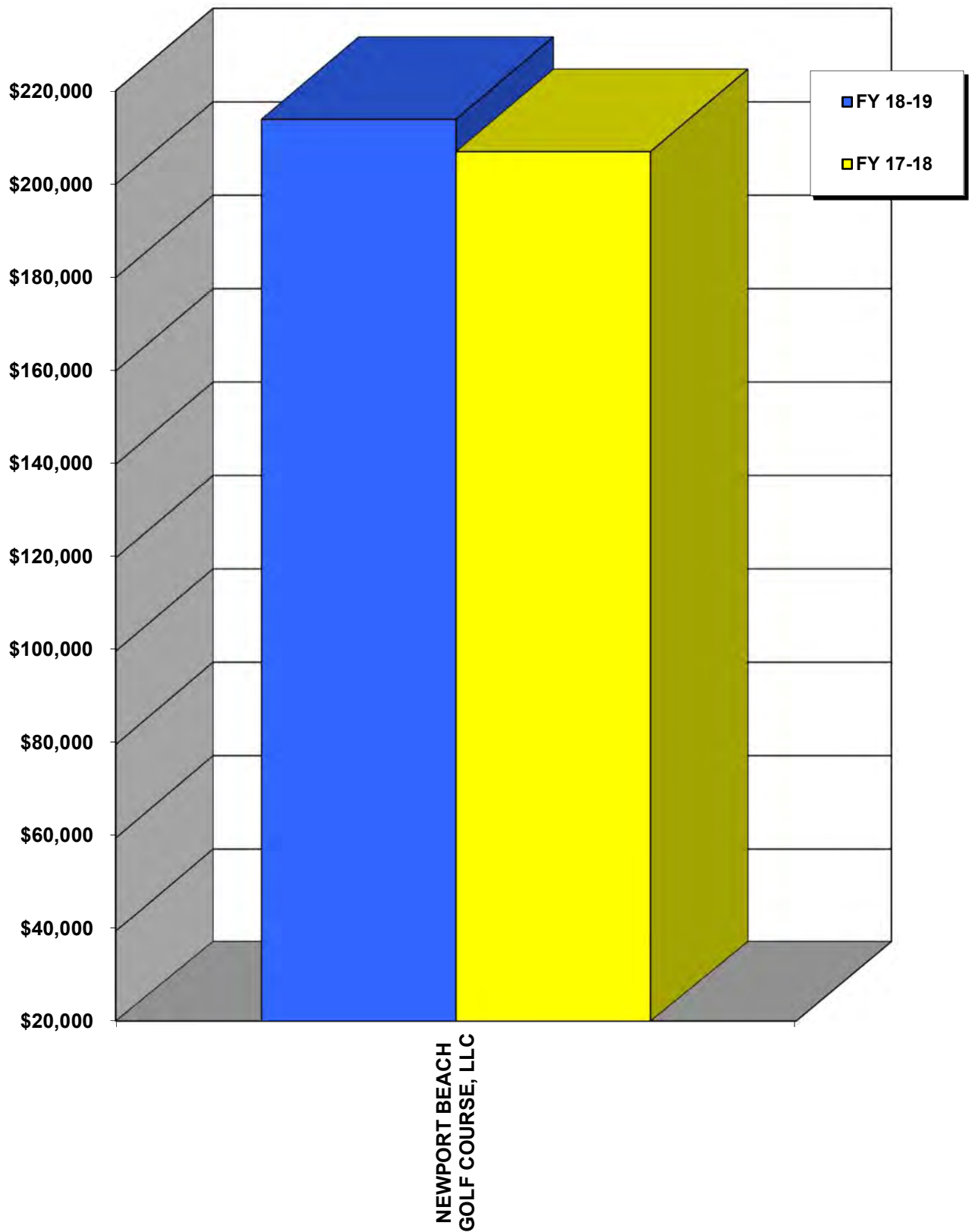
NOTE:

- a - Lease effective November 1, 2013 and expired October 31, 2018.
- b - Effective November 2017, greater of minimum annual guarantee of \$150,640 or percentage of gross receipts (12% of Brookstone sales, 12% of XpresSpa service sales and 15% of XpresSpa retail sales).
- c - Effective November 2018, greater of minimum annual guarantee of \$156,186 or percentage of gross receipts (12% of Brookstone sales, 12% of XpresSpa service sales and 15% of XpresSpa retail sales).

GOLF COURSE



NEWPORT BEACH GOLF COURSE



NEWPORT BEACH GOLF COURSE, LLC

GOLF COURSE LEASE

LEASE EXPIRES 11/30/2020

	RESTAURANT GR. RECEIPTS (SALES)	PRO SHOP GR. RECEIPTS (SALES)	GOLF LESSONS GR. RECEIPTS (SALES)	GOLF REVENUE GR. RECEIPTS	SPECIAL EVENTS GR. RECEIPTS (SALES)	RESTAURANT GR. RECEIPTS (RENT)	PRO SHOP GR. RECEIPTS (RENT)
JULY	\$ -	\$ 110,203	\$ -	\$ 158,048	\$ -	\$ -	\$ 4,500
AUGUST	-	124,740	-	158,574	-	-	4,500
SEPTEMBER	6,526	103,700	-	151,241	1,250	-	4,500
OCTOBER	22,688	81,987	-	146,647	-	-	4,500
NOVEMBER	17,726	76,027	-	152,192	-	-	4,500
DECEMBER	17,747	110,413	-	108,118	3,815	-	4,500
JANUARY	14,982	82,627	-	120,544	-	-	4,500
FEBRUARY	15,556	88,363	-	112,386	-	-	4,500
MARCH	16,912	112,595	-	120,817	-	-	4,500
APRIL	16,813	126,477	-	122,367	-	-	4,500
MAY	18,560	130,450	-	170,856	-	-	4,500
JUNE	25,000	120,662	-	162,658	-	-	4,500
TOTALS	\$ 172,510	\$ 1,268,244	\$ -	\$ 1,684,448	\$ 5,065	\$ -	\$ 54,000

	TOTAL MONTHLY GROSS RECEIPTS	RESTAURANT (SALES) (3.5% GROSS)	PRO SHOP (SALES) (2.5% GROSS)	GOLF LESSONS (SALES) (7.5% GROSS)	GOLF REVENUE (10% GROSS)	SPECIAL EVENTS (7.5% GROSS)	RESTAURANT (RENT) (3.5% GROSS)	PRO SHOP (RENT) (2.5% GROSS)
JULY	\$ 272,751	\$ -	\$ 2,755	\$ -	\$ 15,805	\$ -	\$ -	\$ 113
AUGUST	287,814	-	3,119	-	15,857	-	-	113
SEPTEMBER	267,217	228	2,593	-	15,124	94	-	113
OCTOBER	255,822	794	2,050	-	14,665	-	-	113
NOVEMBER	250,445	620	1,901	-	15,219	-	-	113
DECEMBER	244,593	621	2,760	-	10,812	286	-	113
JANUARY	222,653	524	2,066	-	12,054	-	-	113
FEBRUARY	220,805	544	2,209	-	11,239	-	-	113
MARCH	254,824	592	2,815	-	12,082	-	-	113
APRIL	270,157	588	3,162	-	12,237	-	-	113
MAY	324,366	650	3,261	-	17,086	-	-	113
JUNE	312,820	875	3,017	-	16,266	-	-	113
TOTALS	\$ 3,184,267	\$ 6,036	\$ 31,708	\$ -	\$ 168,446	\$ 380	\$ -	\$ 1,356


	MINIMUM RENT OR % GROSS (a), (b)	LATE / PENALTY FEES	18-19 MONTHLY REVENUE	17-18 MONTHLY REVENUE	% CHANGE
JULY	\$ 19,317	\$ -	\$ 19,317	\$ 20,260	-4.65%
AUGUST	19,317	-	19,317	20,976	-7.91%
SEPTEMBER	19,317	-	19,317	18,040	7.08%
OCTOBER	19,317	-	19,317	18,254	5.82%
NOVEMBER	14,772	-	14,772	16,628	-11.16%
DECEMBER	15,343	-	15,343	14,772	3.87%
JANUARY	15,343	-	15,343	14,772	3.87%
FEBRUARY	15,343	-	15,343	14,772	3.87%
MARCH	15,343	-	15,343	14,772	3.87%
APRIL	15,343	-	15,343	14,772	3.87%
MAY	20,064	-	20,064	19,317	3.87%
JUNE	20,064	5,000	25,064	19,632	27.67%
TOTALS	\$ 208,883	\$ 5,000	\$ 213,883	\$ 206,967	3.34%

NOTE:

a - Effective December 2017, the greater of minimum annual guarantee of \$204,536 (payable in monthly installments of \$14,772 for December 2017-April 2018, \$19,317 from May 2018-October 2018 and \$14,772 for November 2018) or percentage of gross receipts.

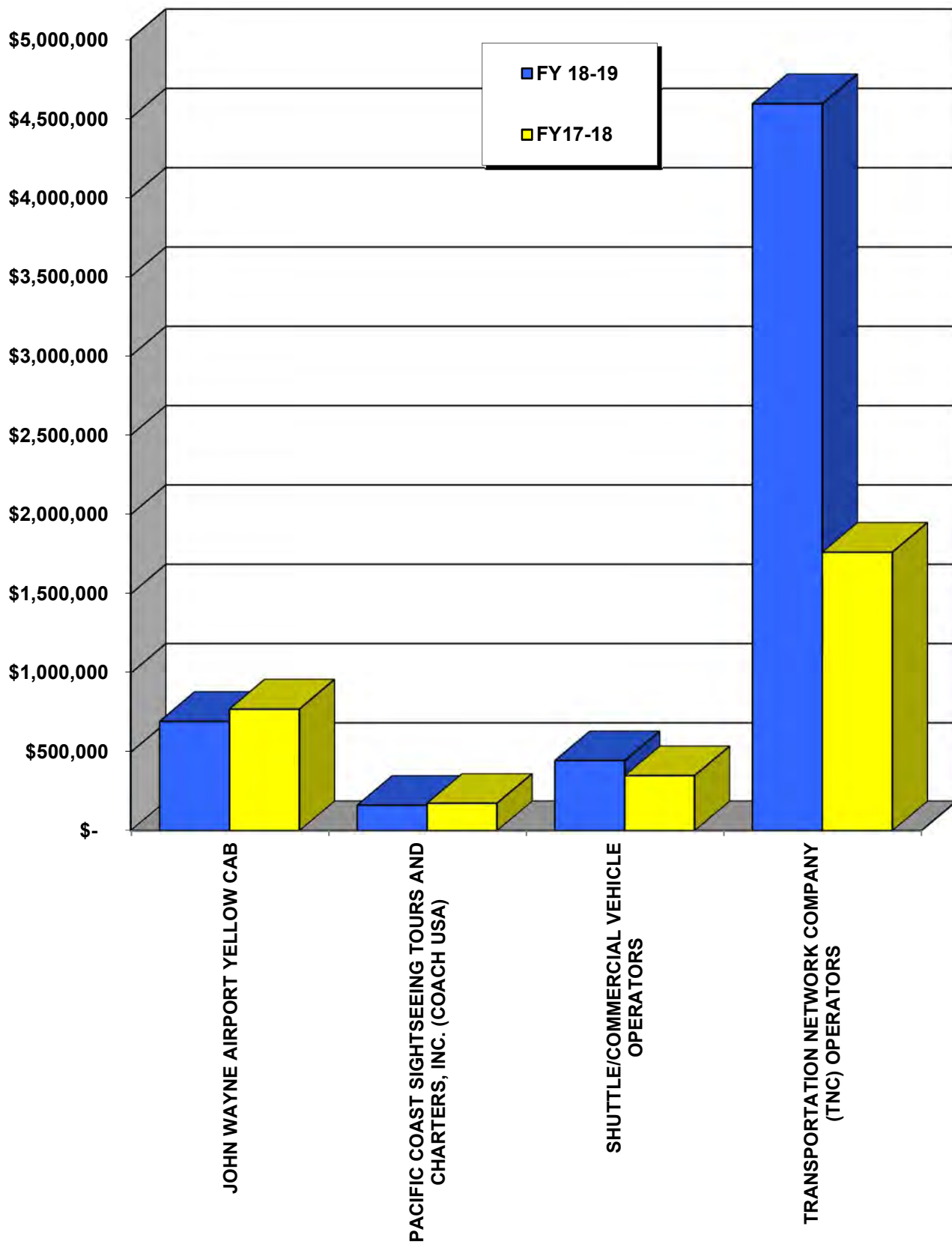
b - Effective December 2018, the greater of minimum annual guarantee of \$212,444 (payable in monthly installments of \$15,343 for December 2018-April 2019, \$20,064 from May 2019-October 2019 and \$15,343 for November 2019) or percentage of gross receipts.

GROUND TRANSPORTATION



GROUND
TRANSPORTATION

GROUND TRANSPORTATION SUMMARY



GROUND TRANSPORTATION SUMMARY FOR FY 2018-2019

LESSEE/LICENSEE	LATE / PENALTY		18-19 TOTAL	17-18 TOTAL	% CHANGE
	REVENUE	FEES	REVENUE	REVENUE	
JOHN WAYNE AIRPORT YELLOW CAB	\$ 685,391	\$ 10,178	\$ 695,569	\$ 773,298	-10.05%
PACIFIC COAST SIGHTSEEING TOURS AND CHARTERS, INC. (COACH USA)	161,258	292	161,550	174,313	-7.32%
SHUTTLE/COMMERCIAL VEHICLE OPERATORS	443,198	2,825	446,023	350,611	27.21%
TRANSPORTATION NETWORK COMPANY (TNC) OPERATORS	4,589,746	-	4,589,746	1,762,394	160.43%
TOTALS	\$ 5,879,593	\$ 13,295	\$ 5,892,888	\$ 3,060,616	92.54%

**JOHN WAYNE AIRPORT YELLOW CAB
OPERATING AGREEMENT - TAXICAB**

OPERATING AGREEMENT EXPIRES 12/31/2022

		TOTAL	REVENUE	LATE /	18-19	17-18	
	MONTHLY	NUMBER OF	/ TRIP	PENALTY	MONTHLY	MONTHLY	
	USE FEE (b)	TRIPS	FEES (c)	FEES	REVENUE	REVENUE	% CHANGE
JULY	\$ 20,735	17,056	\$ 38,476	\$ 760	\$ 59,971	\$ 64,463	-6.97%
AUGUST	20,735	16,945	38,226	1,092	60,053	64,985	-7.59%
SEPTEMBER	20,735	16,814	37,932	-	58,667	62,225	-5.72%
OCTOBER	20,735	18,699	42,173	1,499	64,407	69,933	-7.90%
NOVEMBER	20,735	15,567	35,126	673	56,534	72,455	-21.97%
DECEMBER	20,735	13,242	29,895	-	50,630	56,487	-10.37%
JANUARY	22,033	15,088	34,048	2,782	58,863	63,237	-6.92%
FEBRUARY	22,033	15,163	34,217	-	56,250	62,924	-10.61%
MARCH	22,033	16,190	36,528	959	59,520	66,470	-10.46%
APRIL	22,033	15,125	34,131	-	56,164	64,858	-13.40%
MAY	22,033	15,903	35,882	1,765	59,680	65,141	-8.38%
JUNE	22,033	14,244	32,149	648	54,830	60,120	-8.80%
TOTALS	\$ 256,608	190,036	\$ 428,783	\$ 10,178	\$ 695,569	\$ 773,298	-10.05%

NOTE:

a - Operating Agreement effective January 1, 2017.

b - Monthly use fee is \$20,735 through December 31, 2018. Effective January 1, 2019, monthly use fee is \$22,033.

c - Trip fees based on \$2.25 per trip. Includes share of lot and planter maintenance at the rate of \$100 per month.

PACIFIC COAST SIGHTSEEING TOURS AND CHARTERS, INC.
dba COACH USA
LICENSE AGREEMENT - PASSENGER STAGE COACH
MONTH TO MONTH

	TOTAL NUMBER OF PASSENGERS	TOTAL NUMBER OF TRIPS	TOTAL PASSENGER GROSS RECEIPTS	MINIMUM RENT OR 20% GROSS (a)
JULY	4,377	496	\$ 58,122	\$ 11,624
AUGUST	4,780	496	61,932	12,386
SEPTEMBER	5,549	480	69,739	13,948
OCTOBER	6,943	496	92,139	18,428
NOVEMBER	5,170	480	65,404	13,081
DECEMBER	5,225	496	65,471	13,094
JANUARY	4,711	496	74,439	14,888
FEBRUARY	4,204	448	60,201	12,040
MARCH	3,596	496	71,906	14,381
APRIL	4,145	480	68,095	13,619
MAY	5,090	496	66,867	13,373
JUNE	3,533	480	51,982	10,396
TOTALS	57,323	5,840	\$ 806,297	\$ 161,258

	LATE / PENALTY FEES	18-19 MONTHLY REVENUE	17-18 MONTHLY REVENUE	% CHANGE
JULY	\$ -	\$ 11,624	\$ 9,926	17.11%
AUGUST	292	12,678	13,128	-3.43%
SEPTEMBER	-	13,948	16,327	-14.57%
OCTOBER	-	18,428	18,016	2.29%
NOVEMBER	-	13,081	15,394	-15.03%
DECEMBER	-	13,094	15,598	-16.05%
JANUARY	-	14,888	14,892	-0.03%
FEBRUARY	-	12,040	12,960	-7.10%
MARCH	-	14,381	13,986	2.82%
APRIL	-	13,619	15,795	-13.78%
MAY	-	13,373	15,475	-13.58%
JUNE	-	10,396	12,816	-18.88%
TOTALS	\$ 292	\$ 161,550	\$ 174,313	-7.32%

NOTE:

a - Effective November 2017, greater of monthly minimum of \$1,237 or 20% of gross receipts.
Effective November 2018, greater of monthly minimum of \$1,290 or 20% of gross receipts.

**GROUND TRANSPORTATION
SHUTTLE/COMMERCIAL VEHICLE OPERATORS**

	TOTAL NUMBER OF TRIPS (a)	REVENUE TO COUNTY TRIP FEES (b)	LATE / PENALTY FEES	18-19 MONTHLY REVENUE	17-18 MONTHLY REVENUE	% CHANGE
JULY	12,961	\$ 29,162	\$ 165	\$ 29,327	\$ 29,612	-0.96%
AUGUST	13,341	30,017	58	30,075	30,212	-0.45%
SEPTEMBER	12,896	29,016	155	29,171	29,566	-1.34%
OCTOBER	13,617	30,638	607	31,245	32,681	-4.39%
NOVEMBER	12,363	27,817	147	27,964	28,945	-3.39%
DECEMBER	11,747	26,431	433	26,864	28,373	-5.32%
JANUARY	11,575	26,044	239	26,283	29,766	-11.70%
FEBRUARY	11,702	26,330	72	26,402	26,250	0.58%
MARCH	15,230	45,690	151	45,841	25,563	79.33%
APRIL	17,178	51,534	140	51,674	30,727	68.17%
MAY	19,769	59,307	123	59,430	30,279	96.27%
JUNE	20,404	61,212	535	61,747	28,637	115.62%
TOTALS	172,783	\$ 443,198	\$ 2,825	\$ 446,023	\$ 350,611	27.21%

a - Effective September 1, 2018, drop-off trips were added at \$2.25 per trip.

b - Effective March 1, 2019, pick-up and drop-off trip fees increased from \$2.25 to \$3.00.

**GROUND TRANSPORTATION
TRANSPORTATION NETWORK COMPANY (TNC) OPERATORS
GROUND TRANSPORTATION OPERATING PERMITS**

	NUMBER OF TRIPS LYFT, INC. (a)	NUMBER OF TRIPS UBER (a)	NUMBER OF TRIPS WINGZ (a)	TNC TOTAL NUMBER OF TRIPS
JULY	24,156	49,519	23	73,698
AUGUST	26,785	52,007	17	78,809
SEPTEMBER	52,961	103,180	52	156,193
OCTOBER	58,781	111,097	67	169,945
NOVEMBER	54,564	101,697	45	156,306
DECEMBER	51,090	93,662	57	144,809
JANUARY	53,051	100,570	56	153,677
FEBRUARY	55,172	100,842	47	156,061
MARCH	63,180	120,247	51	183,478
APRIL	58,822	111,687	45	170,554
MAY	64,021	121,507	46	185,574
JUNE	59,166	113,981	39	173,186
TOTALS	621,749	1,179,996	545	1,802,290

	REVENUE TO COUNTY TRIP FEES (b)	LATE / PENALTY FEES	18-19 MONTHLY REVENUE	17-18 MONTHLY REVENUE	% CHANGE
JULY	\$ 165,821	\$ -	\$ 165,821	\$ 125,105	32.55%
AUGUST	177,320	-	177,320	136,066	30.32%
SEPTEMBER	351,434	-	351,434	141,048	149.16%
OCTOBER	382,376	-	382,376	157,236	143.19%
NOVEMBER	351,689	-	351,689	148,579	136.70%
DECEMBER	325,820	-	325,820	135,336	140.75%
JANUARY	345,773	-	345,773	149,582	131.16%
FEBRUARY	351,137	-	351,137	134,456	161.15%
MARCH	550,434	-	550,434	153,817	257.85%
APRIL	511,662	-	511,662	155,855	228.29%
MAY	556,722	-	556,722	165,654	236.08%
JUNE	519,558	-	519,558	159,660	225.42%
TOTALS	\$ 4,589,746	\$ -	\$ 4,589,746	\$ 1,762,394	160.43%

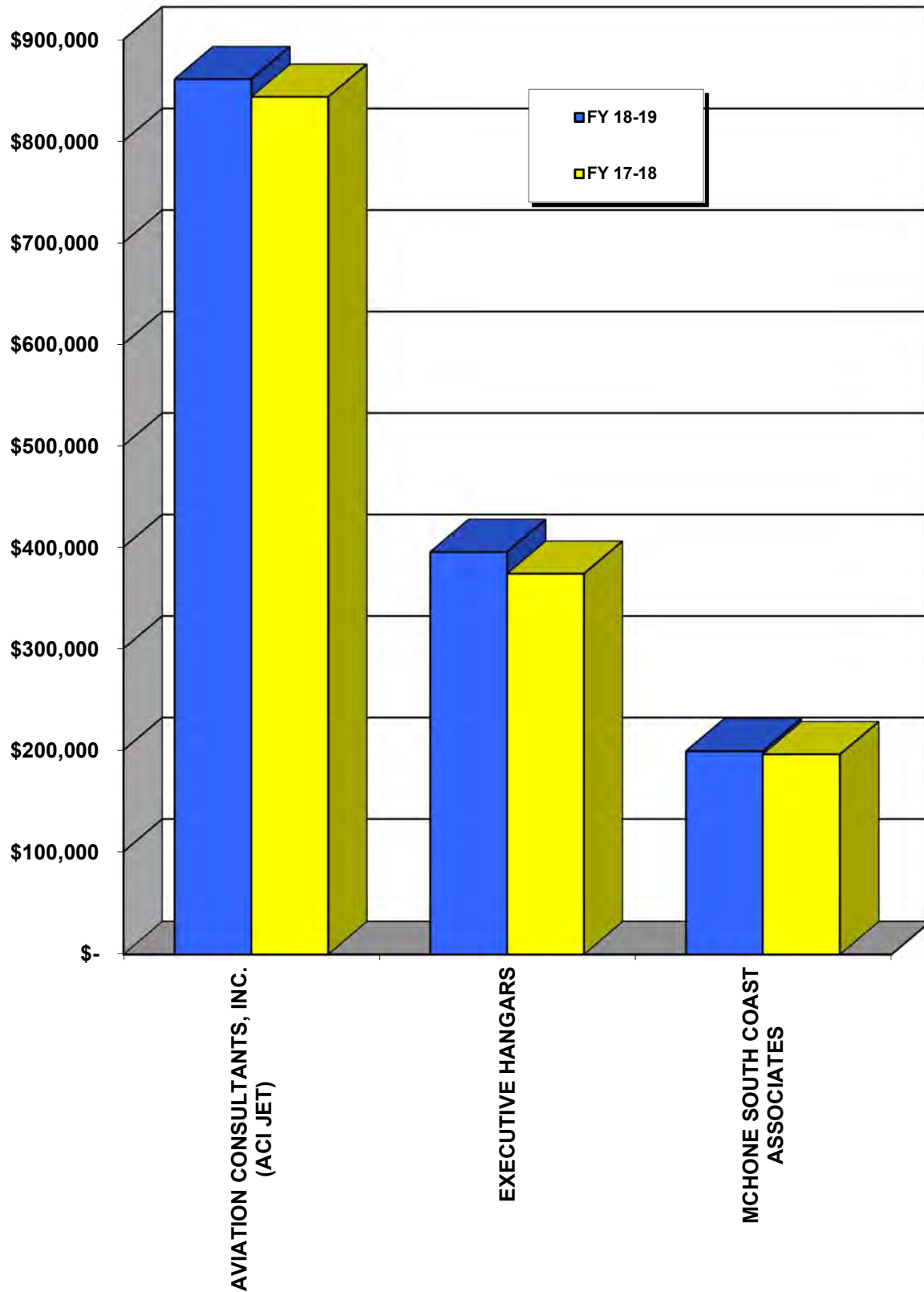
a - Effective September 1, 2018, drop-off trips were added at \$2.25 per trip.

b - Effective March 1, 2019, pick-up and drop-off trip fees increased from \$2.25 to \$3.00.

HANGARS



HANGARS SUMMARY



HANGARS SUMMARY FOR FY 2018-2019

LESSEE			LATE /	18-19	17-18	% CHANGE
	HANGAR REVENUE	TIEDOWN REVENUE	PENALTY FEES	TOTAL REVENUE	TOTAL REVENUE	
AVIATION CONSULTANTS, INC. (ACI JET)	\$ 860,931	\$ -	\$ -	\$ 860,931	\$ 843,501	2.07%
EXECUTIVE HANGARS	395,123	-	-	395,123	373,711	5.73%
MCHONE SOUTH COAST ASSOCIATES	192,225	6,720	-	198,945	195,778	1.62%
TOTALS	\$ 1,448,279	\$ 6,720	\$ -	\$ 1,454,999	\$ 1,412,990	2.97%

AVIATION CONSULTANTS, INC.**dba ACI JET****HANGAR LEASE****MONTH TO MONTH**

	HANGAR MONTHLY RENT (b)	LATE / PENALTY FEES	18-19 MONTHLY REVENUE	17-18 MONTHLY REVENUE	% CHANGE
JULY	\$ 71,167	\$ -	\$ 71,167	\$ 70,000	1.67%
AUGUST	71,167	-	71,167	70,000	1.67%
SEPTEMBER	71,167	-	71,167	70,000	1.67%
OCTOBER	71,167	-	71,167	70,000	1.67%
NOVEMBER	71,167	-	71,167	70,000	1.67%
DECEMBER	71,167	-	71,167	70,000	1.67%
JANUARY	71,167	-	71,167	70,000	1.67%
FEBRUARY	71,167	-	71,167	70,000	1.67%
MARCH	71,167	-	71,167	70,000	1.67%
APRIL	73,476	-	73,476	71,167	3.24%
MAY	73,476	-	73,476	71,167	3.24%
JUNE	73,476	-	73,476	71,167	3.24%
TOTALS	\$ 860,931	\$ -	\$ 860,931	\$ 843,501	2.07%

NOTE:

a - Lease effective April 1, 2017 and expired December 31, 2018.

b - Effective April 2019, monthly rent increased from \$71,167 to 73,476.

EXECUTIVE HANGARS
HANGAR LEASE
MONTH TO MONTH

	HANGAR MONTHLY GROSS RECEIPTS	MINIMUM RENT OR 45% GROSS (a)	LATE / PENALTY FEES	18-19 MONTHLY REVENUE	17-18 MONTHLY REVENUE	% CHANGE
JULY	\$ 75,430	\$ 31,503	\$ -	\$ 31,503	\$ 30,638	2.82%
AUGUST	75,430	31,503	-	31,503	30,638	2.82%
SEPTEMBER	75,430	31,503	-	31,503	30,638	2.82%
OCTOBER	75,430	31,503	-	31,503	30,638	2.82%
NOVEMBER	75,430	31,503	-	31,503	30,638	2.82%
DECEMBER	75,430	33,944	-	33,944	31,503	7.75%
JANUARY	75,430	33,944	-	33,944	31,503	7.75%
FEBRUARY	75,430	33,944	-	33,944	31,503	7.75%
MARCH	75,430	33,944	-	33,944	31,503	7.75%
APRIL	75,430	33,944	-	33,944	31,503	7.75%
MAY	75,430	33,944	-	33,944	31,503	7.75%
JUNE	75,430	33,944	-	33,944	31,503	7.75%
TOTALS	\$ 905,160	\$ 395,123	\$ -	\$ 395,123	\$ 373,711	5.73%

NOTE:

a - Effective December 2017, greater of annual minimum guarantee of \$378,041 or 45% of gross receipts.
Effective December 2018, greater of annual minimum guarantee of \$392,657 or 45% of gross receipts.

PM 1121-152.02
PM 1121-0223 (a)

MCHONE SOUTH COAST ASSOCIATES
HANGAR AND TIEDOWN LEASES
UPON WRITTEN NOTICE

	HANGAR MONTHLY GROSS RECEIPTS	MINIMUM RENT OR 30% GROSS (b)	TIEDOWN MONTHLY RENT (c)	LATE / PENALTY FEES	18-19 MONTHLY REVENUE	17-18 MONTHLY REVENUE	% CHANGE
JULY	\$ 51,960	\$ 15,565	\$ 560	\$ -	\$ 16,125	\$ 16,178	-0.33%
AUGUST	48,600	16,060	560	-	16,620	16,479	0.86%
SEPTEMBER	49,125	16,060	560	-	16,620	16,479	0.86%
OCTOBER	49,125	16,060	560	-	16,620	16,479	0.86%
NOVEMBER	49,125	16,060	560	-	16,620	16,479	0.86%
DECEMBER	52,317	16,060	560	-	16,620	16,479	0.86%
JANUARY	49,875	16,060	560	-	16,620	16,479	0.86%
FEBRUARY	50,425	16,060	560	-	16,620	16,226	2.43%
MARCH	53,925	16,060	560	-	16,620	16,125	3.07%
APRIL	54,085	16,060	560	-	16,620	16,125	3.07%
MAY	54,085	16,060	560	-	16,620	16,125	3.07%
JUNE	54,085	16,060	560	-	16,620	16,125	3.07%
TOTALS	\$ 616,732	\$ 192,225	\$ 6,720	\$ -	\$ 198,945	\$ 195,778	1.62%

NOTE:

a - Tiedown lease effective February 9, 2018.

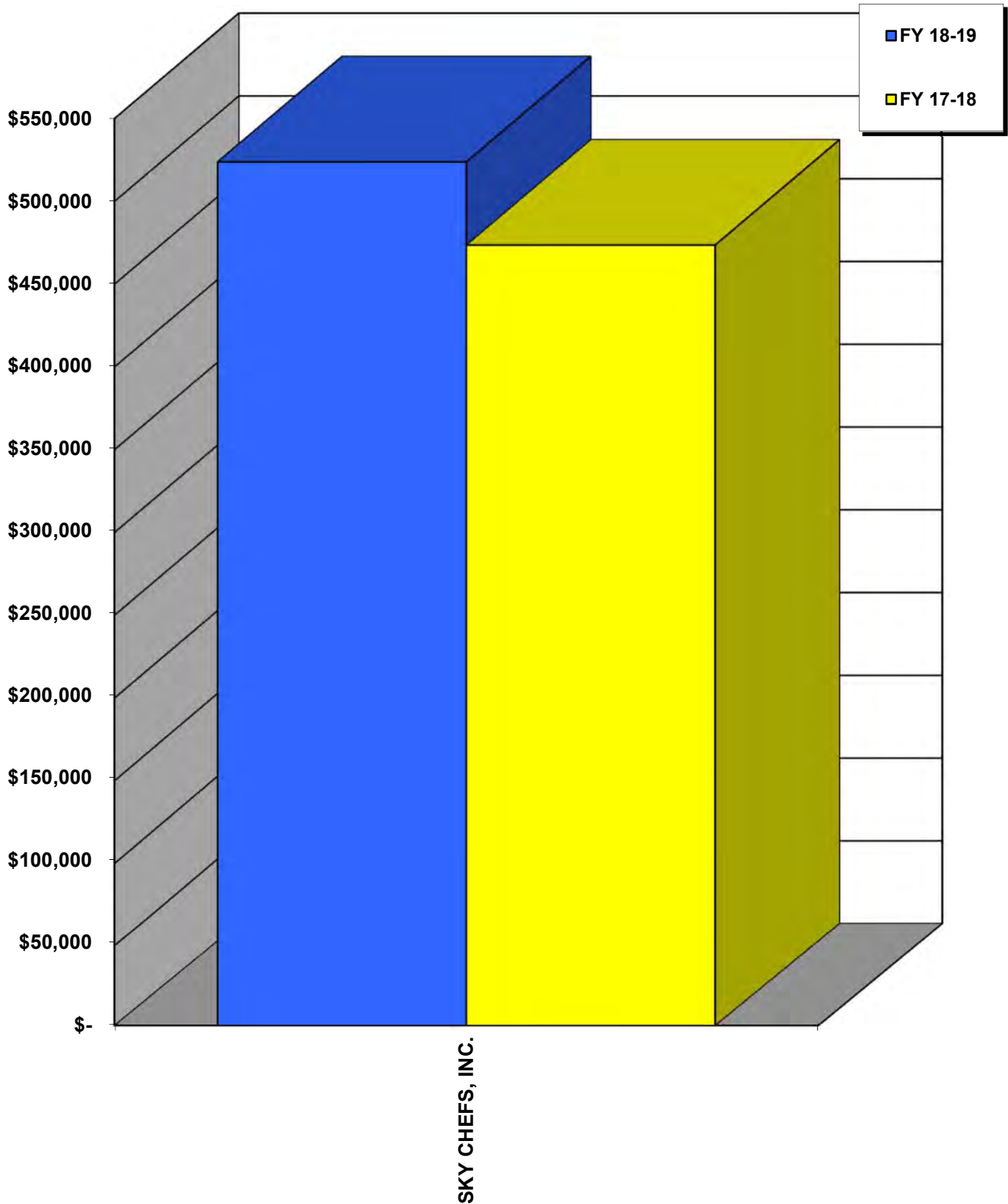
b - Effective August 2017, greater of annual minimum guarantee of \$186,780 or 30% of gross receipts.
Effective August 2018, greater of annual minimum guarantee of \$192,720 or 30% of gross receipts.

c - Effective February 9, 2018, monthly tiedown rent is \$560.

IN-FLIGHT FOOD SERVICE



IN-FLIGHT FOOD SERVICE SUMMARY



SKY CHEFS, INC.
IN-FLIGHT FOOD SERVICE
 UPON WRITTEN NOTICE

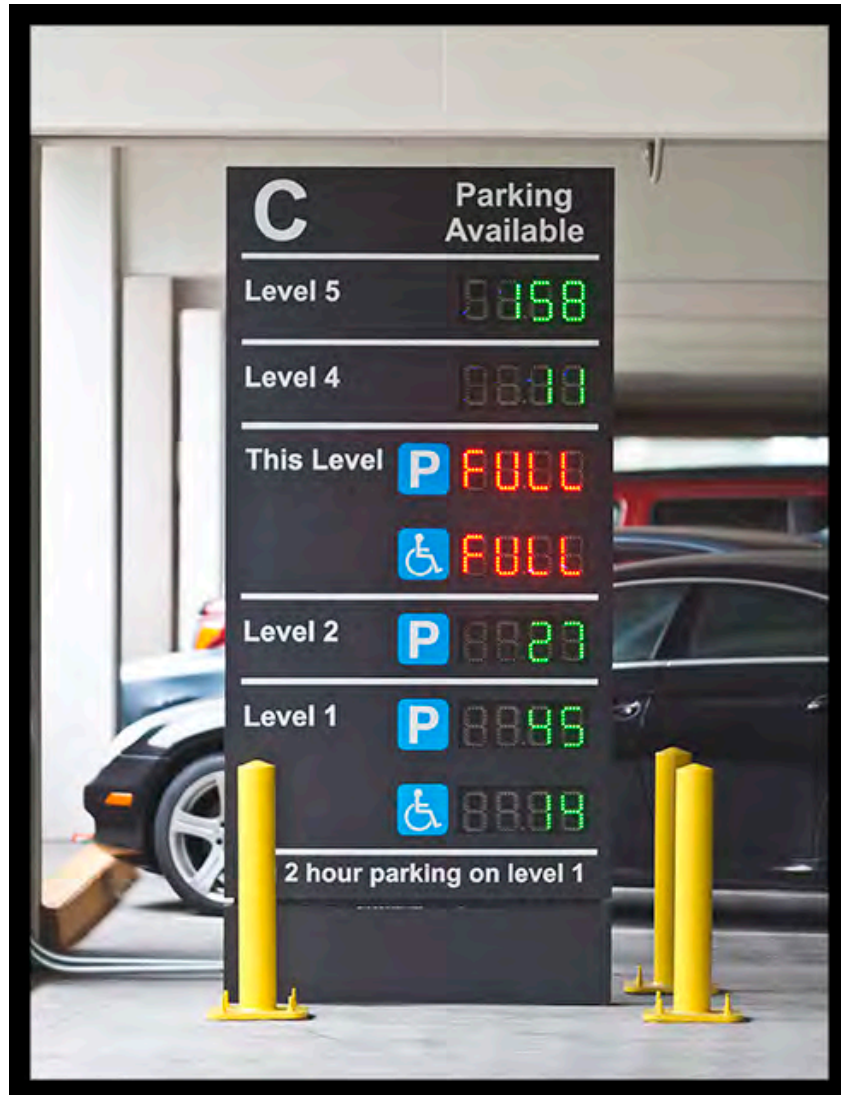
	MONTHLY GROSS RECEIPTS	MINIMUM RENT OR 6% GROSS (a)	LATE / PENALTY FEES
JULY	\$ 692,374	\$ 41,542	\$ -
AUGUST	718,190	43,091	-
SEPTEMBER	672,390	40,343	-
OCTOBER	744,187	44,651	-
NOVEMBER	712,018	42,721	-
DECEMBER	745,430	44,726	-
JANUARY	706,780	42,407	-
FEBRUARY	680,662	40,840	-
MARCH	758,789	45,527	-
APRIL	726,526	43,592	-
MAY	765,768	45,946	-
JUNE	808,004	48,480	-
TOTALS	\$ 8,731,118	\$ 523,866	\$ -

	18-19 MONTHLY REVENUE	17-18 MONTHLY REVENUE	% CHANGE
JULY	\$ 41,542	\$ 40,721	2.02%
AUGUST	43,091	40,698	5.88%
SEPTEMBER	40,343	40,828	-1.19%
OCTOBER	44,651	43,268	3.20%
NOVEMBER	42,721	42,320	0.95%
DECEMBER	44,726	39,536	13.13%
JANUARY	42,407	38,604	9.85%
FEBRUARY	40,840	34,440	18.58%
MARCH	45,527	36,473	24.82%
APRIL	43,592	37,844	15.19%
MAY	45,946	39,086	17.55%
JUNE	48,480	39,765	21.92%
TOTALS	\$ 523,866	\$ 473,583	10.62%

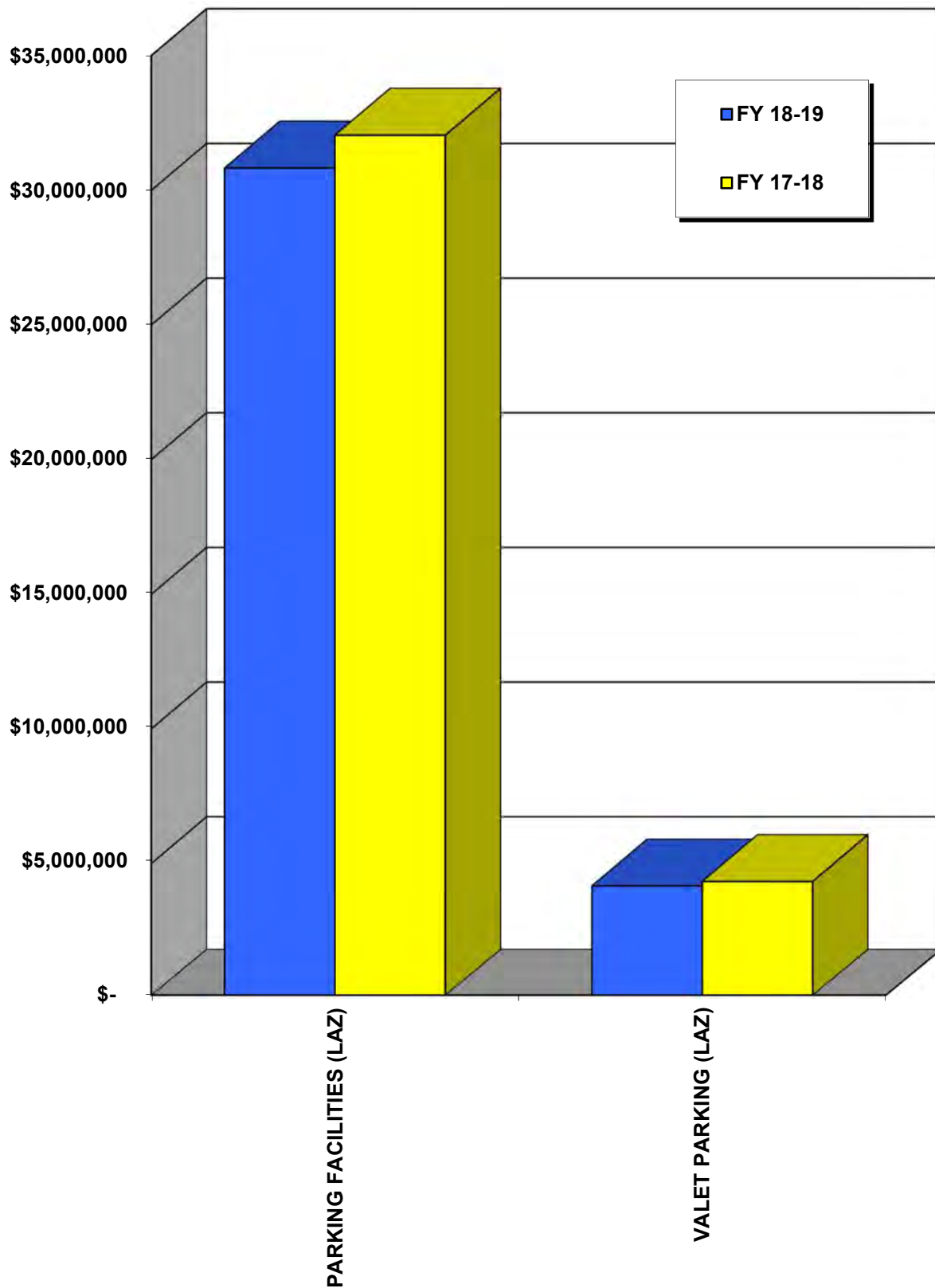
NOTE:

a - Greater of monthly minimum of \$125 or 6% of monthly in-flight food service gross receipts.

PARKING



PARKING SUMMARY



PARKING SUMMARY FOR FY 2018-2019

REVENUE TYPE	LATE /		18-19	17-18	% CHANGE
	REVENUE	PENALTY FEES	TOTAL REVENUE	TOTAL REVENUE	
PARKING FACILITIES (LAZ)	\$ 30,823,394	\$ -	\$ 30,823,394	\$ 32,042,554	-3.80%
VALET PARKING (LAZ)	4,163,565	-	4,163,565	4,328,247	-3.80%
TOTALS	\$ 34,986,959	\$ -	\$ 34,986,959	\$ 36,370,801	-3.80%

OPERATING AGREEMENT - PARKING FACILITIES**LAZ PARKING CALIFORNIA, LLC**

OPERATING AGREEMENT EXPIRES 4/30/2020

	OFF AIRPORT (b)		TERMINAL (c)			
	MAIN STREET	GROSS RECEIPTS	NORTHWEST	NORTHEAST	SOUTHEAST	STRUCTURE C
			GARAGE GROSS RECEIPTS	GARAGE GROSS RECEIPTS	GARAGE GROSS RECEIPTS	GROSS RECEIPTS
JULY	\$	228,710	\$ 565,726	\$ 426,079	\$ 706,373	\$ 509,688
AUGUST		221,365	645,636	479,767	778,550	602,908
SEPTEMBER		213,435	586,836	469,135	694,258	585,161
OCTOBER		211,841	645,862	514,939	745,457	615,289
NOVEMBER		193,073	554,647	438,011	665,196	505,418
DECEMBER		154,084	465,708	337,657	553,372	403,229
JANUARY		158,382	506,081	368,815	663,613	503,778
FEBRUARY		142,923	540,542	392,096	652,118	527,001
MARCH		164,961	600,214	442,597	728,750	585,539
APRIL		179,032	576,704	428,972	706,653	558,548
MAY		198,449	656,832	525,340	761,468	600,179
JUNE		194,450	602,840	452,549	734,408	516,165
TOTALS	\$	2,260,705	\$ 6,947,628	\$ 5,275,957	\$ 8,390,216	\$ 6,512,903

	EMPLOYEE PARKING		PARKING INVOICE/ADJ		% CHANGE
	GROSS RECEIPTS (d)	GROSS RECEIPTS	18-19	17-18	
			MONTHLY REVENUE (e)	MONTHLY REVENUE	
JULY	\$ 105,925	\$ 1,800	\$ 2,544,301	\$ 2,523,493	0.82%
AUGUST	156,000	6,277	2,890,503	2,946,448	-1.90%
SEPTEMBER	115,650	720	2,665,195	2,749,660	-3.07%
OCTOBER	110,975	647	2,845,010	2,924,594	-2.72%
NOVEMBER	110,775	980	2,468,100	2,706,734	-8.82%
DECEMBER	175,117	80,651	2,169,818	2,390,561	-9.23%
JANUARY	72,175	2,703	2,275,547	2,409,662	-5.57%
FEBRUARY	73,075	2,491	2,330,246	2,347,234	-0.72%
MARCH	63,000	559	2,585,620	2,745,676	-5.83%
APRIL	35,300	1,533	2,486,742	2,650,031	-6.16%
MAY	230,175	679	2,973,122	2,882,081	3.16%
JUNE	85,525	3,253	2,589,190	2,766,380	-6.41%
TOTALS	\$ 1,333,692	\$ 102,293	\$ 30,823,394	\$ 32,042,554	-3.80%

NOTE:

a - Operating Agreement effective May 1, 2017.

b - Parking rate is \$2/hr. Maximum rate per day is \$14.

c - Parking rate is \$2/hr. Maximum rate per day is \$20.

d - Includes \$2,750 in Legislator parking. Employee and Legislator Parking revenue are presented on a cash basis.

e - Includes \$28,166,638 of parking revenue paid via credit cards.

OPERATING AGREEMENT - VALET PARKING
LAZ PARKING CALIFORNIA, LLC
 OPERATING AGREEMENT EXPIRES 4/30/2020

	MONTHLY PARKING REVENUE (b)	MONTHLY CAR WASH REVENUE	18-19 MONTHLY REVENUE	17-18 MONTHLY REVENUE	% CHANGE
JULY	\$ 304,777	\$ 23,350	\$ 328,127	\$ 330,131	-0.61%
AUGUST	336,379	26,256	362,635	381,984	-5.07%
SEPTEMBER	338,707	26,791	365,498	358,176	2.04%
OCTOBER	382,595	24,300	406,895	425,724	-4.42%
NOVEMBER	326,030	21,992	348,022	362,144	-3.90%
DECEMBER	262,070	14,173	276,243	286,987	-3.74%
JANUARY	307,751	16,772	324,523	329,659	-1.56%
FEBRUARY	313,250	13,219	326,469	321,791	1.45%
MARCH	329,789	18,709	348,498	370,656	-5.98%
APRIL	319,262	28,574	347,836	377,963	-7.97%
MAY	363,572	26,011	389,583	406,512	-4.16%
JUNE	312,024	27,212	339,236	376,520	-9.90%
TOTALS	\$ 3,896,206	\$ 267,359	\$ 4,163,565	\$ 4,328,247	-3.80%

NOTE:

a - Operating Agreement effective May 1, 2017.

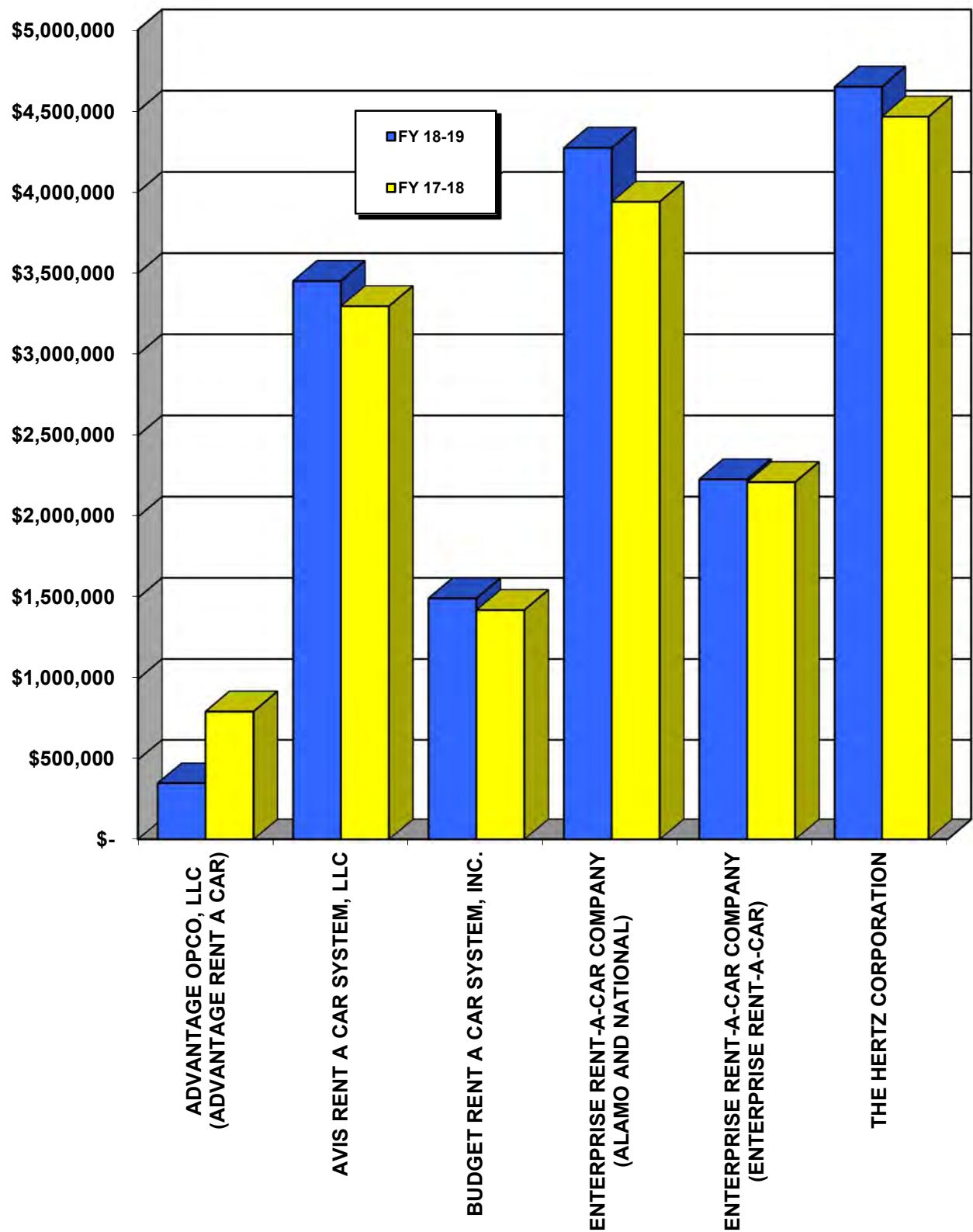
b - Rate per day at \$30 and \$10 per hour for subsequent 24 hour periods up to \$30 daily.

c - The operator fee is 32.5% of valet parking revenue collected and 92% of valet car wash revenue collected.

RENTAL CAR CONCESSIONS



ON AIRPORT RENTAL CAR SUMMARY



**RENTAL CAR SUMMARY FOR FY 2018-2019
ON AIRPORT**

LESSEE	GROSS RECEIPTS	MINIMUM RENT OR 10% GROSS	READY CAR PARKING	LATE / PENALTY FEES	18-19 TOTAL REVENUE	17-18 TOTAL REVENUE	% CHANGE
ADVANTAGE OPCO, LLC (ADVANTAGE RENT A CAR)	\$ 2,078,969	\$ 315,068	\$ 37,425	\$ 162	\$ 352,655	\$ 800,508	-55.95%
AVIS RENT A CAR SYSTEM, LLC	23,804,270	2,875,296	574,807	2,493	3,452,596	3,297,379	4.71%
BUDGET RENT A CAR SYSTEM, INC.	13,947,878	1,394,788	102,492	706	1,497,986	1,425,525	5.08%
ENTERPRISE RENT-A-CAR COMPANY (ALAMO AND NATIONAL)	40,886,437	4,088,645	184,590	-	4,273,235	3,940,525	8.44%
ENTERPRISE RENT-A-CAR COMPANY (ENTERPRISE RENT-A-CAR)	(a) 20,969,697	2,096,971	134,093	-	2,231,064	2,213,496	0.79%
THE HERTZ CORPORATION	39,520,879	4,010,004	638,345	762	4,649,111	4,464,893	4.13%
TOTALS	\$ 141,208,130	\$ 14,780,772	\$ 1,671,752	\$ 4,123	\$ 16,456,647	\$ 16,142,326	1.95%

NOTE:

a - Includes auditor adjustments to increase revenue reported in the 2017-2018 Revenue Report.

ADVANTAGE OPCO, LLC
dba ADVANTAGE RENT A CAR
LEASE AGREEMENT - RENTAL CAR CONCESSION

LEASE TERMINATED 11/30/2018

	MONTHLY GROSS RECEIPTS	MINIMUM RENT OR 10% GROSS (a)	READY CAR PARKING (b)	LATE / PENALTY FEES
JULY	\$ 492,206	\$ 62,500	\$ 7,485	\$ 162
AUGUST	470,686	62,500	7,485	-
SEPTEMBER	342,449	62,500	7,485	-
OCTOBER	412,640	62,500	7,485	-
NOVEMBER	335,296	62,500	7,485	-
DECEMBER	23,764	2,376	-	-
JANUARY	1,543	154	-	-
FEBRUARY	223	22	-	-
MARCH	162	16	-	-
APRIL	-	-	-	-
MAY	-	-	-	-
JUNE	-	-	-	-
TOTALS	\$ 2,078,969	\$ 315,068	\$ 37,425	\$ 162

	18-19 MONTHLY REVENUE	17-18 MONTHLY REVENUE	% CHANGE
JULY	\$ 70,147	\$ 66,511	5.47%
AUGUST	69,985	66,511	5.22%
SEPTEMBER	69,985	66,511	5.22%
OCTOBER	69,985	66,671	4.97%
NOVEMBER	69,985	66,671	4.97%
DECEMBER	2,376	66,826	-96.44%
JANUARY	154	66,666	-99.77%
FEBRUARY	22	66,828	-99.97%
MARCH	16	66,828	-99.98%
APRIL	-	66,991	-100.00%
MAY	-	66,828	-100.00%
JUNE	-	66,666	-100.00%
TOTALS	\$ 352,655	\$ 800,508	-55.95%

NOTE:

- a - Greater of minimum annual guarantee of \$750,000 or 10% of gross receipts.
b - Ready Car Parking: Effective December 2017, 15,428 sf at \$0.27/sf for East Parking Structure;
effective July 2018, 4,425 sf at \$0.75/sf for Overflow Ready Car Parking Area.
c - Lease effective December 1, 2013 and terminated November 30, 2018.

AVIS RENT A CAR SYSTEM, LLC
LEASE AGREEMENT - RENTAL CAR CONCESSION

LEASE EXPIRES 11/30/2019

	MONTHLY GROSS RECEIPTS	MINIMUM RENT OR 10% GROSS (a)	READY CAR PARKING (b)	LATE / PENALTY FEES
JULY	\$ 2,293,806	\$ 239,608	\$ 42,132	\$ -
AUGUST	2,703,841	239,608	42,132	-
SEPTEMBER	1,815,546	239,608	42,132	-
OCTOBER	1,860,056	239,608	42,132	732
NOVEMBER	1,780,507	239,608	42,132	-
DECEMBER	1,640,679	239,608	52,021	-
JANUARY	1,852,639	239,608	52,021	-
FEBRUARY	1,814,450	239,608	52,021	-
MARCH	2,293,704	239,608	52,021	-
APRIL	1,963,434	239,608	52,021	-
MAY	1,936,326	239,608	52,021	1,761
JUNE	1,849,282	239,608	52,021	-
TOTALS	\$ 23,804,270	\$ 2,875,296	\$ 574,807	\$ 2,493

	18-19 MONTHLY REVENUE	17-18 MONTHLY REVENUE	% CHANGE
JULY	\$ 281,740	\$ 270,074	4.32%
AUGUST	281,740	270,074	4.32%
SEPTEMBER	281,740	270,074	4.32%
OCTOBER	282,472	270,074	4.59%
NOVEMBER	281,740	270,074	4.32%
DECEMBER	291,629	271,215	7.53%
JANUARY	291,629	271,215	7.53%
FEBRUARY	291,629	271,215	7.53%
MARCH	291,629	271,215	7.53%
APRIL	291,629	271,789	7.30%
MAY	293,390	304,140	-3.53%
JUNE	291,629	286,220	1.89%
TOTALS	\$ 3,452,596	\$ 3,297,379	4.71%

NOTE:

- a - Greater of minimum annual guarantee of \$2,875,300 or 10% of gross receipts.
- b - Ready Car Parking: Effective June 7, 2018, 34,099 sf at \$0.27/sf for East Parking Structure and 43,901 sf at \$0.75/sf for Overflow Ready Car Parking Area; effective December 2018, 34,099 sf at \$0.56/sf for East Parking Structure and 43,901 sf at \$0.75/sf for Overflow Ready Car Parking Area.
- c - Lease effective December 1, 2013.

BUDGET RENT A CAR SYSTEM, INC.
LEASE AGREEMENT - RENTAL CAR CONCESSION

LEASE EXPIRES 11/30/2019

	MONTHLY GROSS RECEIPTS	MINIMUM RENT OR 10% GROSS (a)	READY CAR PARKING (b)	LATE / PENALTY FEES
JULY	\$ 1,566,156	\$ 156,616	\$ 5,251	\$ -
AUGUST	1,635,720	163,572	5,251	-
SEPTEMBER	1,168,631	116,863	5,251	-
OCTOBER	1,085,640	108,564	5,251	179
NOVEMBER	920,432	92,043	5,251	-
DECEMBER	939,938	93,994	10,891	-
JANUARY	981,552	98,155	10,891	-
FEBRUARY	1,008,285	100,829	10,891	-
MARCH	1,208,890	120,889	10,891	-
APRIL	1,148,699	114,870	10,891	-
MAY	1,070,622	107,062	10,891	527
JUNE	1,213,313	121,331	10,891	-
TOTALS	\$ 13,947,878	\$ 1,394,788	\$ 102,492	\$ 706

	18-19 MONTHLY REVENUE	17-18 MONTHLY REVENUE	% CHANGE
JULY	\$ 161,867	\$ 170,412	-5.01%
AUGUST	168,823	144,524	16.81%
SEPTEMBER	122,114	93,882	30.07%
OCTOBER	113,994	106,081	7.46%
NOVEMBER	97,294	102,182	-4.78%
DECEMBER	104,885	105,346	-0.44%
JANUARY	109,046	99,799	9.27%
FEBRUARY	111,720	108,745	2.74%
MARCH	131,780	129,177	2.02%
APRIL	125,761	117,490	7.04%
MAY	118,480	114,516	3.46%
JUNE	132,222	133,371	-0.86%
TOTALS	\$ 1,497,986	\$ 1,425,525	5.08%

NOTE:

a - Greater of minimum annual guarantee of \$981,942 or 10% of gross receipts.

b - Ready Car Parking: Effective December 2017, 19,448 sf at \$0.27/sf for East Parking Structure;
effective December 2018, 19,448 sf at \$0.56/sf for East Parking Structure.

c - Lease effective December 1, 2013.

ENTERPRISE RENT-A-CAR COMPANY OF LOS ANGELES, LLC
dba ALAMO RENT A CAR AND NATIONAL CAR RENTAL
LEASE AGREEMENT - RENTAL CAR CONCESSION

LEASE EXPIRES 11/30/2019

	MONTHLY GROSS RECEIPTS	MINIMUM RENT OR 10% GROSS (a)	READY CAR PARKING (b)	LATE / PENALTY FEES
JULY	\$ 4,031,825	\$ 403,183	\$ 9,457	\$ -
AUGUST	4,351,351	435,135	9,457	-
SEPTEMBER	2,928,357	292,836	9,457	-
OCTOBER	3,266,029	326,603	9,457	-
NOVEMBER	3,102,055	310,206	9,457	-
DECEMBER	2,946,022	294,602	19,615	-
JANUARY	3,277,382	327,738	19,615	-
FEBRUARY	3,182,072	318,207	19,615	-
MARCH	3,718,005	371,801	19,615	-
APRIL	3,369,405	336,941	19,615	-
MAY	3,280,221	328,022	19,615	-
JUNE	3,433,713	343,371	19,615	-
TOTALS	\$ 40,886,437	\$ 4,088,645	\$ 184,590	\$ -

	18-19 MONTHLY REVENUE	17-18 MONTHLY REVENUE	% CHANGE
JULY	\$ 412,640	\$ 356,258	15.83%
AUGUST	444,592	380,114	16.96%
SEPTEMBER	302,293	292,119	3.48%
OCTOBER	336,060	324,211	3.65%
NOVEMBER	319,663	299,278	6.81%
DECEMBER	314,217	289,612	8.50%
JANUARY	347,353	309,852	12.10%
FEBRUARY	337,822	311,696	8.38%
MARCH	391,416	368,219	6.30%
APRIL	356,556	346,443	2.92%
MAY	347,637	318,138	9.27%
JUNE	362,986	344,585	5.34%
TOTALS	\$ 4,273,235	\$ 3,940,525	8.44%

NOTE:

a - Greater of minimum annual guarantee of \$3,002,382 or 10% of gross receipts.

b - Ready Car Parking: Effective December 2017, 35,027 sf at \$0.27/sf for East Parking Structure; effective December 2018, 35,027 sf at \$0.56/sf for East Parking Structure.

c - Lease effective December 1, 2013.

ENTERPRISE RENT-A-CAR COMPANY OF LOS ANGELES, LLC
dba ENTERPRISE RENT-A-CAR
LEASE AGREEMENT - RENTAL CAR CONCESSION

LEASE EXPIRES 11/30/2019

	MONTHLY GROSS RECEIPTS	MINIMUM RENT OR 10% GROSS (a)	READY CAR PARKING (b)	LATE / PENALTY FEES
JULY	\$ 2,218,080	\$ 221,808	\$ 6,870	\$ -
AUGUST	2,197,831	219,783	6,870	-
SEPTEMBER	1,544,766	154,477	6,870	-
OCTOBER	1,654,246	165,425	6,870	-
NOVEMBER	1,669,687	166,969	6,870	-
DECEMBER	1,396,200	139,620	14,249	-
JANUARY	1,672,718	167,272	14,249	-
FEBRUARY	1,541,395	154,140	14,249	-
MARCH	1,990,783	199,078	14,249	-
APRIL	1,760,513	176,051	14,249	-
MAY	1,629,382	162,938	14,249	-
JUNE	1,694,096	169,410	14,249	-
TOTALS	\$ 20,969,697	\$ 2,096,971	\$ 134,093	\$ -

	18-19 MONTHLY REVENUE	17-18 MONTHLY REVENUE (d)	% CHANGE
JULY	\$ 228,678	\$ 230,549	-0.81%
AUGUST	226,653	235,095	-3.59%
SEPTEMBER	161,347	166,944	-3.35%
OCTOBER	172,295	171,943	0.20%
NOVEMBER	173,839	165,969	4.74%
DECEMBER	153,869	164,283	-6.34%
JANUARY	181,521	173,094	4.87%
FEBRUARY	168,389	154,521	8.97%
MARCH	213,327	196,617	8.50%
APRIL	190,300	186,381	2.10%
MAY	177,187	181,840	-2.56%
JUNE	183,659	186,260	-1.40%
TOTALS	\$ 2,231,064	\$ 2,213,496	0.79%

NOTE:

a - Greater of minimum annual guarantee of \$1,758,152 or 10% of gross receipts.

b - Ready Car Parking: Effective December 2017, 25,445 sf at \$0.27/sf for East Parking Structure;
effective December 2018, 25,445 sf at \$0.56/sf for East Parking Structure.

c - Lease effective December 1, 2013.

d - Includes auditor adjustments to increase revenue reported in the 2017-2018 Revenue Report.

THE HERTZ CORPORATION
LEASE AGREEMENT - RENTAL CAR CONCESSION

LEASE EXPIRES 11/30/2019

	ATLANTIC		HERTZ		DOLLAR		MONTHLY	MINIMUM
	AVIATION FBO	ACI FBO	TERMINAL	TERMINAL	TERMINAL	TERMINAL	GROSS	RENT OR
	GROSS RECEIPTS	GROSS RECEIPTS (d)	GROSS RECEIPTS	GROSS RECEIPTS	GROSS RECEIPTS	GROSS RECEIPTS	RECEIPTS	10% GROSS (a)
JULY	\$ 18,785	\$ 10,489	\$ 3,203,243	\$ 828,142	\$ 4,060,659	\$ 334,167		
AUGUST	18,820	18,927	3,366,715	735,154	4,139,616	334,167		
SEPTEMBER	19,169	10,223	2,331,388	588,348	2,949,128	334,167		
OCTOBER	16,429	11,946	2,453,084	573,187	3,054,646	334,167		
NOVEMBER	12,843	12,972	2,288,703	483,143	2,797,661	334,167		
DECEMBER	11,255	10,588	2,069,778	655,994	2,747,615	334,167		
JANUARY	20,932	9,691	2,371,525	637,559	3,039,707	334,167		
FEBRUARY	13,582	7,467	2,394,766	546,844	2,962,659	334,167		
MARCH	19,654	12,214	2,948,976	667,588	3,648,432	334,167		
APRIL	18,222	10,635	2,660,920	752,813	3,442,590	334,167		
MAY	14,113	8,404	2,495,492	694,134	3,212,143	334,167		
JUNE	18,326	11,975	2,659,907	775,815	3,466,023	334,167		
TOTALS	\$ 202,130	\$ 135,531	\$ 31,244,497	\$ 7,938,721	\$ 39,520,879	\$ 4,010,004		

	READY CAR	LATE /	18-19	17-18	
	PARKING (b)	PENALTY	MONTHLY	MONTHLY	% CHANGE
		FEES	REVENUE	REVENUE	
JULY	\$ 65,411	\$ -	\$ 399,578	\$ 365,819	9.23%
AUGUST	44,131	-	378,298	366,819	3.13%
SEPTEMBER	44,131	-	378,298	365,893	3.39%
OCTOBER	44,131	-	378,298	365,893	3.39%
NOVEMBER	44,131	-	378,298	365,893	3.39%
DECEMBER	56,630	-	390,797	367,084	6.46%
JANUARY	56,630	762	391,559	367,084	6.67%
FEBRUARY	56,630	-	390,797	367,084	6.46%
MARCH	56,630	-	390,797	367,084	6.46%
APRIL	56,630	-	390,797	367,084	6.46%
MAY	56,630	-	390,797	399,578	-2.20%
JUNE	56,630	-	390,797	399,578	-2.20%
TOTALS	\$ 638,345	\$ 762	\$ 4,649,111	\$ 4,464,893	4.13%

NOTE:

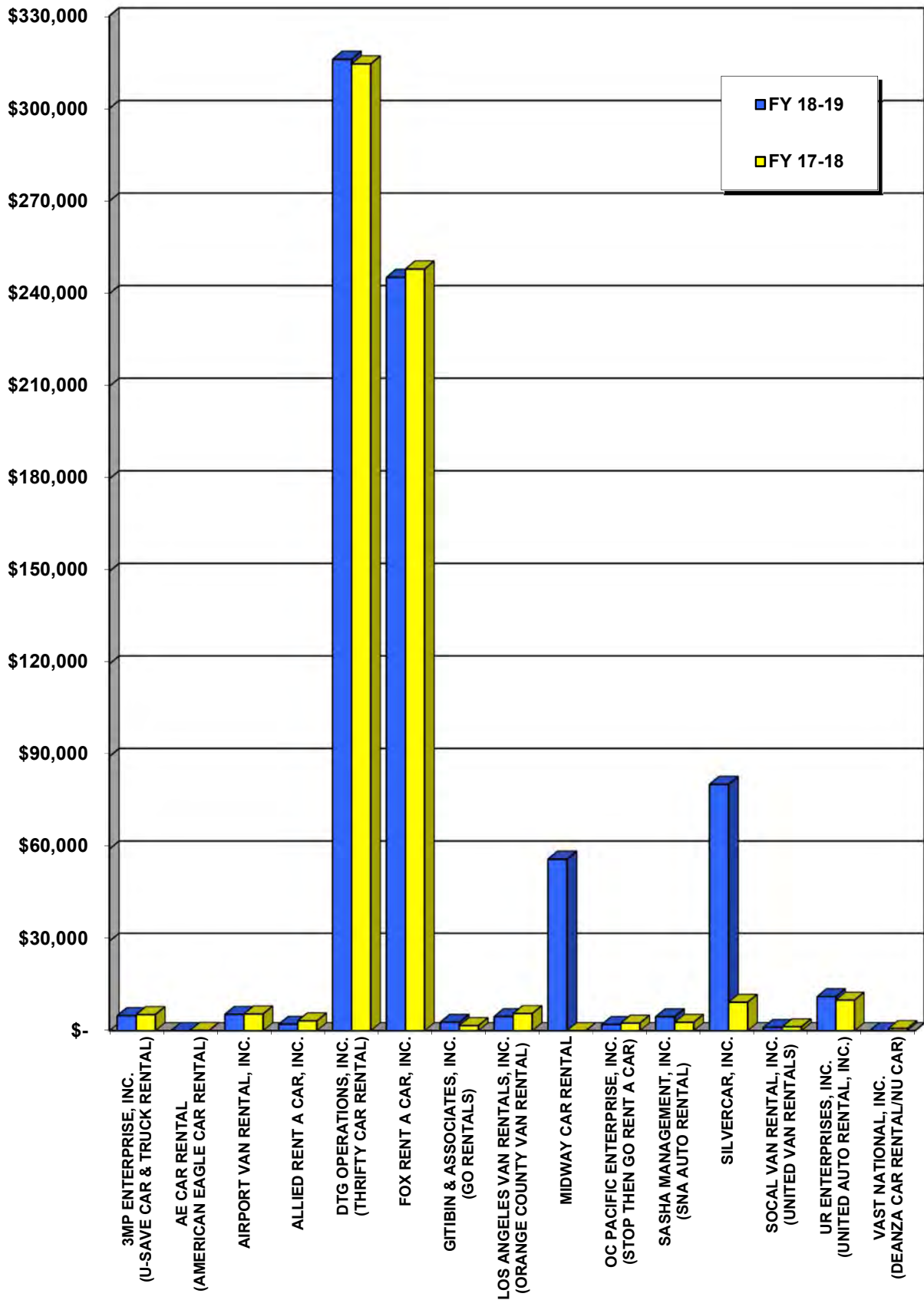
a - Greater of minimum annual guarantee of \$4,010,000 or 10% of gross receipts.

b - Ready Car Parking: Effective May 2018, 43,100 sf at \$0.27/sf for East Parking Structure, 38,000 sf at \$0.56/sf for Main Street Parking Lot, and 43,325 sf at \$0.75/sf for Overflow-East Parking Structure; effective August 2018, 43,100 sf at \$0.27/sf for East Parking Structure and 43,325 sf at \$0.75/sf for Overflow-East Parking Structure; effective December 2018, 43,100 sf at \$0.56/sf for East Parking Structure and 43,325 sf at \$0.75/sf for Overflow-East Parking Structure.

c - Lease effective December 1, 2013.

d - Aviation Consultants' lease effective on April 1, 2017.

OFF AIRPORT RENTAL CAR SUMMARY



RENTAL CAR SUMMARY FOR FY 2018-19
OFF AIRPORT

LICENSEE	GROSS RECEIPTS	MONTHLY REVENUE 9% GROSS (a)	RENTAL CAR PARKING	LATE / PENALTY FEES	18-19 TOTAL REVENUE	17-18 TOTAL REVENUE	% CHANGE
3MP ENTERPRISE, INC. (U-SAVE CAR & TRUCK RENTAL)	\$ 55,694	\$ 5,013	\$ -	\$ -	\$ 5,013	\$ 5,387	-6.94%
AE CAR RENTAL (AMERICAN EAGLE CAR RENTAL)	-	-	-	-	-	81	-100.00%
AIRPORT VAN RENTAL, INC.	48,881	4,399	-	1,072	5,471	5,597	-2.25%
ALLIED RENT A CAR, INC.	23,756	2,139	-	-	2,139	3,272	-34.63%
DTG OPERATIONS, INC. (THRIFTY CAR RENTAL)	3,510,446	315,940	-	-	315,940	314,432	0.48%
FOX RENT A CAR, INC.	2,655,531	238,999	-	6,274	245,273	247,946	-1.08%
GITIBIN & ASSOCIATES, INC. (GO RENTALS)	31,439	2,829	-	-	2,829	1,700	66.41%
LOS ANGELES VAN RENTALS, INC. (ORANGE COUNTY VAN RENTAL)	52,460	4,721	-	-	4,721	5,739	-17.74%
MIDWAY CAR RENTAL	622,539	56,028	-	696	56,724	-	N/A
OC PACIFIC ENTERPRISE, INC. (STOP THEN GO RENT A CAR)	22,867	2,060	-	-	2,060	2,537	-18.80%
SASHA MANAGEMENT, INC. (SNA AUTO RENTAL)	46,026	4,142	-	523	4,665	2,805	66.31%
SILVERCAR, INC.	554,788	49,932	30,372	648	80,952	9,512	751.05%
SOCAL VAN RENTAL, INC. (UNITED VAN RENTALS)	10,989	990	-	100	1,090	1,295	-15.83%
UR ENTERPRISES, INC. (UNITED AUTO RENTAL, INC.)	126,577	11,392	-	-	11,392	10,209	11.59%
VAST NATIONAL, INC. (DEANZA CAR RENTAL/NU CAR)	-	-	-	-	-	731	-100.00%
TOTALS	\$ 7,761,993	\$ 698,584	\$ 30,372	\$ 9,313	\$ 738,269	\$ 611,243	20.78%

NOTE:

a - Licensees paid 9% of gross receipts unless otherwise noted in the individual schedules.

PM 1121-296-71 (a)

PM 1121-296-89 (b)

3MP ENTERPRISE, INC.
dba U-SAVE CAR & TRUCK RENTAL
OFF AIRPORT RENTAL CAR LICENSE
LICENSE EXPIRES 09/18/2023

	MONTHLY GROSS RECEIPTS	MONTHLY REVENUE 9% GROSS	LATE / PENALTY FEES	18-19 MONTHLY REVENUE	17-18 MONTHLY REVENUE	% CHANGE
JULY	\$ 5,190	\$ 467	\$ -	\$ 467	\$ 546	-14.47%
AUGUST	5,730	516	-	516	530	-2.64%
SEPTEMBER	3,520	317	-	317	381	-16.80%
OCTOBER	3,793	341	-	341	400	-14.75%
NOVEMBER	3,731	336	-	336	444	-24.32%
DECEMBER	4,446	400	-	400	412	-2.91%
JANUARY	6,932	624	-	624	439	42.14%
FEBRUARY	3,723	335	-	335	394	-14.97%
MARCH	5,098	459	-	459	572	-19.76%
APRIL	4,867	438	-	438	446	-1.79%
MAY	4,480	403	-	403	372	8.33%
JUNE	4,184	377	-	377	451	-16.41%
TOTALS	\$ 55,694	\$ 5,013	\$ -	\$ 5,013	\$ 5,387	-6.94%

NOTE:

a - License effective September 18, 2013 and expired September 17, 2018.

b - License effective September 19, 2018.

AE CAR RENTAL
dba AMERICAN EAGLE CAR RENTAL
OFF AIRPORT RENTAL CAR LICENSE
LICENSE TERMINATED 05/15/2018

	MONTHLY GROSS RECEIPTS	MONTHLY REVENUE 9% GROSS	LATE / PENALTY FEES	18-19 MONTHLY REVENUE	17-18 MONTHLY REVENUE	% CHANGE
JULY	\$ -	\$ -	\$ -	\$ -	\$ 13	-100.00%
AUGUST	-	-	-	-	10	-100.00%
SEPTEMBER	-	-	-	-	10	-100.00%
OCTOBER	-	-	-	-	9	-100.00%
NOVEMBER	-	-	-	-	7	-100.00%
DECEMBER	-	-	-	-	14	-100.00%
JANUARY	-	-	-	-	12	-100.00%
FEBRUARY	-	-	-	-	6	-100.00%
MARCH	-	-	-	-	-	N/A
APRIL	-	-	-	-	-	N/A
MAY	-	-	-	-	-	N/A
JUNE	-	-	-	-	-	N/A
TOTALS	\$ -	\$ -	\$ -	\$ -	\$ 81	-100.00%

NOTE:

a - License effective January 31, 2013 and terminated May 15, 2018.

AIRPORT VAN RENTAL, INC.
OFF AIRPORT RENTAL CAR LICENSE
MONTH TO MONTH

	MONTHLY GROSS RECEIPTS	MONTHLY REVENUE 9% GROSS	LATE / PENALTY FEES	18-19 MONTHLY REVENUE	17-18 MONTHLY REVENUE	% CHANGE
JULY	\$ 4,692	\$ 422	\$ 106	\$ 528	\$ 1,233	-57.18%
AUGUST	4,648	418	103	521	869	-40.05%
SEPTEMBER	4,716	424	106	530	298	77.85%
OCTOBER	3,341	301	106	407	288	41.32%
NOVEMBER	4,077	367	106	473	263	79.85%
DECEMBER	3,702	333	-	333	134	148.51%
JANUARY	5,460	491	215	706	314	124.84%
FEBRUARY	3,606	325	-	325	207	57.00%
MARCH	2,870	258	-	258	498	-48.19%
APRIL	4,730	426	-	426	627	-32.06%
MAY	3,131	282	330	612	426	43.66%
JUNE	3,908	352	-	352	440	-20.00%
TOTALS	\$ 48,881	\$ 4,399	\$ 1,072	\$ 5,471	\$ 5,597	-2.25%

NOTE:

a - License effective July 8, 2013 and expired July 7, 2018.

ALLIED RENT A CAR, INC.
OFF AIRPORT RENTAL CAR LICENSE
LICENSE TERMINATED 05/01/2019

	MONTHLY GROSS RECEIPTS	MONTHLY REVENUE 9% GROSS	LATE / PENALTY FEES	18-19 MONTHLY REVENUE	17-18 MONTHLY REVENUE	% CHANGE
JULY	\$ 2,778	\$ 250	\$ -	\$ 250	\$ 407	-38.57%
AUGUST	2,544	229	-	229	322	-28.88%
SEPTEMBER	2,700	243	-	243	276	-11.96%
OCTOBER	2,473	223	-	223	257	-13.23%
NOVEMBER	2,298	207	-	207	224	-7.59%
DECEMBER	2,433	219	-	219	302	-27.48%
JANUARY	2,102	189	-	189	234	-19.23%
FEBRUARY	2,167	195	-	195	246	-20.73%
MARCH	1,941	175	-	175	338	-48.22%
APRIL	2,320	209	-	209	218	-4.13%
MAY	-	-	-	-	235	-100.00%
JUNE	-	-	-	-	213	-100.00%
TOTALS	\$ 23,756	\$ 2,139	\$ -	\$ 2,139	\$ 3,272	-34.63%

NOTE:

a - License effective July 8, 2012 and terminated May 1, 2019.

PM 1121-296-73 (a)

PM 1121-296-93 (b)

DTG OPERATIONS, INC.
dba THRIFTY CAR RENTAL
OFF AIRPORT RENTAL CAR LICENSE
LICENSE EXPIRES 04/30/2024

	MONTHLY GROSS RECEIPTS	MONTHLY REVENUE 9% GROSS	LATE / PENALTY FEES	18-19 MONTHLY REVENUE	17-18 MONTHLY REVENUE	% CHANGE
JULY	\$ 388,489	\$ 34,964	\$ -	\$ 34,964	\$ 31,278	11.78%
AUGUST	337,924	30,413	-	30,413	29,665	2.52%
SEPTEMBER	287,921	25,913	-	25,913	20,899	23.99%
OCTOBER	259,166	23,325	-	23,325	20,330	14.73%
NOVEMBER	244,370	21,993	-	21,993	17,843	23.26%
DECEMBER	293,680	26,431	-	26,431	22,570	17.11%
JANUARY	311,836	28,065	-	28,065	28,959	-3.09%
FEBRUARY	199,931	17,994	-	17,994	26,636	-32.44%
MARCH	302,254	27,203	-	27,203	29,211	-6.87%
APRIL	304,817	27,434	-	27,434	30,703	-10.65%
MAY	280,909	25,282	-	25,282	28,065	-9.92%
JUNE	299,149	26,923	-	26,923	28,273	-4.77%
TOTALS	\$ 3,510,446	\$ 315,940	\$ -	\$ 315,940	\$ 314,432	0.48%

NOTE:

a - License effective April 15, 2014 and expired April 14, 2019

b - License effective May 1, 2019.

FOX RENT A CAR, INC.
OFF AIRPORT RENTAL CAR LICENSE

LICENSE EXPIRES 01/31/2023

	MONTHLY GROSS RECEIPTS	MONTHLY REVENUE 9% GROSS	LATE / PENALTY FEES	18-19 MONTHLY REVENUE	17-18 MONTHLY REVENUE	% CHANGE
JULY	\$ 303,117	\$ 27,281	\$ -	\$ 27,281	\$ 29,048	-6.08%
AUGUST	267,039	24,034	1,461	25,495	28,192	-9.57%
SEPTEMBER	171,480	15,433	-	15,433	18,992	-18.74%
OCTOBER	204,345	18,391	-	18,391	18,944	-2.92%
NOVEMBER	159,607	14,365	461	14,826	18,547	-20.06%
DECEMBER	184,701	16,623	-	16,623	19,034	-12.67%
JANUARY	261,275	23,515	-	23,515	18,178	29.36%
FEBRUARY	203,631	18,327	-	18,327	16,174	13.31%
MARCH	218,517	19,667	2,834	22,501	21,606	4.14%
APRIL	213,505	19,215	-	19,215	20,291	-5.30%
MAY	201,724	18,155	828	18,983	18,286	3.81%
JUNE	266,590	23,993	690	24,683	20,654	19.51%
TOTALS	\$ 2,655,531	\$ 238,999	\$ 6,274	\$ 245,273	\$ 247,946	-1.08%

NOTE:

a - License effective February 1, 2018.

GITIBIN & ASSOCIATES, INC.
dba GO RENTALS
OFF AIRPORT RENTAL CAR LICENSE
LICENSE EXPIRES 03/31/2021

	MONTHLY GROSS RECEIPTS	MONTHLY REVENUE 9% GROSS	LATE / PENALTY FEES	18-19 MONTHLY REVENUE	17-18 MONTHLY REVENUE	% CHANGE
JULY	6,260	\$ 563	\$ -	\$ 563	\$ 281	100.36%
AUGUST	2,580	232	-	232	247	-6.07%
SEPTEMBER	1,350	122	-	122	80	52.50%
OCTOBER	2,500	225	-	225	56	301.79%
NOVEMBER	3,790	341	-	341	-	100.00%
DECEMBER	4,710	424	-	424	333	27.33%
JANUARY	710	64	-	64	59	8.47%
FEBRUARY	5,080	457	-	457	57	701.75%
MARCH	1,170	105	-	105	201	-47.76%
APRIL	1,221	110	-	110	243	-54.73%
MAY	698	63	-	63	143	-55.94%
JUNE	1,370	123	-	123	-	100.00%
TOTALS	\$ 31,439	\$ 2,829	\$ -	\$ 2,829	\$ 1,700	66.41%

NOTE:

a - License effective April 1, 2016.

PM 1121-296-70 (a)

PM 1121-296-90 (b)

LOS ANGELES VAN RENTALS, INC.
dba ORANGE COUNTY VAN RENTAL
OFF AIRPORT RENTAL CAR LICENSE

LICENSE EXPIRES 08/28/2023

	MONTHLY GROSS RECEIPTS	MONTHLY REVENUE 9% GROSS	LATE / PENALTY FEES	18-19 MONTHLY REVENUE	17-18 MONTHLY REVENUE	% CHANGE
JULY	\$ 7,213	\$ 649	\$ -	\$ 649	\$ 1,220	-46.80%
AUGUST	7,030	633	-	633	871	-27.32%
SEPTEMBER	2,217	200	-	200	89	124.72%
OCTOBER	2,039	184	-	184	286	-35.66%
NOVEMBER	3,323	299	-	299	277	7.94%
DECEMBER	4,900	441	-	441	389	13.37%
JANUARY	10,735	966	-	966	595	62.35%
FEBRUARY	2,368	213	-	213	264	-19.32%
MARCH	4,447	400	-	400	399	0.25%
APRIL	4,071	366	-	366	341	7.33%
MAY	1,956	176	-	176	371	-52.56%
JUNE	2,161	194	-	194	637	-69.54%
TOTALS	\$ 52,460	\$ 4,721	\$ -	\$ 4,721	\$ 5,739	-17.74%

NOTE:

a - License effective August 29, 2013 and expired August 28, 2018.

b - License effective August 29, 2018.

MIDWAY CAR RENTAL
OFF AIRPORT RENTAL CAR LICENSE
 LICENSE EXPIRES 06/30/2023

	MONTHLY GROSS RECEIPTS	MONTHLY REVENUE 9% GROSS	LATE / PENALTY FEES	18-19 MONTHLY REVENUE	17-18 MONTHLY REVENUE	% CHANGE
JULY	\$ 39,338	\$ 3,540	\$ -	\$ 3,540	\$ -	N/A
AUGUST	68,819	6,194	-	6,194	-	N/A
SEPTEMBER	37,927	3,413	-	3,413	-	N/A
OCTOBER	89,075	8,017	-	8,017	-	N/A
NOVEMBER	68,429	6,159	-	6,159	-	N/A
DECEMBER	39,966	3,597	696	4,293	-	N/A
JANUARY	55,381	4,984	-	4,984	-	N/A
FEBRUARY	28,533	2,568	-	2,568	-	N/A
MARCH	49,102	4,419	-	4,419	-	N/A
APRIL	55,848	5,026	-	5,026	-	N/A
MAY	32,343	2,911	-	2,911	-	N/A
JUNE	57,778	5,200	-	5,200	-	N/A
TOTALS	\$ 622,539	\$ 56,028	\$ 696	\$ 56,724	\$ -	N/A

NOTE:

a - License effective July 1, 2018.

OC PACIFIC ENTERPRISE, INC.
dba STOP THEN GO RENT A CAR
OFF AIRPORT RENTAL CAR LICENSE

LICENSE EXPIRES 03/07/2021

	MONTHLY GROSS RECEIPTS	MONTHLY REVENUE 9% GROSS	LATE / PENALTY FEES	18-19 MONTHLY REVENUE	17-18 MONTHLY REVENUE	% CHANGE
JULY	\$ 3,615	\$ 325	\$ -	\$ 325	\$ 362	-10.22%
AUGUST	3,530	318	-	318	261	21.84%
SEPTEMBER	1,208	109	-	109	152	-28.29%
OCTOBER	830	75	-	75	213	-64.79%
NOVEMBER	1,706	154	-	154	210	-26.67%
DECEMBER	1,719	155	-	155	248	-37.50%
JANUARY	1,785	161	-	161	209	-22.97%
FEBRUARY	1,198	108	-	108	133	-18.80%
MARCH	2,301	207	-	207	271	-23.62%
APRIL	1,712	154	-	154	226	-31.86%
MAY	1,524	137	-	137	83	65.06%
JUNE	1,739	157	-	157	169	-7.10%
TOTALS	\$ 22,867	\$ 2,060	\$ -	\$ 2,060	\$ 2,537	-18.80%

NOTE:

a - License effective March 8, 2016.

SASHA MANAGEMENT, INC.
dba SNA AUTO RENTAL
OFF AIRPORT RENTAL CAR LICENSE
LICENSE EXPIRES 02/09/2021

	MONTHLY GROSS RECEIPTS	MONTHLY REVENUE 9% GROSS	LATE / PENALTY FEES	18-19 MONTHLY REVENUE	17-18 MONTHLY REVENUE	% CHANGE
JULY	\$ 6,115	\$ 550	\$ 216	\$ 766	\$ 325	135.69%
AUGUST	4,170	375	100	475	189	151.32%
SEPTEMBER	2,474	223	-	223	120	85.83%
OCTOBER	2,227	200	-	200	145	37.93%
NOVEMBER	3,292	296	103	399	225	77.33%
DECEMBER	5,274	475	-	475	326	45.71%
JANUARY	2,900	261	-	261	196	33.16%
FEBRUARY	2,788	251	-	251	83	202.41%
MARCH	6,136	552	-	552	344	60.47%
APRIL	4,068	366	-	366	302	21.19%
MAY	2,406	217	104	321	185	73.51%
JUNE	4,176	376	-	376	365	3.01%
TOTALS	\$ 46,026	\$ 4,142	\$ 523	\$ 4,665	\$ 2,805	66.31%

NOTE:

a - License effective February 10, 2016.

PM 1121-296-86 (a)

PM 1121-296-88 (b)

PM 1121-296-92 (c)

SILVERCAR, INC.
OFF AIRPORT RENTAL CAR LICENSE

LICENSE EXPIRES 04/29/2023

	MONTHLY GROSS RECEIPTS	MONTHLY REVENUE 9% GROSS	RENTAL CAR PARKING (d)	LATE / PENALTY FEES	18-19 MONTHLY REVENUE	17-18 MONTHLY REVENUE	% CHANGE
JULY	\$ 55,059	\$ 4,955	\$ 3,054	\$ 356	\$ 8,365	\$ -	N/A
AUGUST	53,520	4,817	3,054	-	7,871	-	N/A
SEPTEMBER	36,956	3,326	3,054	146	6,526	-	N/A
OCTOBER	46,044	4,144	3,054	-	7,198	-	N/A
NOVEMBER	46,777	4,210	3,054	146	7,410	-	N/A
DECEMBER	43,007	3,871	3,054	-	6,925	-	N/A
JANUARY	44,810	4,033	3,054	-	7,087	-	N/A
FEBRUARY	44,153	3,974	3,054	-	7,028	-	N/A
MARCH	50,853	4,577	3,054	-	7,631	-	N/A
APRIL	44,186	3,977	962	-	4,939	-	N/A
MAY	40,233	3,621	962	-	4,583	4,224	8.50%
JUNE	49,190	4,427	962	-	5,389	5,288	1.91%
TOTALS	\$ 554,788	\$ 49,932	\$ 30,372	\$ 648	\$ 80,952	\$ 9,512	751.05%

NOTE:

a - Off Airport license effective April 30, 2018.

b - Rental Car Parking license effective May 8, 2018 and expired November 30, 2018.

c - Rental Car Parking license effective April 1, 2019 and expires March 31, 2020.

d - Monthly rent is \$3,054 through March 31, 2019. Effective April 1, 2019, monthly rent is \$962.

SOCAL VAN RENTAL, INC.
dba UNITED VAN RENTALS
OFF AIRPORT RENTAL CAR LICENSE

LICENSE EXPIRES 01/31/2021

	MONTHLY GROSS RECEIPTS	MONTHLY REVENUE 9% GROSS	LATE / PENALTY FEES	18-19 MONTHLY REVENUE	17-18 MONTHLY REVENUE	% CHANGE
JULY	\$ 1,950	\$ 176	\$ -	\$ 176	\$ 262	-32.82%
AUGUST	-	-	-	-	201	-100.00%
SEPTEMBER	871	78	-	78	-	100.00%
OCTOBER	1,106	100	-	100	75	33.33%
NOVEMBER	1,428	129	-	129	89	44.94%
DECEMBER	738	66	-	66	236	-72.03%
JANUARY	264	24	-	24	54	-55.56%
FEBRUARY	-	-	-	-	46	-100.00%
MARCH	1,004	90	-	90	114	-21.05%
APRIL	862	78	-	78	25	212.00%
MAY	-	-	100	100	77	29.87%
JUNE	2,766	249	-	249	116	114.66%
TOTALS	\$ 10,989	\$ 990	\$ 100	\$ 1,090	\$ 1,295	-15.83%

NOTE:

a - License effective February 1, 2016.

UR ENTERPRISES, INC.
dba UNITED AUTO RENTAL, INC.
OFF AIRPORT RENTAL CAR LICENSE
MONTH TO MONTH

	MONTHLY GROSS RECEIPTS	MONTHLY REVENUE 9% GROSS	LATE / PENALTY FEES	18-19 MONTHLY REVENUE	17-18 MONTHLY REVENUE	% CHANGE
JULY	\$ 21,895	\$ 1,971	\$ -	\$ 1,971	\$ 1,340	47.09%
AUGUST	18,500	1,665	-	1,665	1,760	-5.40%
SEPTEMBER	5,873	529	-	529	605	-12.56%
OCTOBER	6,754	608	-	608	656	-7.32%
NOVEMBER	10,847	976	-	976	749	30.31%
DECEMBER	9,901	891	-	891	813	9.59%
JANUARY	10,148	913	-	913	694	31.56%
FEBRUARY	7,478	673	-	673	660	1.97%
MARCH	13,193	1,187	-	1,187	720	64.86%
APRIL	10,700	963	-	963	768	25.39%
MAY	6,689	602	-	602	564	6.74%
JUNE	4,599	414	-	414	880	-52.95%
TOTALS	\$ 126,577	\$ 11,392	\$ -	\$ 11,392	\$ 10,209	11.59%

NOTE:

a - License effective January 31, 2013 and expired January 30, 2018.

VAST NATIONAL, INC.
dba DEANZA CAR RENTAL/NU CAR
OFF AIRPORT RENTAL CAR LICENSE

LICENSE TERMINATED 07/22/2017

	MONTHLY GROSS RECEIPTS	MONTHLY REVENUE 9% GROSS	LATE / PENALTY FEES	18-19 MONTHLY REVENUE	17-18 MONTHLY REVENUE	% CHANGE
JULY	\$ -	-	-	\$ -	\$ 506	-100.00%
AUGUST	-	-	-	-	-	N/A
SEPTEMBER	-	-	-	-	-	N/A
OCTOBER	-	-	-	-	225	-100.00%
NOVEMBER	-	-	-	-	-	N/A
DECEMBER	-	-	-	-	-	N/A
JANUARY	-	-	-	-	-	N/A
FEBRUARY	-	-	-	-	-	N/A
MARCH	-	-	-	-	-	N/A
APRIL	-	-	-	-	-	N/A
MAY	-	-	-	-	-	N/A
JUNE (b)	-	-	-	-	-	N/A
TOTALS	\$ -	\$ -	\$ -	\$ -	\$ 731	-100.00%

NOTE:

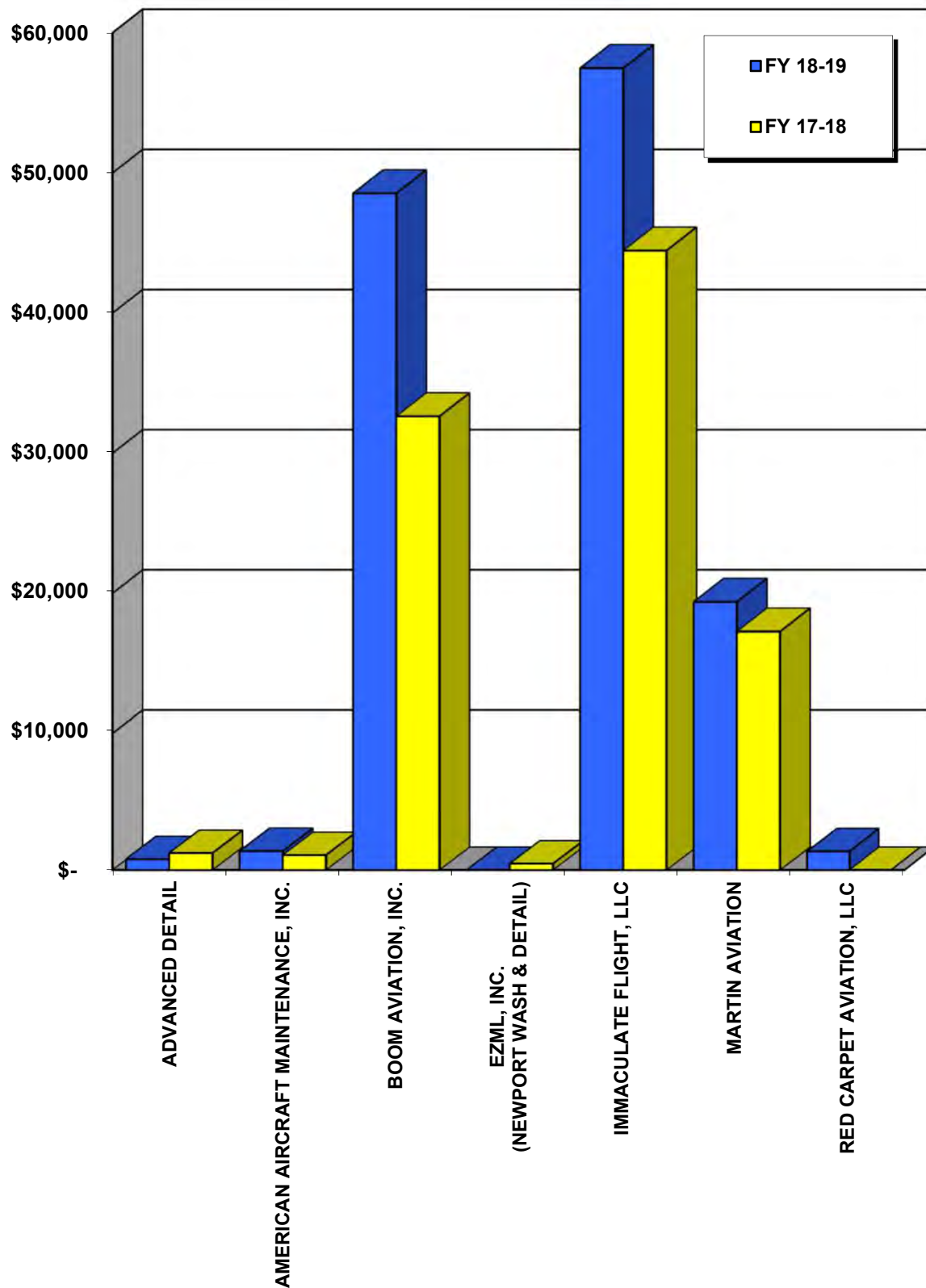
a - License effective April 1, 2016 and terminated July 22, 2017.

WASH AND WAX



WASH AND WAX

WASH AND WAX SUMMARY



WASH & WAX LICENSE SUMMARY FOR FY 2018-19

LICENSEE	LATE / PENALTY		18-19 TOTAL	17-18 TOTAL	% CHANGE
	REVENUE	FEES	REVENUE	REVENUE	
ADVANCED DETAIL	\$ 800	\$ -	\$ 800	\$ 1,245	-35.74%
AMERICAN AIRCRAFT MAINTENANCE, INC.	1,277	116	1,393	1,096	27.10%
BOOM AVIATION, INC.	43,538	5,000	48,538	32,630	48.75%
EZML, INC. (NEWPORT WASH & DETAIL)	-	-	-	467	-100.00%
IMMACULATE FLIGHT, LLC (a)	57,478	-	57,478	44,456	29.29%
MARTIN AVIATION	19,384	-	19,384	17,266	12.27%
RED CARPET AVIATION, LLC	1,156	218	1,374	-	N/A
TOTALS	\$ 123,633	\$ 5,334	\$ 128,967	\$ 97,160	32.74%

NOTE:

a - Includes auditor adjustments to increase revenue reported in the 2017-2018 Revenue Report.

ADVANCED DETAIL
WASH & WAX LICENSE
 UPON WRITTEN NOTICE

	WASH & WAX	REVENUE	LATE /	18-19	17-18	
	GROSS	15% GROSS	PENALTY	QUARTERLY	QUARTERLY	
	RECEIPTS	OR \$200/QTR	FEEs	REVENUE	REVENUE	% CHANGE
JUL-SEP	\$ 565	\$ 200	\$ -	\$ 200	\$ 312	-35.90%
OCT-DEC	625	200	-	200	312	-35.90%
JAN-MAR	750	200	-	200	200	0.00%
APR-JUN	-	200	-	200	421	-52.49%
TOTALS	\$ 1,940	\$ 800	\$ -	\$ 800	\$ 1,245	-35.74%

AMERICAN AIRCRAFT MAINTENANCE, INC.**WASH & WAX LICENSE**

UPON WRITTEN NOTICE

	WASH & WAX GROSS RECEIPTS	REVENUE 15% GROSS OR \$200/QTR	LATE / PENALTY FEES	18-19 QUARTERLY REVENUE	17-18 QUARTERLY REVENUE	% CHANGE
JUL-SEP	\$ 1,675	\$ 251	\$ 116	\$ 367	\$ 284	29.23%
OCT-DEC	1,795	\$ 269	-	269	274	-1.82%
JAN-MAR	3,600	540	-	540	269	100.74%
APR-JUN	1,445	217	-	217	269	-19.33%
TOTALS	\$ 8,515	\$ 1,277	\$ 116	\$ 1,393	\$ 1,096	27.10%

NOTE:

a - License effective July 27, 2017.

BOOM AVIATION, INC.
WASH & WAX LICENSE
 UPON WRITTEN NOTICE

	WASH & WAX	REVENUE	LATE /	18-19	17-18	
	GROSS	15% GROSS	PENALTY	QUARTERLY	QUARTERLY	
	RECEIPTS	OR \$200/QTR	FEES	REVENUE	REVENUE	% CHANGE
JUL-SEP	\$ 51,248	\$ 7,687	\$ -	\$ 7,687	\$ 6,348	21.09%
OCT-DEC	69,557	10,434	5,000	15,434	6,067	154.39%
JAN-MAR	89,539	13,431	-	13,431	9,050	48.41%
APR-JUN	79,907	11,986	-	11,986	11,165	7.35%
TOTALS	\$ 290,251	\$ 43,538	\$ 5,000	\$ 48,538	\$ 32,630	48.75%

NOTE:

a - License effective June 30, 2017.

EZML, INC.
dba NEWPORT WASH & DETAIL
WASH & WAX LICENSE
 LICENSE TERMINATED 07/04/2017

	WASH & WAX	REVENUE	LATE /	18-19	17-18	
	GROSS	15% GROSS	PENALTY	QUARTERLY	QUARTERLY	
	RECEIPTS	OR \$200/QTR	FEES	REVENUE	REVENUE	% CHANGE
JUL-SEP	\$ -	\$ -	\$ -	\$ -	\$ 467	-100.00%
OCT-DEC	-	-	-	-	-	N/A
JAN-MAR	-	-	-	-	-	N/A
APR-JUN	-	-	-	-	-	N/A
TOTALS	\$ -	\$ -	\$ -	\$ -	\$ 467	-100.00%

NOTE:

a - License terminated on July 4, 2017.

IMMACULATE FLIGHT, LLC
WASH & WAX LICENSE
 UPON WRITTEN NOTICE

	WASH & WAX	REVENUE	LATE /	18-19	17-18	
	GROSS	15% GROSS	PENALTY	QUARTERLY	QUARTERLY	
	RECEIPTS	OR \$200/QTR	FEES	REVENUE	REVENUE	% CHANGE
JUL-SEP	\$ 107,567	\$ 16,135	\$ -	\$ 16,135	\$ 11,328	42.43%
OCT-DEC	86,106	12,916	-	12,916	9,175	40.77%
JAN-MAR	104,070	15,611	-	15,611	10,930	42.83%
APR-JUN	85,440	12,816	-	12,816	13,023	-1.59%
TOTALS	\$ 383,183	\$ 57,478	\$ -	\$ 57,478	\$ 44,456	29.29%

NOTE:

a - Includes auditor adjustments to increase revenue reported in the 2017-2018 Revenue Report.

MARTIN AVIATION
WASH & WAX LICENSE
 UPON WRITTEN NOTICE

	WASH & WAX GROSS RECEIPTS	REVENUE 15% GROSS OR \$200/QTR	LATE / PENALTY FEES	18-19 QUARTERLY REVENUE	17-18 QUARTERLY REVENUE	% CHANGE
JUL-SEP	\$ 28,340	\$ 4,251	\$ -	\$ 4,251	\$ 3,269	30.04%
OCT-DEC	36,306	5,446	-	5,446	4,143	31.45%
JAN-MAR	31,030	4,655	-	4,655	4,890	-4.81%
APR-JUN	33,545	5,032	-	5,032	4,964	1.37%
TOTALS	\$ 129,221	\$ 19,384	\$ -	\$ 19,384	\$ 17,266	12.27%

NOTE:

a - License effective June 9, 2017.

RED CARPET AVIATION, LLC**WASH & WAX LICENSE**

UPON WRITTEN NOTICE

	WASH & WAX	REVENUE	LATE /	18-19	17-18	
	GROSS	15% GROSS	PENALTY	QUARTERLY	QUARTERLY	
	RECEIPTS	OR \$200/QTR	FEEs	REVENUE	REVENUE	% CHANGE
JUL-SEP	\$ 1,525	\$ 229	\$ -	\$ 229	\$ -	N/A
OCT-DEC	1,785	268	-	268	-	N/A
JAN-MAR	2,055	308	218	526	-	N/A
APR-JUN	2,340	351	-	351	-	N/A
TOTALS	\$ 7,705	\$ 1,156	\$ 218	\$ 1,374	\$ -	N/A

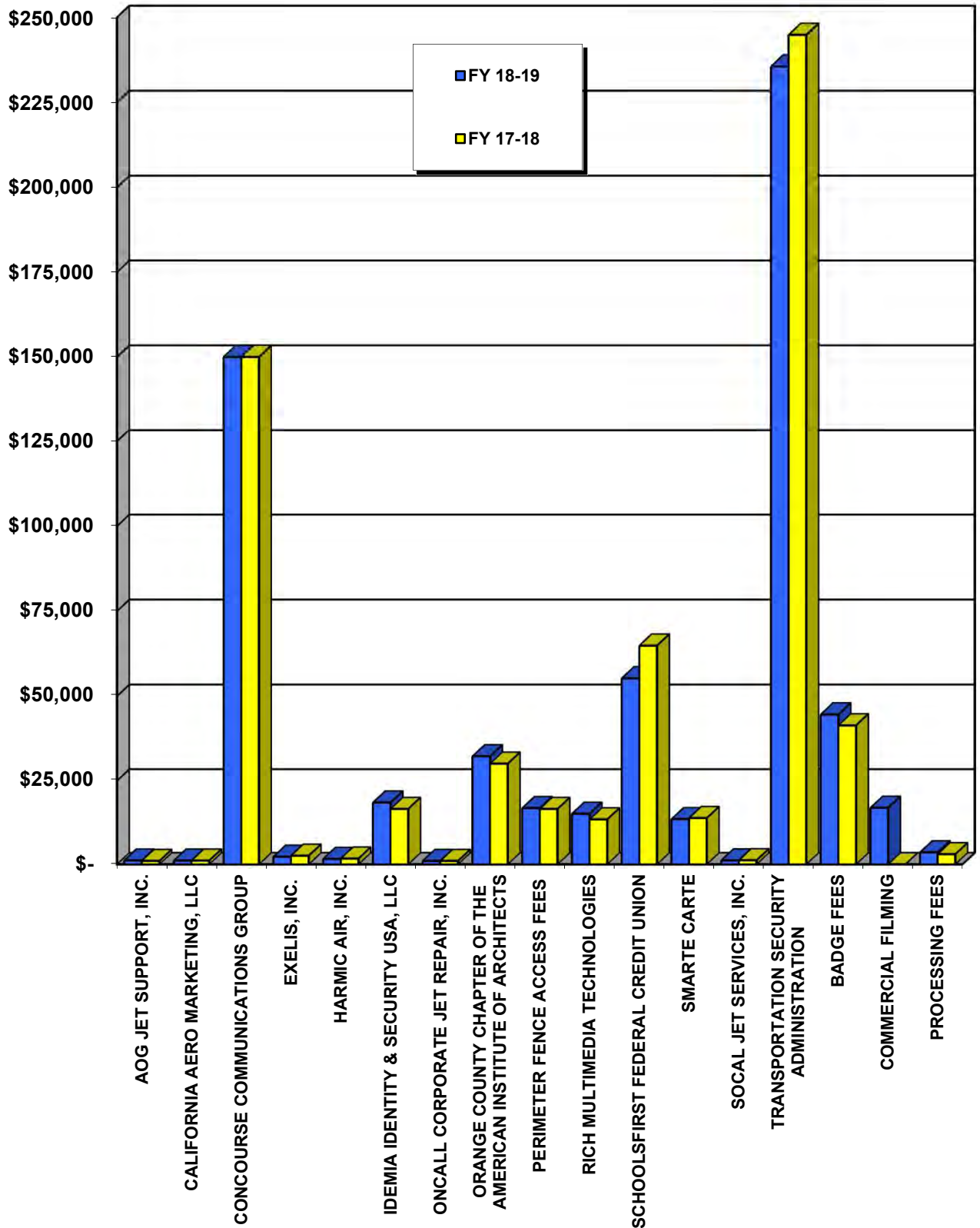
NOTE:

a - License effective July 17, 2018.

MISCELLANEOUS



MISCELLANEOUS SUMMARY



MISCELLANEOUS REVENUE SUMMARY FOR FY 2018-2019

REVENUE TYPE, LESSEE OR LICENSEE	LATE / PENALTY		TOTAL 18-19	TOTAL 17-18	% CHANGE
	REVENUE	FEES	REVENUE	REVENUE	
AOG JET SUPPORT, INC.	\$ 1,000	\$ 134	\$ 1,134	\$ 1,000	13.40%
CALIFORNIA AERO MARKETING, LLC	1,000	119	1,119	1,108	0.99%
CONCOURSE COMMUNICATIONS GROUP	150,000	-	150,000	150,000	0.00%
EXELIS, INC.	2,256	-	2,256	2,565	-12.05%
HARMIC AIR, INC.	1,500	102	1,602	1,704	-5.99%
IDEMIA IDENTITY & SECURITY USA, LLC	18,443	-	18,443	16,564	11.34%
ONCALL CORPORATE JET REPAIR, INC.	1,000	-	1,000	1,000	0.00%
ORANGE COUNTY CHAPTER OF THE AMERICAN INSTITUTE OF ARCHITECTS	32,269	-	32,269	30,063	7.34%
PERIMETER FENCE ACCESS FEES	16,695	104	16,799	16,543	1.55%
RICH MULTIMEDIA TECHNOLOGIES	14,400	706	15,106	13,411	12.64%
SCHOOLSFIRST FEDERAL CREDIT UNION	55,229	-	55,229	64,840	-14.82%
SMARTE CARTE	13,504	-	13,504	13,809	-2.21%
SOCAL JET SERVICES, INC.	1,000	162	1,162	1,188	-2.19%
TRANSPORTATION SECURITY ADMINISTRATION	235,548	-	235,548	244,839	-3.79%
BADGE FEES (a)	44,611	-	44,611	41,401	7.75%
COMMERCIAL FILMING (a)	16,881	-	16,881	-	100.00%
PROCESSING FEES (a),(b)	3,580	-	3,580	3,000	19.33%
TOTALS	\$ 608,916	\$ 1,327	\$ 610,243	\$ 603,035	1.20%

NOTE:

a - Individual schedules not included in this report.

b - Processing Fees are charged for staff time expended on contracts and agreements initiated by tenants and other second parties.

AOG JET SUPPORT, INC.
MECHANIC LICENSE
 UPON WRITTEN NOTICE

	QUARTERLY RENT	LATE / PENALTY FEES	18-19 TOTAL REVENUE	17-18 TOTAL REVENUE	% CHANGE
JUL-SEP	\$ 250	\$ -	\$ 250	\$ 250	0.00%
OCT-DEC	250	-	250	250	0.00%
JAN-MAR	250	134	384	250	53.60%
APR-JUN	250	-	250	250	0.00%
TOTALS	\$ 1,000	\$ 134	\$ 1,134	\$ 1,000	13.40%

CALIFORNIA AERO MARKETING, LLC
MECHANIC LICENSE
 UPON WRITTEN NOTICE

	QUARTERLY RENT	LATE / PENALTY FEES	18-19 TOTAL REVENUE	17-18 TOTAL REVENUE	% CHANGE
JUL-SEP	\$ 250	\$ -	\$ 250	\$ 250	0.00%
OCT-DEC	250	-	250	250	0.00%
JAN-MAR	250	-	250	304	-17.76%
APR-JUN	250	119	369	304	21.38%
TOTALS	\$ 1,000	\$ 119	\$ 1,119	\$ 1,108	0.99%

CONCOURSE COMMUNICATIONS GROUP
WIRELESS PUBLIC INTERNET ACCESS AGREEMENT

AGREEMENT EXPIRES 07/31/2021

	MONTHLY RENT (b)	LATE / PENALTY FEES	18-19 MONTHLY REVENUE	17-18 MONTHLY REVENUE	% CHANGE
JULY	\$ 12,500	\$ -	\$ 12,500	\$ 12,500	0.00%
AUGUST	12,500	-	12,500	12,500	0.00%
SEPTEMBER	12,500	-	12,500	12,500	0.00%
OCTOBER	12,500	-	12,500	12,500	0.00%
NOVEMBER	12,500	-	12,500	12,500	0.00%
DECEMBER	12,500	-	12,500	12,500	0.00%
JANUARY	12,500	-	12,500	12,500	0.00%
FEBRUARY	12,500	-	12,500	12,500	0.00%
MARCH	12,500	-	12,500	12,500	0.00%
APRIL	12,500	-	12,500	12,500	0.00%
MAY	12,500	-	12,500	12,500	0.00%
JUNE	12,500	-	12,500	12,500	0.00%
TOTALS	\$ 150,000	\$ -	\$ 150,000	\$ 150,000	0.00%

NOTE:

a - Agreement effective August 1, 2014.

b - Annual rent is \$150,000; monthly payment of \$12,500.

EXELIS, INC.
GROUND LICENSE
EXPIRES 07/14/2028

	MONTHLY RENT	LATE / PENALTY FEES	18-19 MONTHLY REVENUE	17-18 MONTHLY REVENUE	% CHANGE
JULY	\$ 188	\$ -	\$ 188	\$ 188	0.00%
AUGUST	188	-	188	188	0.00%
SEPTEMBER	188	-	188	188	0.00%
OCTOBER	188	-	188	394	-52.28%
NOVEMBER	188	-	188	291	-35.40%
DECEMBER	188	-	188	188	0.00%
JANUARY	188	-	188	188	0.00%
FEBRUARY	188	-	188	188	0.00%
MARCH	188	-	188	188	0.00%
APRIL	188	-	188	188	0.00%
MAY	188	-	188	188	0.00%
JUNE	188	-	188	188	0.00%
TOTALS	\$ 2,256	\$ -	\$ 2,256	\$ 2,565	-12.05%

HARMIC AIR, INC.
LICENSE AGREEMENT - TIEDOWN RELATED SERVICES
UPON WRITTEN NOTICE

	MONTHLY GROSS RECEIPTS	MINIMUM RENT OR 8% GROSS (a)	LATE / PENALTY FEES	18-19 MONTHLY REVENUE	17-18 MONTHLY REVENUE	% CHANGE
JULY	\$ 1,350	\$ 125	\$ -	\$ 125	\$ 125	0.00%
AUGUST	1,350	125	-	125	125	0.00%
SEPTEMBER	1,350	125	-	125	125	0.00%
OCTOBER	1,350	125	-	125	227	-44.93%
NOVEMBER	1,350	125	102	227	125	81.60%
DECEMBER	1,350	125	-	125	125	0.00%
JANUARY	1,350	125	-	125	125	0.00%
FEBRUARY	1,350	125	-	125	125	0.00%
MARCH	1,350	125	-	125	125	0.00%
APRIL	1,350	125	-	125	125	0.00%
MAY	1,350	125	-	125	227	-44.93%
JUNE	1,350	125	-	125	125	0.00%
TOTALS	\$ 16,200	\$ 1,500	\$ 102	\$ 1,602	\$ 1,704	-5.99%

NOTE:

a - Greater of monthly minimum of \$125 or 8% of monthly gross receipts.

IDEMIA IDENTITY & SECURITY USA, LLC
LICENSE
UPON WRITTEN NOTICE

	MONTHLY RENT (b)	LATE / PENALTY FEES	18-19 MONTHLY REVENUE	17-18 MONTHLY REVENUE	% CHANGE
JULY	\$ 1,527	\$ -	\$ 1,527	\$ 1,367	11.70%
AUGUST	1,527	-	1,527	1,367	11.70%
SEPTEMBER	1,527	-	1,527	1,367	11.70%
OCTOBER	1,527	-	1,527	1,367	11.70%
NOVEMBER	1,527	-	1,527	1,367	11.70%
DECEMBER	1,527	-	1,527	1,367	11.70%
JANUARY	1,527	-	1,527	1,367	11.70%
FEBRUARY	1,527	-	1,527	1,367	11.70%
MARCH	1,527	-	1,527	1,367	11.70%
APRIL	1,527	-	1,527	1,367	11.70%
MAY	1,527	-	1,527	1,367	11.70%
JUNE	1,646	-	1,646	1,527	7.79%
TOTALS	\$ 18,443	\$ -	\$ 18,443	\$ 16,564	11.34%

NOTE:

a - License effective April 10, 2014. Effective January 1, 2018, name changed from MorphoTrust USA, LLC to Idemia Identity & Security USA, LLC.

b - Effective June 2018, monthly rent is \$1,527. Effective June 2019, monthly rent is \$1,646.

ONCALL CORPORATE JET REPAIR, INC.
MECHANIC LICENSE
 UPON WRITTEN NOTICE

	QUARTERLY RENT	LATE / PENALTY FEES	18-19 TOTAL REVENUE	17-18 TOTAL REVENUE	% CHANGE
JUL-SEP	\$ 250	\$ -	\$ 250	\$ 250	0.00%
OCT-DEC	250	-	250	250	0.00%
JAN-MAR	250	-	250	250	0.00%
APR-JUN	250	-	250	250	0.00%
TOTALS	\$ 1,000	\$ -	\$ 1,000	\$ 1,000	0.00%

**ORANGE COUNTY CHAPTER OF THE AMERICAN INSTITUTE OF
ARCHITECTS, A CALIFORNIA CORPORATION**

LEASE EXPIRES 07/14/2027

	MONTHLY RENT (b)	LATE / PENALTY FEES	18-19 MONTHLY REVENUE	17-18 MONTHLY REVENUE	% CHANGE
JULY	\$ 2,646	\$ -	\$ 2,646	\$ 1,295	104.32%
AUGUST	2,693	-	2,693	2,590	3.98%
SEPTEMBER	2,693	-	2,693	2,590	3.98%
OCTOBER	2,693	-	2,693	2,590	3.98%
NOVEMBER	2,693	-	2,693	2,729	-1.32%
DECEMBER	2,693	-	2,693	2,729	-1.32%
JANUARY	2,693	-	2,693	2,590	3.98%
FEBRUARY	2,693	-	2,693	2,590	3.98%
MARCH	2,693	-	2,693	2,590	3.98%
APRIL	2,693	-	2,693	2,590	3.98%
MAY	2,693	-	2,693	2,590	3.98%
JUNE	2,693	-	2,693	2,590	3.98%
TOTALS	\$ 32,269	\$ -	\$ 32,269	\$ 30,063	7.34%

NOTE:

a - Lease effective July 15, 2017.

a - Effective July 15 2018, monthly rent increased from \$2,590 to \$2,693.

VARIOUS (a)

PERIMETER FENCE ACCESS FEES

MONTH TO MONTH

LESSEE	TOTAL		LATE /	18-19	17-18	% CHANGE			
	REVENUE		PENALTY	TOTAL	TOTAL				
			FEES	REVENUE	REVENUE				
Alaska Airlines	\$	3,339	\$	-	\$	3,339	\$	3,223	3.60%
American Airlines		3,339		-		3,339		3,223	3.60%
Delta Airlines		3,339		-		3,339		3,547	-5.86%
Southwest Airlines		3,339		104		3,443		3,327	3.49%
United Airlines		3,339		-		3,339		3,223	3.60%
TOTALS	\$	16,695	\$	104	\$	16,799	\$	16,543	1.55%

NOTE:

a - Effective March 2019, monthly access fee increased from \$274.89 to \$284.88.

RICH MULTIMEDIA TECHNOLOGIES
CONTRACT AGREEMENT - PUBLIC PHONE CONCESSION

AGREEMENT EXPIRES 06/02/2020

	MONTHLY GROSS RECEIPTS	MINIMUM RENT OR 20% GROSS (b)	LATE / PENALTY FEES	18-19 MONTHLY REVENUE	17-18 MONTHLY REVENUE	% CHANGE
JULY	\$ -	\$ 1,200	\$ -	\$ 1,200	\$ 1,168	2.74%
AUGUST	-	1,200	116	1,316	1,045	25.93%
SEPTEMBER	-	1,200	-	1,200	1,045	14.83%
OCTOBER	-	1,200	118	1,318	1,168	12.84%
NOVEMBER	-	1,200	-	1,200	1,045	14.83%
DECEMBER	-	1,200	118	1,318	1,045	26.12%
JANUARY	-	1,200	118	1,318	1,303	1.15%
FEBRUARY	-	1,200	-	1,200	1,045	14.83%
MARCH	-	1,200	236	1,436	1,160	23.79%
APRIL	-	1,200	-	1,200	1,045	14.83%
MAY	-	1,200	-	1,200	1,045	14.83%
JUNE	-	1,200	-	1,200	1,297	-7.48%
TOTALS	\$ -	\$ 14,400	\$ 706	\$ 15,106	\$ 13,411	12.64%

NOTE:

a - Agreement effective June 3, 2015.

b - Effective June 3, 2018, greater of monthly minimum of \$1,200 or 20% of gross receipts.

SCHOOLSFIRST FEDERAL CREDIT UNION
AUTOMATED TELLER MACHINE
MONTH TO MONTH

	TOTAL NUMBER OF TRANSACTIONS	REVENUE TO COUNTY (a)	LATE / PENALTY FEES	18-19 MONTHLY REVENUE	17-18 MONTHLY REVENUE	% CHANGE
JULY	2,217	\$ 5,476	\$ -	\$ 5,476	\$ 5,853	-6.44%
AUGUST	2,150	5,311	-	5,311	6,157	-13.74%
SEPTEMBER	1,907	4,710	-	4,710	5,650	-16.64%
OCTOBER	2,047	5,056	-	5,056	5,605	-9.79%
NOVEMBER	1,835	4,532	-	4,532	5,112	-11.35%
DECEMBER	1,628	4,021	-	4,021	4,770	-15.70%
JANUARY	1,708	4,219	-	4,219	4,897	-13.85%
FEBRUARY	1,685	4,162	-	4,162	4,589	-9.30%
MARCH	1,879	4,641	-	4,641	6,056	-23.37%
APRIL	1,774	4,382	-	4,382	5,330	-17.79%
MAY	1,788	4,416	-	4,416	5,377	-17.87%
JUNE	1,742	4,303	-	4,303	5,444	-20.96%
TOTALS	22,360	\$ 55,229	\$ -	\$ 55,229	\$ 64,840	-14.82%

NOTE:

a - Effective April 2018, fee is \$2.47 per transaction.

SMARTE CARTE
OPERATING AGREEMENT - LUGGAGE CART

AGREEMENT EXPIRES 05/31/2020

	MONTHLY GROSS RECEIPTS	MONTHLY REVENUE % GROSS (b)	LATE / PENALTY FEES	18-19 MONTHLY REVENUE	17-18 MONTHLY REVENUE	% CHANGE
JULY	\$ 20,371	\$ 1,324	\$ -	\$ 1,324	\$ 1,211	9.33%
AUGUST	20,689	1,345	-	1,345	1,302	3.30%
SEPTEMBER	18,746	1,218	-	1,218	1,151	5.82%
OCTOBER	15,742	1,023	-	1,023	1,340	-23.66%
NOVEMBER	14,622	950	-	950	990	-4.04%
DECEMBER	16,616	1,080	-	1,080	1,114	-3.05%
JANUARY	20,179	1,312	-	1,312	1,421	-7.67%
FEBRUARY	16,307	1,060	-	1,060	1,035	2.42%
MARCH	14,355	933	-	933	902	3.44%
APRIL	13,693	890	-	890	1,047	-15.00%
MAY	17,301	1,125	-	1,125	1,007	11.72%
JUNE	19,146	1,244	-	1,244	1,289	-3.49%
TOTALS	\$ 207,767	\$ 13,504	\$ -	\$ 13,504	\$ 13,809	-2.21%

NOTE:

a - Agreement effective June 1, 2015.

b - Operator is required to remit 6.5% of gross receipts.

SOCAL JET SERVICES, INC.
MECHANIC LICENSE
 UPON WRITTEN NOTICE

	QUARTERLY RENT	LATE / PENALTY FEES	18-19 TOTAL REVENUE	17-18 TOTAL REVENUE	% CHANGE
JUL-SEP	\$ 250	\$ 54	\$ 304	\$ 250	21.60%
OCT-DEC	250	54	304	250	21.60%
JAN-MAR	250	-	250	384	-34.90%
APR-JUN	250	54	304	304	0.00%
TOTALS	\$ 1,000	\$ 162	\$ 1,162	\$ 1,188	-2.19%

PM 1121-360-147 (a)
PM 1121-360-0160 (b)

TRANSPORTATION SECURITY ADMINISTRATION

LEASE EXPIRES 09/30/2023

	MONTHLY RENT (c)	LATE / PENALTY FEES	18-19 MONTHLY REVENUE	17-18 MONTHLY REVENUE	% CHANGE
JULY	\$ 20,649	\$ -	\$ 20,649	\$ 19,666	5.00%
AUGUST	20,649	-	20,649	19,666	5.00%
SEPTEMBER	20,649	-	20,649	19,666	5.00%
OCTOBER	19,289	-	19,289	20,649	-6.59%
NOVEMBER	19,289	-	19,289	20,649	-6.59%
DECEMBER	19,289	-	19,289	20,649	-6.59%
JANUARY	19,289	-	19,289	20,649	-6.59%
FEBRUARY	19,289	-	19,289	20,649	-6.59%
MARCH	19,289	-	19,289	20,649	-6.59%
APRIL	19,289	-	19,289	20,649	-6.59%
MAY	19,289	-	19,289	20,649	-6.59%
JUNE	19,289	-	19,289	20,649	-6.59%
TOTALS	\$ 235,548	\$ -	\$ 235,548	\$ 244,839	-3.79%

NOTE:

a - Lease expired September 30, 2018.

b - Lease effective October 1, 2018.

c - Effective October 2018, monthly rent decreased from \$20,649 to \$19,289.

JOHN WAYNE AIRPORT | ADMINISTRATION BUILDING
3160 AIRWAY AVENUE | COSTA MESA, CA 92626-4608

