

JOHN WAYNE AIRPORT

REVENUE REPORT FISCAL YEAR 2017-2018





REPORT OVERVIEW

This report summarizes revenue from John Wayne Airport operations for Fiscal Year (FY) 2017-2018. Revenue from operations for FY 2016-2017 is also included for comparative purposes. Operational revenue consists of revenue from commercial and commuter airlines, all cargo air service, parking, general aviation, concessionaires and rental car agencies. Non-operational revenue such as interest income, grant funding, and passenger facility charges is not included.

Operational revenue for FY 2017-2018 increased 1.06% from the prior year. The change is primarily attributable to an increase in revenue from fixed-base operators, ground transportation, hangars, and rental car, partially offset by a decrease in revenue from parking.

This report was prepared on the accrual basis of accounting, unless otherwise noted. Revenue is recognized when earned. The revenue reported is based on actual revenue earned for the fiscal year, whereas the revenue reported in the audited financial statements includes estimates.

TABLE OF CONTENTS



TABLE OF CONTENTS

	Page Number
1. <i>Airport Revenue Summary</i>	
Summary Graph	1-1
Summary Schedule	1-2
2. <i>Advertising</i>	
Summary Graph	2-1
Summary Schedule	2-2
Intersection Holdings, LLC	2-3
Lamar Airport Advertising Co.	2-4
Security Point Media, LLC	2-5
3. <i>Airline Related Services</i>	
Summary Graph	3-1
Summary Schedule	3-2
ABM Janitorial Services	3-3
Aircraft Service International, Inc.	3-4
Airport Terminal Services	3-5
Baggage Express	3-6
Caldwell Transport Company, LLC	3-7
DAL Global Services, LLC	3-8
G2 Secure Staff	3-9
Hallmark Aviation Services, LP	3-10
Jett Pro Line Maintenance	3-11
Matrix Aviation Services	3-12
SCIS Air Security Corporation	3-13
Sierra Aviation Group	3-14
SNAFuel, Inc.	3-15
Swissport USA, Inc.	3-16
US Aviation Services Corp.	3-17
4. <i>All Cargo Air Service</i>	
Summary Graph	4-1
Summary Schedule	4-2
Federal Express Corporation	4-3
United Parcel Service	4-4
5. <i>Commercial Airlines</i>	
Summary Graph	5-1
Summary Schedule	5-2
Alaska Airlines	5-3
American Airlines	5-4
Compass Airlines	5-5
Delta Airlines	5-6
Frontier Airlines	5-7

Horizon Air Industries	5-8
Skywest Airlines (Commercial)	5-9
Southwest Airlines	5-10
United Airlines	5-11
US Airways	5-12
WestJet	5-13
6. Commuter Airlines	
Summary Graph	6-1
Summary Schedule	6-2
Delux Public Charter, LLC dba JetSuiteX Air	6-3
Skywest Airlines	6-4
7. County Hangars and Tiedowns	
Summary Graph	7-1
Summary Schedule	7-2
8. Fixed-Base Operators (FBO)	
Summary Graph	8-1
Summary Schedule	8-2
Aviation Consultants, Inc. dba ACI Jet	8-3
Jay's Aircraft Maintenance	8-4
Martin Aviation, LP	8-5
Newport FBO Two, LLC dba Atlantic Aviation	8-6
Signature Combs, Inc. dba Signature Flight Support	8-7
9. Food and Beverage	
Summary Graph	9-1
Summary Schedule	9-2
Ana M Rodriguez dba Rodriguez Catering	9-3
Asfour Family Corporation dba Subway	9-4
CKE Restaurants, Inc. dba Carl's Jr.	9-5
Hojeij Branded Foods, LLC	9-6
Host International, Inc.	9-7
McDonald's USA, LLC	9-8
10. Gifts, News, Sundries, and Specialty	
Summary Graph	10-1
Summary Schedule	10-2
Caterina's	10-3
John Wayne NG-AC JV dba Hudson Group	10-4
Paradies - OC, LLC	10-5
XpresSpa John Wayne Airport, LLC	10-6
11. Golf Course	
Summary Graph	11-1

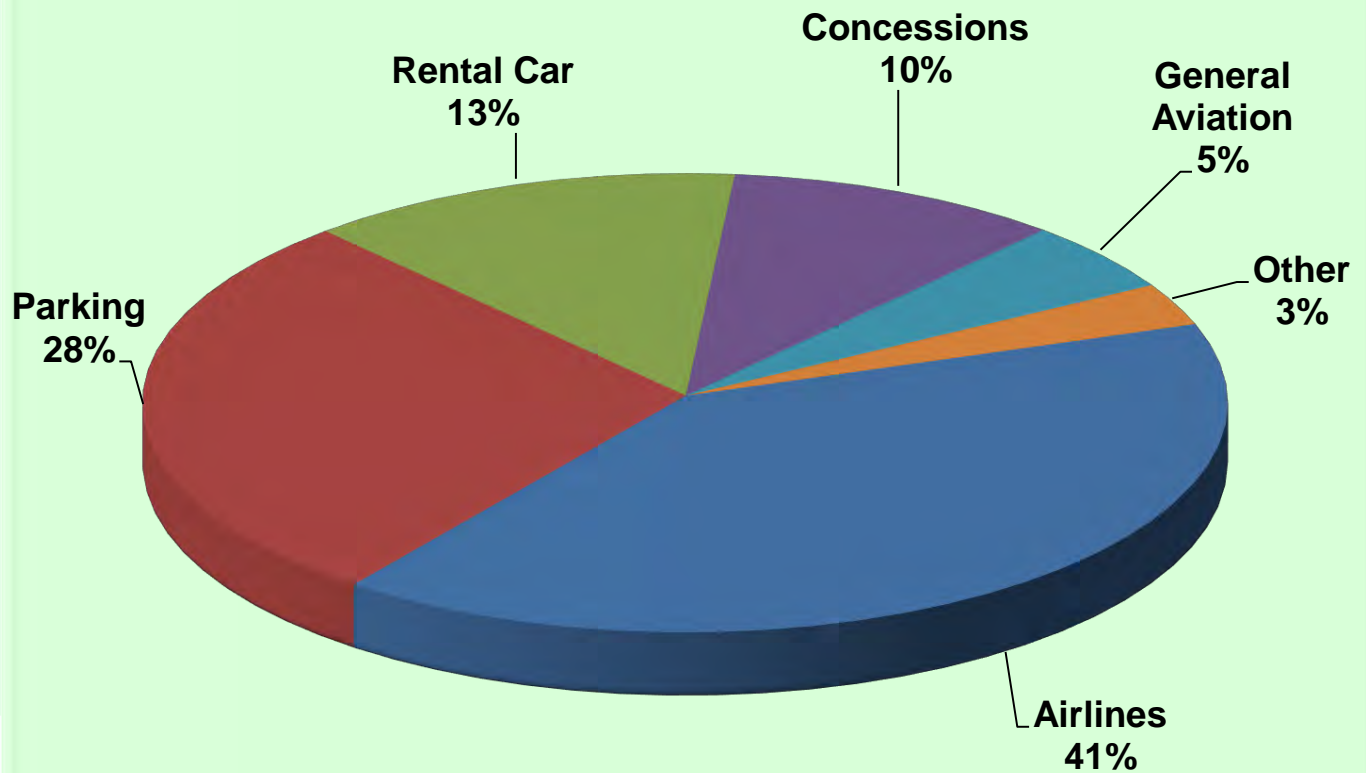
Newport Beach Golf Course, LLC	11-2
12. Ground Transportation	
Summary Graph	12-1
Summary Schedule	12-2
John Wayne Airport Yellow Cab	12-3
Pacific Coast Sightseeing Tours and Charters, Inc. dba Coach USA	12-4
Shuttle/Commercial Vehicle Operators	12-5
Transportation Network Company (TNC) Operators	12-6
13. Hangars	
Summary Graph	13-1
Summary Schedule	13-2
Aviation Consultants, Inc. dba ACI Jet	13-3
Executive Hangars	13-4
McHone South Coast Associates	13-5
Signature Combs, Inc. dba Signature Flight Support	13-6
14. In-Flight Food Service	
Summary Graph	14-1
Sky Chefs, Inc.	14-2
15. Parking	
Summary Graph	15-1
Summary Schedule	15-2
Parking Facilities Operation (LAZ Parking California, LLC)	15-3
Valet Parking (LAZ Parking California, LLC)	15-4
16. Rental Car Concessions	
<i>On-Airport:</i>	
Summary Graph	16-1
Summary Schedule	16-2
Advantage OPCO, LLC dba Advantage Rent A Car	16-3
Avis Rent A Car System, LLC	16-4
Budget Rent A Car System, Inc.	16-5
Enterprise Rent-A-Car Company of Los Angeles, LLC dba Alamo Rent A Car and National Car Rental	16-6
Enterprise Rent-A-Car Company of Los Angeles, LLC dba Enterprise Rent-A-Car	16-7
The Hertz Corporation	16-8
<i>Off-Airport:</i>	
Summary Graph	16-9
Summary Schedule	16-10
3 MP Enterprise, Inc. dba U-Save Car & Truck Rental	16-11
AE Car Rental dba American Eagle Car Rental	16-12

Airport Van Rental, Inc.	16-13
Allied Rent A Car, Inc.	16-14
DTG Operations, Inc. dba Thrifty Car Rental	16-15
Fox Rent-A-Car, Inc.	16-16
Gitibin & Associates, Inc. dba Go Rentals	16-17
Los Angeles Van Rentals, Inc. dba Orange County Van Rental	16-18
OC Pacific Enterprise, Inc. dba Stop Then Go Rent A Car	16-19
Omied Rent A Car Corporation dba AM/PM Rent-A-Car	16-20
Sasha Management, Inc. dba SNA Auto Rental	16-21
Silvercar, Inc.	16-22
Socal Van Rental, Inc. dba United Van Rentals	16-23
UR Enterprises, Inc. dba United Auto Rental, Inc.	16-24
Vast National, Inc. dba Deanza Car Rental/Nu Car	16-25
 17. <i>Wash and Wax</i>	
Summary Graph	17-1
Summary Schedule	17-2
Advanced Detail	17-3
American Aircraft Maintenance, Inc.	17-4
Boom Aviation, Inc.	17-5
EZML, Inc. dba Newport Wash & Detail	17-6
Immaculate Flight, LLC	17-7
Martin Aviation	17-8
 18. <i>Miscellaneous</i>	
Summary Graph	18-1
Summary Schedule	18-2
AOG Jet Support, Inc.	18-3
California Aero Marketing, LLC	18-4
Concourse Communications Group	18-5
Exelis, Inc.	18-6
Harmic Air, Inc.	18-7
Idemia Identity & Security USA, LLC	18-8
Newsrack Licenses	18-9
Oncall Corporate Jet Repair, Inc.	18-10
Orange County Chapter of the American Institute of Architects, A California Corporation	18-11
Perimeter Fence Access Fees	18-12
Rich Multimedia Technologies	18-13
SchoolsFirst Federal Credit Union	18-14
Smarte Carte	18-15
Socal Jet Services, Inc.	18-16
Transportation Security Administration	18-17

AIRPORT REVENUE SUMMARY



FY 2017-2018 Revenue





REVENUE SUMMARY FOR FY 2017-2018

CATEGORY	2017-2018 REVENUE (a)	2016-2017 REVENUE (b)	% CHANGE
ADVERTISING	\$ 1,636,809	\$ 1,796,642	-8.90%
AIRLINE RELATED SERVICES	1,091,861	896,692	21.77%
ALL CARGO AIR SERVICE	837,194	829,654	0.91%
COMMERCIAL AIRLINES	53,415,628	53,441,871	-0.05%
COMMUTER AIRLINES	53,299	83,625	-36.26%
COUNTY HANGARS & TIEDOWNS	634,436	625,558	1.42%
FIXED-BASE OPERATORS	4,984,012	3,706,187	34.48%
FOOD AND BEVERAGE	6,749,276	6,735,747	0.20%
GIFTS, NEWS, SUNDRIES, & SPECIALTY	3,313,690	3,358,565	-1.34%
GOLF COURSE	206,967	216,753	-4.51%
GROUND TRANSPORTATION	3,060,616	2,687,736	13.87%
HANGARS	1,412,990	1,048,583	34.75%
IN-FLIGHT FOOD SERVICE	473,583	481,555	-1.66%
PARKING	36,370,801	37,783,945	-3.74%
RENTAL CAR - ON AIRPORT	16,139,515	15,334,467	5.25%
RENTAL CAR - OFF AIRPORT	611,243	649,088	-5.83%
WASH AND WAX	96,160	66,896	43.75%
MISCELLANEOUS	603,035	572,305	5.37%
TOTALS	\$ 131,691,115	\$ 130,315,869	1.06%

NOTE:

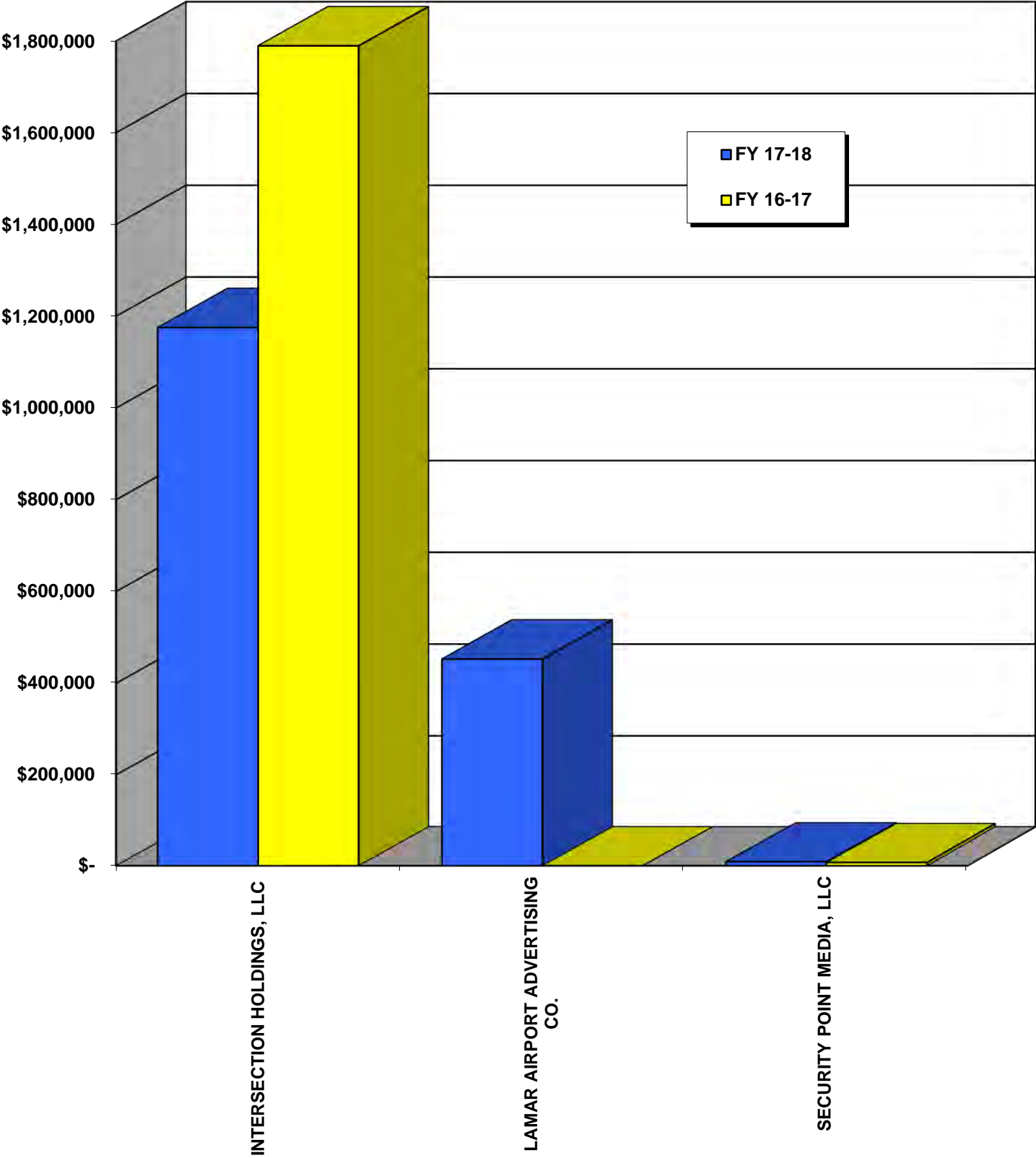
a - The revenue reported is based on actual revenue earned for the fiscal year, whereas the revenue reported in the audited financial statements includes estimates.

b - Includes adjustments to revenues reported in the 2016-2017 Revenue Report. See pages 3-12, 9-5, 16-5, and 17-7 for additional information.

ADVERTISING



ADVERTISING SUMMARY



ADVERTISING SUMMARY FOR FY 2017-2018

LICENSEE/LESSEE	MARKETING		LATE /		17-18	16-17	% CHANGE
	17-18	FUND	PENALTY		TOTAL	TOTAL	
	REVENUE	FEES	FEES		REVENUE	REVENUE	16-17 TO 17-18
INTERSECTION HOLDINGS, LLC	\$ 1,174,121	\$ -	\$ 1,061	\$	1,175,182	\$ 1,789,360	-34.32%
LAMAR AIRPORT ADVERTISING CO.	440,893	10,000	1,850		452,743	-	N/A
SECURITY POINT MEDIA, LLC	8,766	-	118		8,884	7,282	22.00%
TOTALS	\$ 1,623,780	\$ 10,000	\$ 3,029	\$	1,636,809	\$ 1,796,642	-8.90%

INTERSECTION HOLDINGS, LLC

ADVERTISING LEASE

LEASE TERMINATED 02/28/2018

17-18	STATIC GROSS RECEIPTS	DIGITAL GROSS RECEIPTS	TOTAL MONTHLY GROSS RECEIPTS	MINIMUM RENT OR % GROSS (c)	LATE / PENALTY FEES
JULY	\$ 118,045	\$ 49,012	\$ 167,057	\$ 103,686	\$ -
AUGUST	117,241	72,874	190,115	116,287	-
SEPTEMBER	157,774	139,822	297,596	179,455	-
OCTOBER	174,942	200,769	375,711	224,135	-
NOVEMBER	165,183	176,519	341,702	204,454	-
DECEMBER	138,576	119,848	258,424	155,991	-
JANUARY	96,452	42,486	138,938	86,061	-
FEBRUARY	86,745	86,668	173,413	104,052	-
MARCH	-	-	-	-	-
APRIL	-	-	-	-	1,061
MAY	-	-	-	-	-
JUNE	-	-	-	-	-
TOTALS	\$ 1,054,958	\$ 887,998	\$ 1,942,956	\$ 1,174,121	\$ 1,061

17-18	17-18 MONTHLY REVENUE	16-17 MONTHLY REVENUE	% CHANGE 16-17 TO 17-18
JULY	\$ 103,686	\$ 88,307	17.41%
AUGUST	116,287	103,675	12.17%
SEPTEMBER	179,455	199,190	-9.91%
OCTOBER	224,135	207,495	8.02%
NOVEMBER	204,454	174,315	17.29%
DECEMBER	155,991	200,084	-22.04%
JANUARY	86,061	185,189	-53.53%
FEBRUARY	104,052	101,641	2.37%
MARCH	-	140,294	-100.00%
APRIL	1,061	131,484	-99.19%
MAY	-	154,716	-100.00%
JUNE	-	102,970	-100.00%
TOTALS	\$ 1,175,182	\$ 1,789,360	-34.32%

NOTE:

a - Lease was executed on October 16, 2012, and the Date of Beneficial Occupancy was January 14, 2013.

b - Lease terminated February 28, 2018.

c - Effective February 1, 2017, greater of minimum annual guarantee of \$1,432,332 or 65% of static advertising and 55% of digital advertising.

LAMAR AIRPORT ADVERTISING CO.
ADVERTISING LEASE
 LEASE EXPIRES 2/28/2028

17-18	ADVERTISING DISPLAYS GROSS RECEIPTS	MINIMUM RENT OR % GROSS (b)	MARKETING FUND FEES	LATE / PENALTY FEES
JULY	\$ -	\$ -	\$ -	\$ -
AUGUST	-	-	-	-
SEPTEMBER	-	-	-	-
OCTOBER	-	-	-	-
NOVEMBER	-	-	-	-
DECEMBER	-	-	-	-
JANUARY	-	-	-	-
FEBRUARY	-	-	-	-
MARCH	63,624	38,174	10,000	-
APRIL	110,445	66,267	-	1,850
MAY	267,375	160,425	-	-
JUNE	293,379	176,027	-	-
TOTALS	\$ 734,823	\$ 440,893	\$ 10,000	\$ 1,850

17-18	17-18 MONTHLY REVENUE	16-17 MONTHLY REVENUE	% CHANGE 16-17 TO 17-18
JULY	\$ -	\$ -	N/A
AUGUST	-	-	N/A
SEPTEMBER	-	-	N/A
OCTOBER	-	-	N/A
NOVEMBER	-	-	N/A
DECEMBER	-	-	N/A
JANUARY	-	-	N/A
FEBRUARY	-	-	N/A
MARCH	48,174	-	N/A
APRIL	68,117	-	N/A
MAY	160,425	-	N/A
JUNE	176,027	-	N/A
TOTALS	\$ 452,743	\$ -	N/A

NOTE:

a - Lease effective March 1, 2018.

b - Effective March 1, 2018, greater of minimum annual guarantee of \$1,400,000 or 60% of gross receipts.

SECURITY POINT MEDIA, LLC
ADVERTISING LICENSE
UPON WRITTEN NOTICE

17-18	MONTHLY GROSS RECEIPTS	MINIMUM RENT OR 20% GROSS (b)	LATE / PENALTY FEES	17-18 MONTHLY REVENUE	16-17 MONTHLY REVENUE	% CHANGE 16-17 TO 17-18
JULY	\$ -	\$ 500	\$ -	\$ 500	\$ 608	-17.76%
AUGUST	-	500	118	618	500	23.60%
SEPTEMBER	-	500	-	500	500	0.00%
OCTOBER	-	-	-	-	500	-100.00%
NOVEMBER	-	-	-	-	500	-100.00%
DECEMBER	-	-	-	-	500	-100.00%
JANUARY	-	-	-	-	500	-100.00%
FEBRUARY	12,111	2,422	-	2,422	500	384.40%
MARCH	12,111	2,422	-	2,422	500	384.40%
APRIL	12,111	2,422	-	2,422	500	384.40%
MAY	-	-	-	-	1,674	-100.00%
JUNE	-	-	-	-	500	-100.00%
TOTALS	\$ 36,333	\$ 8,766	\$ 118	\$ 8,884	\$ 7,282	22.00%

NOTE:

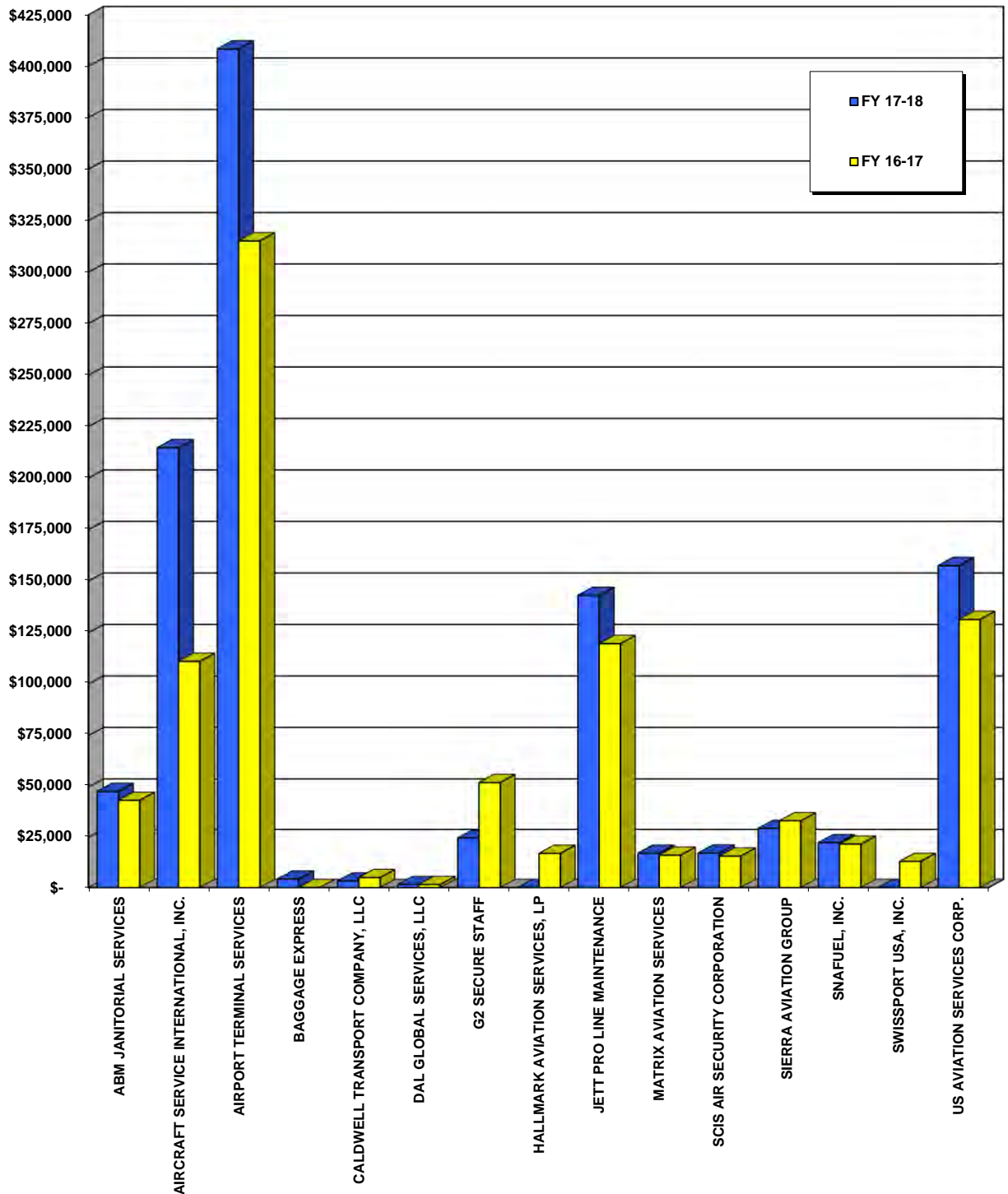
a - Lease effective October 1, 2015.

b - Greater of minimum annual guarantee of \$6,000 or 20% of gross receipts.

AIRLINE RELATED SERVICES



AIRLINE RELATED SERVICES SUMMARY



AIRLINE RELATED SERVICES SUMMARY FOR FY 2017-2018

LICENSEE/LESSEE	17-18 REVENUE	LATE / PENALTY FEES	17-18 TOTAL REVENUE	16-17 TOTAL REVENUE	% CHANGE 16-17 TO 17-18
ABM JANITORIAL SERVICES	\$ 46,607	\$ 1,319	\$ 47,926	\$ 43,531	10.10%
AIRCRAFT SERVICE INTERNATIONAL, INC.	209,240	5,535	214,775	111,055	93.40%
AIRPORT TERMINAL SERVICES	404,282	4,104	408,386	315,185	29.57%
BAGGAGE EXPRESS	4,269	-	4,269	-	N/A
CALDWELL TRANSPORT COMPANY, LLC	3,271	-	3,271	5,016	-34.79%
DAL GLOBAL SERVICES, LLC	1,500	-	1,500	1,500	0.00%
G2 SECURE STAFF	23,030	1,680	24,710	52,228	-52.69%
HALLMARK AVIATION SERVICES, LP	-	-	-	17,088	-100.00%
JETT PRO LINE MAINTENANCE	138,240	4,841	143,081	119,658	19.57%
MATRIX AVIATION SERVICES (a)	15,607	1,577	17,184	16,177	6.22%
SCIS AIR SECURITY CORPORATION	17,263	-	17,263	15,718	9.83%
SIERRA AVIATION GROUP	29,298	236	29,534	33,363	-11.48%
SNAFUEL, INC.	22,134	254	22,388	21,693	3.20%
SWISSPORT USA, INC.	-	-	-	13,076	-100.00%
US AVIATION SERVICES CORP.	155,218	2,356	157,574	131,404	19.92%
TOTALS	\$ 1,069,959	\$ 21,902	\$ 1,091,861	\$ 896,692	21.77%

NOTE:

a - Includes auditor adjustments to decrease revenue reported in the 2016-2017 Revenue Report.

ABM JANITORIAL SERVICES
LICENSE AGREEMENT - AIRLINE RELATED SERVICES
UPON WRITTEN NOTICE

17-18	MONTHLY GROSS RECEIPTS	MINIMUM RENT OR % GROSS (a)	LATE / PENALTY FEES	17-18 MONTHLY REVENUE	16-17 MONTHLY REVENUE	% CHANGE 16-17 TO 17-18
JULY	\$ 27,525	\$ 4,129	\$ -	\$ 4,129	\$ 3,284	25.73%
AUGUST	27,746	4,162	158	4,320	3,420	26.32%
SEPTEMBER	26,862	4,029	162	4,191	3,484	20.29%
OCTOBER	27,414	4,112	162	4,274	3,489	22.50%
NOVEMBER	20,782	3,117	-	3,117	3,340	-6.68%
DECEMBER	21,224	3,184	-	3,184	3,642	-12.58%
JANUARY	25,646	3,847	377	4,224	3,364	25.56%
FEBRUARY	24,352	3,653	-	3,653	3,316	10.16%
MARCH	26,853	4,028	148	4,176	4,221	-1.07%
APRIL	27,058	4,059	312	4,371	3,979	9.85%
MAY	28,185	4,228	-	4,228	4,129	2.40%
JUNE	27,058	4,059	-	4,059	3,863	5.07%
TOTALS	\$ 310,705	\$ 46,607	\$ 1,319	\$ 47,926	\$ 43,531	10.10%

NOTE:

a - Greater of monthly minimum of \$125 or 15% of monthly aircraft interior cleaning services gross receipts.

PM 1121-360-156 (a)

PM 1121-360-144

AIRCRAFT SERVICE INTERNATIONAL, INC.
LICENSE AGREEMENT - AIRLINE RELATED SERVICES
UPON WRITTEN NOTICE

17-18	MONTHLY GROSS RECEIPTS	MINIMUM RENT OR % GROSS (b)	TEMPORARY OFFICE RENT (c)	LATE / PENALTY FEES	17-18 MONTHLY REVENUE	16-17 MONTHLY REVENUE	% CHANGE 16-17 TO 17-18
JULY	\$ 147,535	\$ 14,754	\$ 1,379	\$ -	\$ 16,133	\$ 3,055	428.09%
AUGUST	152,026	15,203	1,379	-	16,582	3,669	351.95%
SEPTEMBER	147,878	14,788	1,379	337	16,504	3,154	423.27%
OCTOBER	153,560	15,356	1,379	625	17,360	3,272	430.56%
NOVEMBER	153,519	15,352	1,379	328	17,059	3,498	387.68%
DECEMBER	155,706	15,571	1,379	1,024	17,974	4,465	302.55%
JANUARY	146,214	14,621	1,379	330	16,330	8,111	101.33%
FEBRUARY	155,871	15,587	1,379	424	17,390	14,673	18.52%
MARCH	172,370	17,237	1,379	334	18,950	16,394	15.59%
APRIL	173,998	17,400	1,379	1,046	19,825	16,300	21.63%
MAY	178,132	17,813	1,541	359	19,713	17,276	14.11%
JUNE	186,859	18,686	1,541	728	20,955	17,188	21.92%
TOTALS	\$ 1,923,668	\$ 192,368	\$ 16,872	\$ 5,535	\$ 214,775	\$ 111,055	93.40%

NOTE:

a - Lease effective January 18, 2017.

b - Greater of monthly minimum of \$125 or 15% of monthly aircraft interior cleaning services gross receipts and 10% of monthly ramp services gross receipts.

c - Temporary office monthly rent at \$1,379 from May 2017, and \$1,541 from May 2018.

PM 1121-360-45
PM 1121-360-117

AIRPORT TERMINAL SERVICES
LICENSE AGREEMENT - AIRLINE RELATED SERVICES
UPON WRITTEN NOTICE

17-18	MONTHLY GROSS RECEIPTS	MINIMUM RENT OR % GROSS (a)	TEMPORARY OFFICE RENT (b)	LATE / PENALTY FEES	17-18 MONTHLY REVENUE	16-17 MONTHLY REVENUE	% CHANGE 16-17 TO 17-18
JULY	\$ 318,744	\$ 31,874	\$ 767	\$ 535	\$ 33,176	\$ 24,322	36.40%
AUGUST	332,432	33,243	767	-	34,010	25,920	31.21%
SEPTEMBER	319,481	31,948	767	-	32,715	22,891	42.92%
OCTOBER	325,720	32,572	767	-	33,339	26,348	26.53%
NOVEMBER	316,182	31,618	767	-	32,385	22,897	41.44%
DECEMBER	330,964	33,096	767	-	33,863	23,778	42.41%
JANUARY	341,188	34,119	767	574	35,460	24,300	45.93%
FEBRUARY	312,864	31,286	767	596	32,649	24,643	32.49%
MARCH	344,629	34,463	767	-	35,230	29,936	17.68%
APRIL	333,724	33,372	767	1,181	35,320	28,954	21.99%
MAY	334,868	33,487	857	1,218	35,562	30,310	17.33%
JUNE	338,195	33,820	857	-	34,677	30,886	12.27%
TOTALS	\$ 3,948,991	\$ 394,898	\$ 9,384	\$ 4,104	\$ 408,386	\$ 315,185	29.57%

NOTE:

a - Greater of monthly minimum of \$125 or 10% of monthly ramp services gross receipts.

b - Temporary office monthly rent at \$767 from May 2017, and \$857 from May 2018.

BAGGAGE EXPRESS
LICENSE AGREEMENT - AIRLINE RELATED SERVICES
UPON WRITTEN NOTICE

17-18	MONTHLY		MINIMUM		LATE /		17-18		16-17		% CHANGE	
	GROSS		RENT OR		PENALTY		MONTHLY		MONTHLY		16-17 TO	
	RECEIPTS		% GROSS (b)		FEES		REVENUE		REVENUE		17-18	
JULY	\$	-	\$	-	\$	-	\$	-	\$	-		N/A
AUGUST		-		-		-		-		-		N/A
SEPTEMBER		-		-		-		-		-		N/A
OCTOBER		-		-		-		-		-		N/A
NOVEMBER		-		-		-		-		-		N/A
DECEMBER		-		-		-		-		-		N/A
JANUARY		-		-		-		-		-		N/A
FEBRUARY		-		-		-		-		-		N/A
MARCH		-		-		-		-		-		N/A
APRIL		-		-		-		-		-		N/A
MAY		17,284		1,728		-		1,728		-		N/A
JUNE		25,412		2,541		-		2,541		-		N/A
TOTALS	\$	42,696	\$	4,269	\$	-	\$	4,269	\$	-		N/A

NOTE:

a - License effective May 1, 2018.

b - Greater of monthly minimum of \$125 or 10% of monthly ground services gross receipts.

CALDWELL TRANSPORT COMPANY, LLC
LICENSE AGREEMENT - AIRLINE RELATED SERVICES
LICENSE TERMINATED 02/15/2018

17-18			LATE /		17-18		16-17		% CHANGE	
	MONTHLY		PENALTY		MONTHLY		MONTHLY		16-17 TO	
	RENT (a)		FEES		REVENUE		REVENUE		17-18	
JULY	\$ 434	\$	-	\$	434	\$	410		5.85%	
AUGUST	434		-		434		410		5.85%	
SEPTEMBER	434		-		434		410		5.85%	
OCTOBER	434		-		434		410		5.85%	
NOVEMBER	434		-		434		410		5.85%	
DECEMBER	434		-		434		410		5.85%	
JANUARY	434		-		434		410		5.85%	
FEBRUARY	233		-		233		410		-43.17%	
MARCH	-		-		-		434		-100.00%	
APRIL	-		-		-		434		-100.00%	
MAY	-		-		-		434		-100.00%	
JUNE	-		-		-		434		-100.00%	
TOTALS	\$ 3,271	\$	-	\$	3,271	\$	5,016		-34.79%	

NOTE:

a - Monthly rent at \$434 from March 2017.

b - License terminated February 15, 2018.

DAL GLOBAL SERVICES, LLC
LICENSE AGREEMENT - AIRLINE RELATED SERVICES
UPON WRITTEN NOTICE

17-18	MONTHLY GROSS RECEIPTS (b)	MINIMUM RENT OR % GROSS (a)	LATE / PENALTY FEES	17-18 MONTHLY REVENUE	16-17 MONTHLY REVENUE	% CHANGE 16-17 TO 17-18
JULY	\$ -	\$ 125	\$ -	\$ 125	\$ 125	0.00%
AUGUST	-	125	-	125	125	0.00%
SEPTEMBER	-	125	-	125	125	0.00%
OCTOBER	-	125	-	125	125	0.00%
NOVEMBER	-	125	-	125	125	0.00%
DECEMBER	-	125	-	125	125	0.00%
JANUARY	-	125	-	125	125	0.00%
FEBRUARY	-	125	-	125	125	0.00%
MARCH	-	125	-	125	125	0.00%
APRIL	-	125	-	125	125	0.00%
MAY	-	125	-	125	125	0.00%
JUNE	-	125	-	125	125	0.00%
TOTALS	\$ -	\$ 1,500	\$ -	\$ 1,500	\$ 1,500	0.00%

NOTE:

a - Greater of monthly minimum of \$125 or 10% of monthly ramp services gross receipts.

b - Beginning August 2014, DAL Global Services is only servicing Delta Airlines and, as a wholly owned subsidiary of Delta Airlines, does not report this revenue to JWA.

G2 SECURE STAFF
LICENSE AGREEMENT - AIRLINE RELATED SERVICES
UPON WRITTEN NOTICE

17-18	MONTHLY GROSS RECEIPTS	MINIMUM RENT OR % GROSS (a)	LATE / PENALTY FEES	17-18 MONTHLY REVENUE	16-17 MONTHLY REVENUE	% CHANGE 16-17 TO 17-18
JULY	\$ 14,003	\$ 2,100	\$ -	\$ 2,100	\$ 5,333	-60.62%
AUGUST	13,551	2,033	131	2,164	5,443	-60.24%
SEPTEMBER	13,158	1,974	262	2,236	5,532	-59.58%
OCTOBER	13,944	2,092	130	2,222	5,669	-60.80%
NOVEMBER	13,296	1,994	130	2,124	5,522	-61.54%
DECEMBER	14,003	2,100	131	2,231	5,515	-59.55%
JANUARY	11,229	1,684	130	1,814	4,095	-55.70%
FEBRUARY	9,826	1,474	-	1,474	3,341	-55.88%
MARCH	13,507	2,026	257	2,283	3,909	-41.60%
APRIL	12,066	1,810	122	1,932	3,538	-45.39%
MAY	12,680	1,902	258	2,160	2,074	4.15%
JUNE	12,271	1,841	129	1,970	2,257	-12.72%
TOTALS	\$ 153,534	\$ 23,030	\$ 1,680	\$ 24,710	\$ 52,228	-52.69%

NOTE:

a - Greater of monthly minimum of \$125 or 15% of monthly aircraft interior cleaning services gross receipts.

HALLMARK AVIATION SERVICES, LP
LICENSE AGREEMENT - AIRLINE RELATED SERVICES

LICENSE TERMINATED 09/15/2017

17-18	MONTHLY GROSS RECEIPTS	MINIMUM RENT OR % GROSS (b)	LATE / PENALTY FEES	17-18 MONTHLY REVENUE	16-17 MONTHLY REVENUE (c)	% CHANGE 16-17 TO 17-18
JULY	\$ -	\$ -	\$ -	\$ -	\$ 2,051	-100.00%
AUGUST	-	-	-	-	2,049	-100.00%
SEPTEMBER	-	-	-	-	2,340	-100.00%
OCTOBER	-	-	-	-	1,992	-100.00%
NOVEMBER	-	-	-	-	1,922	-100.00%
DECEMBER	-	-	-	-	2,565	-100.00%
JANUARY	-	-	-	-	1,966	-100.00%
FEBRUARY	-	-	-	-	1,115	-100.00%
MARCH	-	-	-	-	547	-100.00%
APRIL	-	-	-	-	541	-100.00%
MAY	-	-	-	-	-	N/A
JUNE	-	-	-	-	-	N/A
TOTALS	\$ -	\$ -	\$ -	\$ -	\$ 17,088	-100.00%

NOTE:

a - License effective June 1, 2013 and officially terminated September 15, 2017.

b - Greater of monthly minimum of \$125 or 10% of monthly ramp services gross receipts.

c - Licensee ceased operations for one of the major carriers since February 10, 2017.

JETT PRO LINE MAINTENANCE
LICENSE AGREEMENT - AIRLINE RELATED SERVICES
UPON WRITTEN NOTICE

17-18	MONTHLY GROSS RECEIPTS	MINIMUM RENT OR % GROSS (a)	TEMPORARY OFFICE RENT (b)	LATE / PENALTY FEES	17-18 MONTHLY REVENUE	16-17 MONTHLY REVENUE	% CHANGE 16-17 TO 17-18
JULY	\$ 95,348	\$ 9,535	\$ 1,140	\$ 251	\$ 10,926	\$ 9,033	20.96%
AUGUST	118,795	11,880	1,140	-	13,020	9,499	37.07%
SEPTEMBER	101,652	10,165	1,140	243	11,548	8,075	43.01%
OCTOBER	87,841	8,784	1,140	234	10,158	8,446	20.27%
NOVEMBER	102,896	10,290	1,140	-	11,430	7,419	54.06%
DECEMBER	102,593	10,259	1,140	370	11,769	7,595	54.96%
JANUARY	104,353	10,435	1,140	232	11,807	11,320	4.30%
FEBRUARY	96,917	9,692	1,140	134	10,966	11,218	-2.25%
MARCH	123,532	12,353	1,237	1,222	14,812	12,442	19.05%
APRIL	87,122	8,712	1,237	-	9,949	12,041	-17.37%
MAY	113,386	11,339	1,237	1,335	13,911	10,679	30.27%
JUNE	107,276	10,728	1,237	820	12,785	11,891	7.52%
TOTALS	\$ 1,241,711	\$ 124,172	\$ 14,068	\$ 4,841	\$ 143,081	\$ 119,658	19.57%

NOTE:

a - Greater of monthly minimum of \$125 or 10% of monthly ramp services gross receipts.

b - Monthly rent at \$1,140 from March 2017, and \$1,237 from March 2018.

MATRIX AVIATION SERVICES
LICENSE AGREEMENT - AIRLINE RELATED SERVICES
 UPON WRITTEN NOTICE

17-18	MONTHLY GROSS RECEIPTS	MINIMUM RENT OR % GROSS (a)	LATE / PENALTY FEES	17-18 MONTHLY REVENUE	16-17 MONTHLY REVENUE (b)	% CHANGE 16-17 TO 17-18
JULY	\$ 13,388	\$ 1,339	\$ -	\$ 1,339	\$ 1,626	-17.65%
AUGUST	13,388	1,339	122	1,461	1,382	5.72%
SEPTEMBER	12,905	1,291	245	1,536	1,449	6.00%
OCTOBER	13,617	1,362	122	1,484	1,312	13.11%
NOVEMBER	10,717	1,072	-	1,072	1,217	-11.91%
DECEMBER	12,908	1,291	245	1,536	1,330	15.49%
JANUARY	14,004	1,400	-	1,400	1,282	9.20%
FEBRUARY	10,688	1,069	118	1,187	1,298	-8.55%
MARCH	11,741	1,174	245	1,419	1,265	12.17%
APRIL	12,567	1,257	118	1,375	1,217	12.98%
MAY	15,262	1,526	120	1,646	1,324	24.32%
JUNE	14,867	1,487	242	1,729	1,475	17.22%
TOTALS	\$ 156,052	\$ 15,607	\$ 1,577	\$ 17,184	\$ 16,177	6.22%

NOTE:

a - Greater of monthly minimum of \$125 or 10% of monthly ramp services gross receipts.

b - Includes auditor adjustments to decrease revenue reported in the 2016-2017 Revenue Report.

SCIS AIR SECURITY CORPORATION
LICENSE AGREEMENT - AIRLINE RELATED SERVICES
UPON WRITTEN NOTICE

17-18	MONTHLY GROSS RECEIPTS	MINIMUM RENT OR % GROSS (a)	LATE / PENALTY FEES	17-18 MONTHLY REVENUE	16-17 MONTHLY REVENUE	% CHANGE 16-17 TO 17-18
JULY	\$ 23,686	\$ 1,421	\$ -	\$ 1,421	\$ 1,397	1.72%
AUGUST	23,865	1,432	-	1,432	1,377	3.99%
SEPTEMBER	23,269	1,396	-	1,396	1,177	18.61%
OCTOBER	24,220	1,453	-	1,453	1,370	6.06%
NOVEMBER	23,356	1,401	-	1,401	1,242	12.80%
DECEMBER	24,506	1,470	-	1,470	1,286	14.31%
JANUARY	24,282	1,457	-	1,457	1,298	12.25%
FEBRUARY	21,312	1,279	-	1,279	1,088	17.56%
MARCH	21,409	1,285	-	1,285	1,423	-9.70%
APRIL	21,513	1,291	-	1,291	1,288	0.23%
MAY	23,699	1,422	-	1,422	1,378	3.19%
JUNE	32,601	1,956	-	1,956	1,394	40.32%
TOTALS	\$ 287,718	\$ 17,263	\$ -	\$ 17,263	\$ 15,718	9.83%

NOTE:

a - Greater of monthly minimum of \$125 or 6% of monthly in-flight food delivery security services gross receipts.

PM 1121-360-122

PM 1121-360-141

SIERRA AVIATION GROUP
LICENSE AGREEMENT - AIRLINE RELATED SERVICES
UPON WRITTEN NOTICE

17-18	MONTHLY GROSS RECEIPTS	MINIMUM RENT OR % GROSS (a)	SPACE RENT (b)	LATE / PENALTY FEES	17-18 MONTHLY REVENUE	16-17 MONTHLY REVENUE	% CHANGE 16-17 TO 17-18
JULY	\$ 16,080	\$ 1,608	\$ 816	\$ -	\$ 2,424	\$ 3,451	-29.76%
AUGUST	16,158	1,616	816	112	2,544	3,450	-26.26%
SEPTEMBER	16,158	1,616	816	-	2,432	2,992	-18.72%
OCTOBER	16,443	1,644	816	-	2,460	3,034	-18.92%
NOVEMBER	15,806	1,581	816	124	2,521	2,992	-15.74%
DECEMBER	16,450	1,645	816	-	2,461	2,923	-15.81%
JANUARY	16,616	1,662	816	-	2,478	2,483	-0.20%
FEBRUARY	14,839	1,484	774	-	2,258	2,323	-2.80%
MARCH	16,080	1,608	844	-	2,452	2,468	-0.65%
APRIL	15,669	1,567	844	-	2,411	2,419	-0.33%
MAY	16,346	1,635	943	-	2,578	2,449	5.27%
JUNE	15,722	1,572	943	-	2,515	2,379	5.72%
TOTALS	\$ 192,367	\$ 19,238	\$ 10,060	\$ 236	\$ 29,534	\$ 33,363	-11.48%

NOTE:

a - Greater of monthly minimum of \$125 or 10% of monthly ramp services gross receipts.

b - Monthly rent at \$816 from May 2017, \$844 from February 16, 2018, and \$943 from May 2018.

SNAFUEL, INC.
HYDRANT FUELING FACILITIES LEASE
LEASE EXPIRES 12/31/2030

17-18	MONTHLY RENT (a)	LATE / PENALTY FEES	17-18 MONTHLY REVENUE	16-17 MONTHLY REVENUE	% CHANGE 16-17 TO 17-18
JULY	\$ 1,816	\$ -	\$ 1,816	\$ 1,783	1.85%
AUGUST	1,816	-	1,816	1,783	1.85%
SEPTEMBER	1,816	-	1,816	1,783	1.85%
OCTOBER	1,854	-	1,854	1,816	2.09%
NOVEMBER	1,854	-	1,854	1,816	2.09%
DECEMBER	1,854	-	1,854	1,816	2.09%
JANUARY	1,854	-	1,854	1,816	2.09%
FEBRUARY	1,854	254	2,108	1,816	16.08%
MARCH	1,854	-	1,854	1,816	2.09%
APRIL	1,854	-	1,854	1,816	2.09%
MAY	1,854	-	1,854	1,816	2.09%
JUNE	1,854	-	1,854	1,816	2.09%
TOTALS	\$ 22,134	\$ 254	\$ 22,388	\$ 21,693	3.20%

NOTE:

a - Monthly rent at \$1,816 from October 2016, and \$1,854 from October 2017.

SWISSPORT USA, INC.
LICENSE AGREEMENT - AIRLINE RELATED SERVICES
LICENSE TERMINATED 09/15/2017

17-18	RAMP SERVICES GROSS	MINIMUM RENT OR % GROSS (b)	LATE / PENALTY FEES	17-18 MONTHLY REVENUE	16-17 MONTHLY REVENUE (c)	% CHANGE 16-17 TO 17-18
JULY	\$ -	\$ -	\$ -	\$ -	\$ 1,777	-100.00%
AUGUST	-	-	-	-	1,801	-100.00%
SEPTEMBER	-	-	-	-	1,744	-100.00%
OCTOBER	-	-	-	-	1,742	-100.00%
NOVEMBER	-	-	-	-	1,626	-100.00%
DECEMBER	-	-	-	-	1,935	-100.00%
JANUARY	-	-	-	-	1,832	-100.00%
FEBRUARY	-	-	-	-	511	-100.00%
MARCH	-	-	-	-	-	N/A
APRIL	-	-	-	-	108	-100.00%
MAY	-	-	-	-	-	N/A
JUNE	-	-	-	-	-	N/A
TOTALS	\$ -	\$ -	\$ -	\$ -	\$ 13,076	-100.00%

NOTE:

a - License effective June 1, 2013 and officially terminated September 15, 2017.

b - Greater of monthly minimum of \$125 or 15% of monthly aircraft interior cleaning services and 10% of monthly ramp services gross receipts.

c - Licensee ceased operations for one of the major carriers since February 10, 2017.

US AVIATION SERVICES CORP.
LICENSE AGREEMENT - AIRLINE RELATED SERVICES
UPON WRITTEN NOTICE

17-18	MONTHLY GROSS RECEIPTS	MINIMUM RENT OR % GROSS (a)	LATE / PENALTY FEES	17-18 MONTHLY REVENUE	16-17 MONTHLY REVENUE	% CHANGE 16-17 TO 17-18
JULY	\$ 76,266	\$ 11,440	\$ 280	\$ 11,720	\$ 11,237	4.30%
AUGUST	80,629	12,094	270	12,364	11,122	11.17%
SEPTEMBER	77,075	11,561	-	11,561	10,641	8.65%
OCTOBER	89,692	13,454	281	13,735	10,687	28.52%
NOVEMBER	110,848	16,627	273	16,900	9,309	81.54%
DECEMBER	91,358	13,704	-	13,704	11,917	15.00%
JANUARY	94,028	14,104	349	14,453	11,344	27.41%
FEBRUARY	80,234	12,035	-	12,035	10,124	18.88%
MARCH	83,945	12,592	617	13,209	11,446	15.40%
APRIL	82,812	12,422	-	12,422	10,291	20.71%
MAY	86,738	13,011	286	13,297	11,980	10.99%
JUNE	81,162	12,174	-	12,174	11,306	7.68%
TOTALS	\$ 1,034,787	\$ 155,218	\$ 2,356	\$ 157,574	\$ 131,404	19.92%

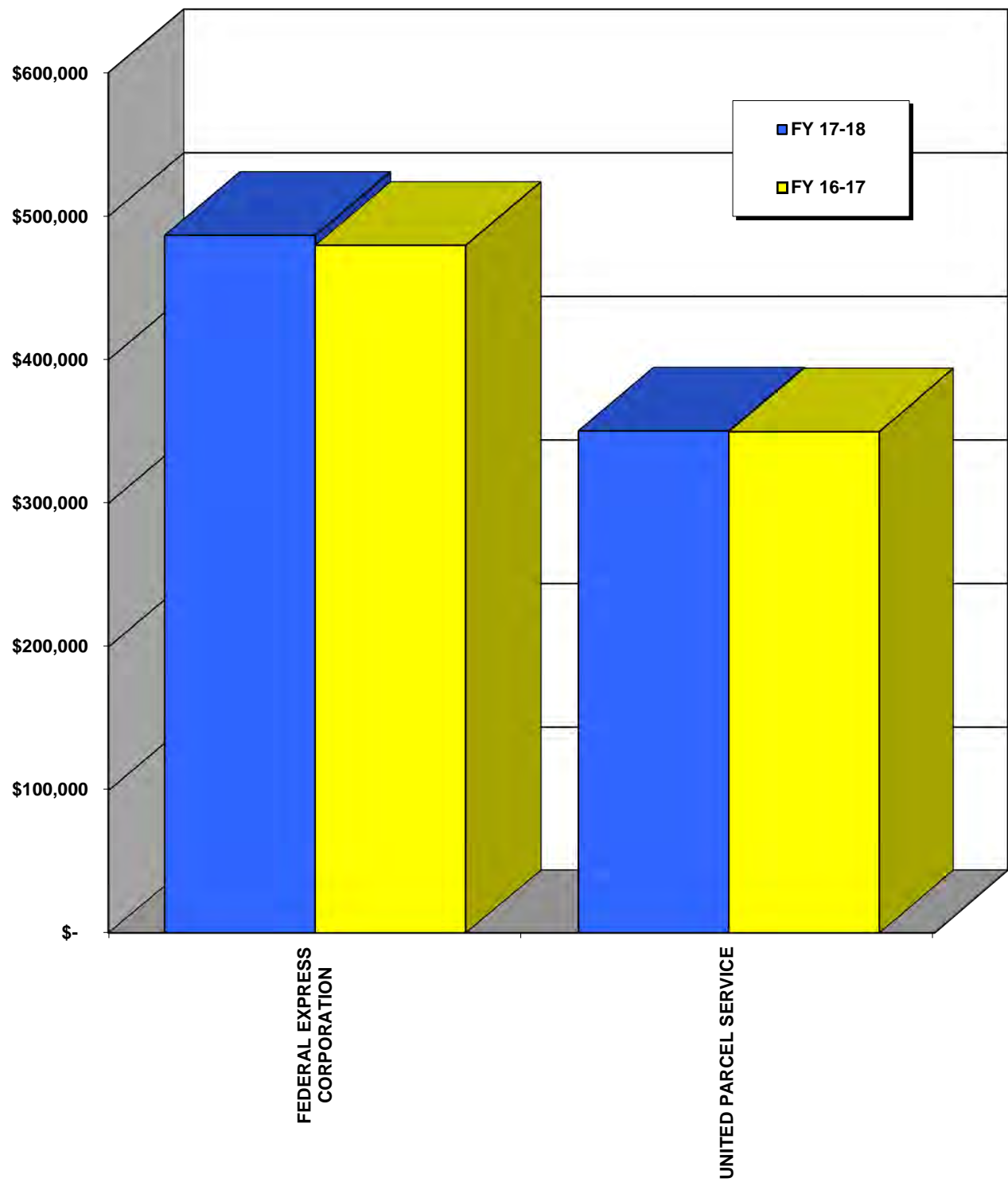
NOTE:

a - Greater of monthly minimum of \$125 or 15% of monthly aircraft interior cleaning services gross receipts.

ALL CARGO AIR SERVICE



ALL CARGO AIR SERVICE SUMMARY



ALL CARGO AIR SERVICE SUMMARY FOR FY 2017-2018

LESSEE	SPACE RENT	NUMBER OF LANDINGS	LANDING FEES (a)	DAYS USE OF CARGO RAMP OPERATING AREA	CARGO RAMP OPERATING AREA FEES (b)
FEDERAL EXPRESS CORPORATION	\$ 241,886	254	\$ 197,135	254	\$ 42,379
UNITED PARCEL SERVICE	195,546	207	116,059	207	34,548
TOTALS	\$ 437,432	461	\$ 313,194	461	\$ 76,927

LESSEE	OPERATIONS FEES (c)	LATE / PENALTY FEES	17-18 TOTAL REVENUE	16-17 TOTAL REVENUE	% CHANGE 16-17 TO 17-18
FEDERAL EXPRESS CORPORATION	\$ 5,311	\$ -	\$ 486,711	\$ 479,755	1.45%
UNITED PARCEL SERVICE	4,330	-	350,483	349,899	0.17%
TOTALS	\$ 9,641	\$ -	\$ 837,194	\$ 829,654	0.91%

LESSEE	FLIGHTS		AIR FREIGHT (TONS)	
	DEPARTURES	ARRIVALS	ENPLANED	DEPLANED
FEDERAL EXPRESS CORPORATION	254	254	8,172.41	977.75
UNITED PARCEL SERVICE	207	207	4,195.36	3,638.14
TOTALS	461	461	12,367.77	4,615.89

NOTE:

a - Landing fee rate per 1,000 pounds at \$2.30 from May 2017, \$2.68 from November 2017, and \$2.47 from May 2018.

b - Cargo Ramp Operating Area fee rate per night at \$161.94 from May 2017, \$171.60 from November 2017, and \$162.58 from May 2018.

c - Operations fee rate per departure at \$20.51 from May 2017, \$21.40 from November 2017, and \$20.28 from May 2018.

FEDERAL EXPRESS CORPORATION
ALL CARGO AIR SERVICE LEASE

LEASE EXPIRES 12/31/2020

17-18	17-18				
	SPACE RENT	NUMBER OF LANDINGS	LANDING FEES (b)	DAYS USE OF CARGO RAMP OPERATING AREA	CARGO RAMP OPERATING AREA FEES (c)
JULY	\$ 18,263	20	\$ 14,175	20	\$ 3,239
AUGUST	18,263	23	16,224	23	3,725
SEPTEMBER	18,263	20	14,196	20	3,239
OCTOBER	18,263	22	15,615	22	3,563
NOVEMBER	21,674	21	17,368	21	3,604
DECEMBER	21,674	20	16,529	20	3,432
JANUARY	21,674	22	18,183	22	3,775
FEBRUARY	21,674	20	16,529	20	3,432
MARCH	21,674	22	18,195	22	3,775
APRIL	21,674	21	17,356	21	3,604
MAY	19,395	22	16,758	22	3,577
JUNE	19,395	21	16,007	21	3,414
TOTALS	\$ 241,886	254	\$ 197,135	254	\$ 42,379

17-18	17-18				
	OPERATIONS FEES (d)	LATE / PENALTY FEES	17-18 MONTHLY REVENUE	16-17 MONTHLY REVENUE	% CHANGE 16-17 TO 17-18
JULY	\$ 410	\$ -	\$ 36,087	\$ 39,759	-9.24%
AUGUST	472	-	38,684	42,703	-9.41%
SEPTEMBER	410	-	36,108	40,738	-11.37%
OCTOBER	451	-	37,892	40,749	-7.01%
NOVEMBER	449	-	43,095	40,167	7.29%
DECEMBER	428	-	42,063	40,146	4.78%
JANUARY	471	-	44,103	40,167	9.80%
FEBRUARY	428	-	42,063	38,266	9.92%
MARCH	471	-	44,115	42,069	4.86%
APRIL	449	-	43,083	39,217	9.86%
MAY	446	-	40,176	37,882	6.06%
JUNE	426	-	39,242	37,892	3.56%
TOTALS	\$ 5,311	\$ -	\$ 486,711	\$ 479,755	1.45%

17-18	FLIGHTS		AIR FREIGHT (TONS)	
	DEPARTURES	ARRIVALS	ENPLANED	DEPLANED
JULY	20	20	677.18	66.12
AUGUST	23	23	692.54	90.17
SEPTEMBER	20	20	690.98	92.21
OCTOBER	22	22	657.92	100.13
NOVEMBER	21	21	681.79	125.62
DECEMBER	20	20	638.62	7.92
JANUARY	22	22	656.03	82.43
FEBRUARY	20	20	620.40	40.58
MARCH	22	22	747.09	98.10
APRIL	21	21	688.10	94.48
MAY	22	22	691.19	61.84
JUNE	21	21	730.57	118.15
TOTALS	254	254	8,172.41	977.75

NOTE:

a - Lease effective December 13, 2016.

b - Landing fee rate per 1,000 pounds at \$2.30 from May 2017, \$2.68 from November 2017, and \$2.47 from May 2018.

c - Cargo Ramp Operating Area fee rate per night at \$161.94 from May 2017, \$171.60 from November 2017, and \$162.58 from May 2018.

d - Operations fee rate per departure at \$20.51 from May 2017, \$21.40 from November 2017, and \$20.28 from May 2018.

UNITED PARCEL SERVICE
ALL CARGO AIR SERVICE LEASE

LEASE EXPIRES 12/31/2020

17-18	SPACE	NUMBER OF	LANDING	DAYS USE OF	CARGO RAMP
	RENT	LANDINGS	FEES (b)	CARGO RAMP OPERATING AREA	OPERATING AREA FEES (c)
JULY	\$ 14,765	16	\$ 7,728	16	\$ 2,591
AUGUST	14,765	19	9,177	19	3,077
SEPTEMBER	14,765	15	7,245	15	2,429
OCTOBER	14,765	18	8,694	18	2,915
NOVEMBER	17,521	17	10,987	17	2,917
DECEMBER	17,521	19	15,803	19	3,260
JANUARY	17,521	18	10,130	18	3,089
FEBRUARY	17,521	16	9,005	16	2,746
MARCH	17,521	17	9,568	17	2,917
APRIL	17,521	17	9,568	17	2,917
MAY	15,680	19	9,855	19	3,089
JUNE	15,680	16	8,299	16	2,601
TOTALS	\$ 195,546	207	\$ 116,059	207	\$ 34,548

17-18	OPERATIONS	LATE / PENALTY	17-18 MONTHLY	16-17 MONTHLY	% CHANGE 16-17 TO 17-18
	FEES (d)	FEES	REVENUE	REVENUE	
JULY	\$ 328	\$ -	\$ 25,412	\$ 27,239	-6.71%
AUGUST	390	-	27,409	34,099	-19.62%
SEPTEMBER	308	-	24,747	27,963	-11.50%
OCTOBER	369	-	26,743	28,692	-6.79%
NOVEMBER	364	-	31,789	29,935	6.19%
DECEMBER	407	-	36,991	35,707	3.60%
JANUARY	385	-	31,125	28,371	9.71%
FEBRUARY	342	-	29,614	27,663	7.05%
MARCH	364	-	30,370	29,080	4.44%
APRIL	364	-	30,370	27,663	9.79%
MAY	385	-	29,009	27,409	5.84%
JUNE	324	-	26,904	26,078	3.17%
TOTALS	\$ 4,330	\$ -	\$ 350,483	\$ 349,899	0.17%

17-18	FLIGHTS		AIR FREIGHT (TONS)	
	DEPARTURES	ARRIVALS	ENPLANED	DEPLANED
JULY	16	16	294.06	261.92
AUGUST	19	19	361.47	262.58
SEPTEMBER	15	15	326.48	310.10
OCTOBER	18	18	361.52	281.81
NOVEMBER	17	17	393.24	390.49
DECEMBER	19	19	482.12	451.25
JANUARY	18	18	323.80	306.49
FEBRUARY	16	16	294.26	274.16
MARCH	17	17	341.59	312.78
APRIL	17	17	305.41	263.95
MAY	19	19	366.27	278.22
JUNE	16	16	345.14	244.39
TOTALS	207	207	4,195.36	3,638.14

NOTE:

a - Lease effective December 13, 2016.

b - Landing fee rate per 1,000 pounds at \$2.30 from May 2017, \$2.68 from November 2017, and \$2.47 from May 2018.

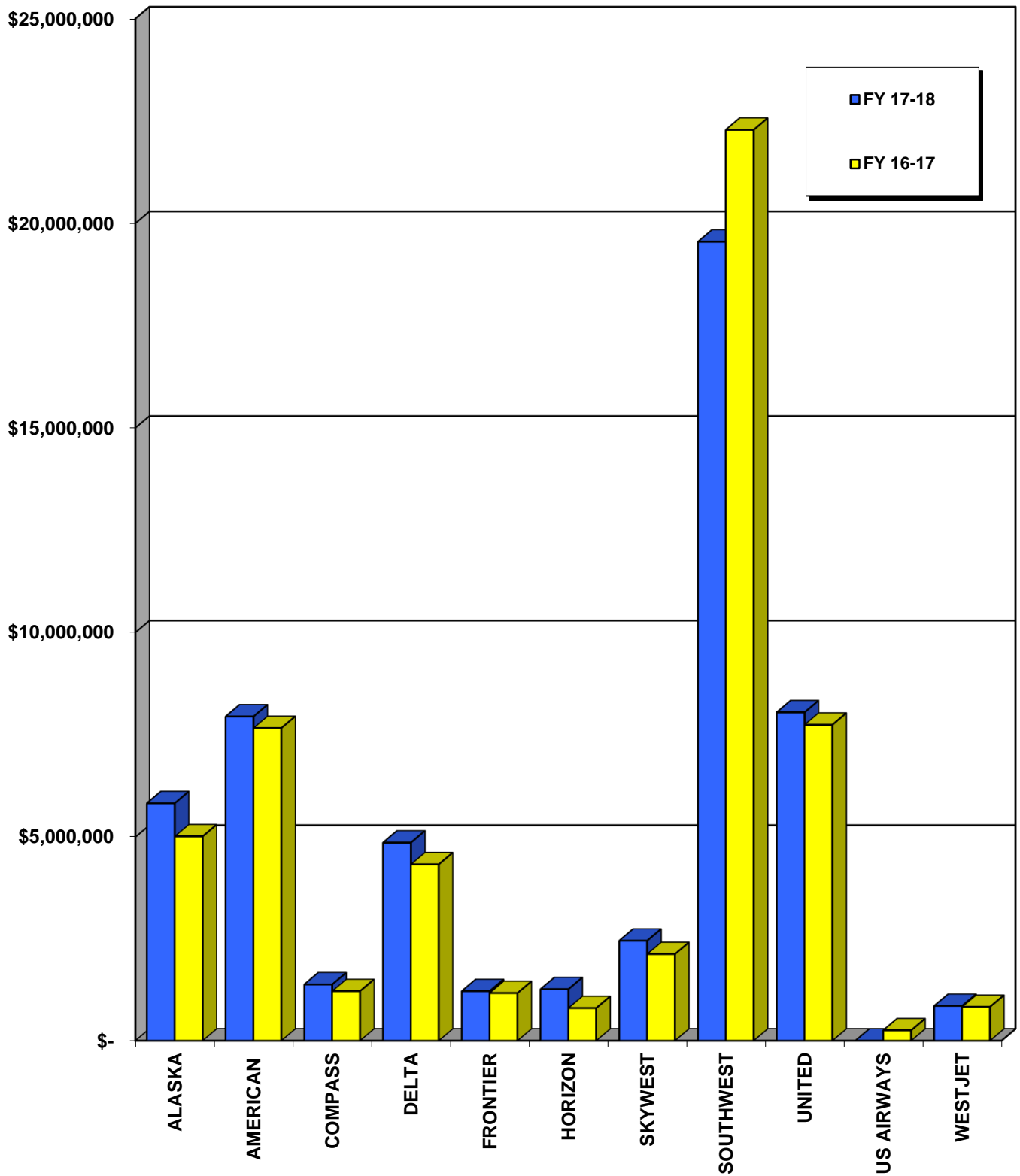
c - Cargo Ramp Operating Area fee rate per night at \$161.94 from May 2017, \$171.60 from November 2017, and \$162.58 from May 2018.

d - Operations fee rate per departure at \$20.51 from May 2017, \$21.40 from November 2017, and \$20.28 from May 2018.

COMMERCIAL AIRLINES



COMMERCIAL AIRLINES SUMMARY



COMMERCIAL AIRLINES SUMMARY FOR FY 2017-2018

LESSEE/LICENSEE	TERMINAL & MEZZANINE		UTILITIES		JANITORIAL		RAMP EQ		CUPPS		CBP	IAF
	RENT	FEEES	FEEES	FEEES	FEEES	FEEES	STORAGE	FEEES	UPGRADE	FEEES		
ALASKA	\$ 2,337,036	\$ 176,002	\$ 343,960	\$ 47,912	\$ 161,718	\$ 232,210	\$ 414,226	\$ 403,224				
AMERICAN	3,881,564	263,436	514,600	120,296	241,830	348,560	-	-				
COMPASS	678,686	62,150	121,484	-	57,124	81,792	-	-				
DELTA	2,155,338	153,258	300,872	83,738	142,394	203,796	-	-				
FRONTIER	666,662	48,752	95,358	15,638	44,816	64,554	-	-				
HORIZON	684,920	59,012	115,446	16,104	54,362	76,080	-	-				
SKYWEST	1,072,844	105,928	208,798	-	99,520	141,510	-	-				
SOUTHWEST	8,415,334	721,200	1,396,122	97,822	650,658	952,444	462,252	572,238				
UNITED	3,784,062	260,598	510,312	109,850	240,732	345,458	-	-				
US AIRWAYS	-	-	-	-	-	-	-	-				
WESTJET	454,362	31,398	61,218	4,026	28,754	41,508	118,000	-				
TOTALS	\$ 24,130,808	\$ 1,881,734	\$ 3,668,170	\$ 495,386	\$ 1,721,908	\$ 2,487,912	\$ 994,478	\$ 975,462				

LESSEE/LICENSEE			NUMBER OF	REMAIN			LATE /	17-18
	NUMBER OF	LANDING	REMAIN	OVERNIGHT	OPERATIONS	PENALTY	TOTAL	
	LANDINGS	FEES (a)	OVERNIGHTS	FEES (b)	FEES (c)	FEES	REVENUE	
ALASKA	4,169	\$ 1,506,123	678	\$ 113,126	\$ 87,225	\$ 2,500	\$ 5,825,262	
AMERICAN	6,097	2,137,379	1,766	294,293	127,326	15,513	7,944,797	
COMPASS	1,549	286,883	378	63,050	32,395	1,507	1,385,071	
DELTA	4,038	1,459,038	1,605	267,709	84,389	11,220	4,861,752	
FRONTIER	715	258,382	1	172	14,953	11,343	1,220,630	
HORIZON	1,317	232,922	7	1,164	27,600	508	1,268,118	
SKYWEST	3,699	690,641	363	60,570	77,330	3,080	2,460,221	
SOUTHWEST	16,922	5,440,204	2,796	465,753	353,627	19,500	19,547,154	
UNITED	6,525	2,295,720	2,136	356,458	136,382	6,372	8,045,944	
US AIRWAYS	-	-	-	-	-	-	-	
WESTJET	338	109,140	1	172	7,055	1,046	856,679	
TOTALS	45,369	\$ 14,416,432	9,731	\$ 1,622,467	\$ 948,282	\$ 72,589	\$ 53,415,628	

LESSEE/LICENSEE	16-17		% CHANGE		FLIGHTS		PASSENGERS		AIR FREIGHT (TONS)	
	TOTAL REVENUE (d)	16-17 TO 17-18	DEPARTURES	ARRIVALS	ENPLANED	DEPLANED	ENPLANED	DEPLANED	ENPLANED	DEPLANED
ALASKA	\$ 5,013,197	16.20%	4,170	4,169	543,921	543,831	180.50	48.40		
AMERICAN	7,661,725	3.69%	6,097	6,097	855,832	859,510	244.67	13.31		
COMPASS	1,220,424	13.49%	1,549	1,549	94,189	93,624	0.00	0.00		
DELTA	4,329,332	12.30%	4,037	4,038	512,269	520,346	446.60	241.50		
FRONTIER	1,173,208	4.04%	715	715	111,489	110,120	-	-		
HORIZON	802,725	57.98%	1,318	1,317	77,584	78,670	-	2.90		
SKYWEST	2,130,760	15.46%	3,701	3,699	221,352	220,830	0.10	-		
SOUTHWEST	22,281,624	-12.27%	16,919	16,922	2,027,811	2,027,543	487.26	304.43		
UNITED	7,742,677	3.92%	6,524	6,525	819,149	831,633	615.44	0.00		
US AIRWAYS (e)	254,452	-100.00%	-	-	-	-	0.00	0.00		
WESTJET	831,747	3.00%	338	338	41,065	41,125	-	-		
TOTALS	\$ 53,441,871	-0.05%	45,368	45,369	5,304,661	5,327,232	1,974.57	610.54		

NOTE:

- a - Landing fee rate per 1,000 pounds at \$2.30 from May 2017, \$2.68 from November 2017, and \$2.47 from May 2018.
- b - Remain overnight fee rate per night at \$161.94 from May 2017, \$171.60 from November 2017, and \$162.58 from May 2018.
- c - Operations fee rate per operation on apron at \$20.51 from May 2017, \$21.40 from November 2017, and \$20.28 from May 2018.
- d - The final Airline Tenant Improvement Reimbursement (ATIR) ended November 2016.
- e - Effective November 2016, terminal rent and fees are combined with American Airlines.

ALASKA AIRLINES
CERTIFICATED PASSENGER AIRLINE LEASE
 LEASE EXPIRES 12/31/2020

17-18	TERMINAL RENT	UTILITIES FEES	JANITORIAL FEES	RAMP EQ STORAGE FEES	CUPPS FEES	CUPPS UPGRADE FEES	CBP FEES	IAF FEES
JULY	\$ 134,934	\$ 12,784	\$ 25,558	\$ 4,112	\$ 10,971	\$ 17,581	\$ 1,000	\$ 11,972
AUGUST	134,934	12,784	25,558	4,112	10,971	17,581	1,000	11,972
SEPTEMBER	134,934	12,784	25,558	4,112	10,971	17,581	1,000	11,972
OCTOBER	134,934	12,784	25,558	4,112	10,971	17,581	1,000	11,972
NOVEMBER	240,155	16,449	32,150	3,670	14,781	21,354	52,517	46,610
DECEMBER	240,155	16,449	32,150	3,670	14,781	21,354	52,517	46,610
JANUARY	240,155	16,449	32,150	3,670	14,781	21,354	52,517	46,610
FEBRUARY	240,155	16,449	32,150	3,670	14,781	21,354	52,517	46,610
MARCH	240,155	16,449	32,150	3,670	14,781	21,354	52,517	46,610
APRIL	240,155	16,449	32,150	3,670	14,781	21,354	52,517	46,610
MAY	178,185	13,086	24,414	4,722	14,574	16,881	47,562	37,838
JUNE	178,185	13,086	24,414	4,722	14,574	16,881	47,562	37,838
TOTALS	\$ 2,337,036	\$ 176,002	\$ 343,960	\$ 47,912	\$ 161,718	\$ 232,210	\$ 414,226	\$ 403,224

17-18	NUMBER OF LANDINGS	LANDING FEES (b)	NUMBER OF REMAIN OVERNIGHTS	REMAIN OVERNIGHT FEES (c)	OPERATIONS FEES (d)	LATE / PENALTY FEES	17-18 MONTHLY REVENUE	16-17 MONTHLY REVENUE (e)	% CHANGE 16-17 TO 17-18
JULY	327	\$ 107,009	57	\$ 9,231	\$ 6,707	\$ -	\$ 341,859	\$ 414,455	-17.52%
AUGUST	333	109,522	58	9,393	6,830	-	344,657	431,082	-20.05%
SEPTEMBER	312	102,517	55	8,907	6,420	-	336,756	406,243	-17.10%
OCTOBER	328	108,172	58	9,393	6,707	-	343,184	407,220	-15.73%
NOVEMBER	312	119,574	57	9,781	6,677	-	563,718	451,888	24.75%
DECEMBER	329	126,769	57	9,781	7,041	-	571,277	440,867	29.58%
JANUARY	348	133,586	58	9,953	7,447	2,139	580,811	449,914	29.09%
FEBRUARY	356	136,118	53	9,095	7,618	-	580,517	434,825	33.51%
MARCH	387	148,835	56	9,610	8,303	361	594,795	449,835	32.23%
APRIL	373	143,671	56	9,610	7,961	-	588,928	446,192	31.99%
MAY	385	136,388	58	9,430	7,808	-	490,888	340,874	44.01%
JUNE	379	133,962	55	8,942	7,706	-	487,872	339,802	43.58%
TOTALS	4,169	\$ 1,506,123	678	\$ 113,126	\$ 87,225	\$ 2,500	\$ 5,825,262	\$ 5,013,197	16.20%

17-18	FLIGHTS		PASSENGERS		AIR FREIGHT (TONS)	
	DEPARTURES	ARRIVALS	ENPLANED	DEPLANED	ENPLANED	DEPLANED
JULY	327	327	45,862	44,744	29.00	3.10
AUGUST	333	333	46,942	47,228	31.00	4.00
SEPTEMBER	313	312	39,863	39,950	9.90	3.50
OCTOBER	327	328	41,919	42,703	10.80	4.80
NOVEMBER	312	312	40,222	41,351	10.50	6.40
DECEMBER	329	329	43,362	43,610	19.20	3.80
JANUARY	348	348	38,709	39,953	4.20	3.60
FEBRUARY	356	356	43,091	43,897	0.90	3.70
MARCH	388	387	49,795	50,559	25.10	4.30
APRIL	372	373	50,173	49,494	14.10	3.90
MAY	385	385	50,863	49,084	20.10	3.60
JUNE	380	379	53,120	51,258	5.70	3.70
TOTALS	4,170	4,169	543,921	543,831	180.50	48.40

NOTE:

a - Lease effective December 13, 2016.

b - Landing fee rate per 1,000 pounds at \$2.30 from May 2017, \$2.68 from November 2017, and \$2.47 from May 2018.

c - Remain overnight fee rate per night at \$161.94 from May 2017, \$171.60 from November 2017, and \$162.58 from May 2018.

d - Operations fee rate per operation on apron at \$20.51 from May 2017, \$21.40 from November 2017, and \$20.28 from May 2018.

e - The final Airline Tenant Improvement Reimbursement (ATIR) ended November 2016.

AMERICAN AIRLINES
CERTIFICATED PASSENGER AIRLINE LEASE
 LEASE EXPIRES 12/31/2020

17-18	TERMINAL RENT	MEZZANINE RENT	UTILITIES FEES	JANITORIAL FEES	RAMP EQ STORAGE FEES	CUPPS FEES	CUPPS UPGRADE FEES
JULY	\$ 249,394	\$ 11,430	\$ 20,263	\$ 40,414	\$ 11,881	\$ 17,350	\$ 27,799
AUGUST	249,394	11,430	20,263	40,414	11,881	17,350	27,799
SEPTEMBER	249,394	11,430	20,263	40,414	11,881	17,350	27,799
OCTOBER	249,394	11,430	20,263	40,414	11,881	17,350	27,799
NOVEMBER	351,785	14,593	23,186	45,317	9,342	20,834	30,099
DECEMBER	351,785	14,593	23,186	45,317	9,342	20,834	30,099
JANUARY	351,785	14,593	23,186	45,317	9,342	20,834	30,099
FEBRUARY	351,785	14,593	23,186	45,317	9,342	20,834	30,099
MARCH	351,785	14,593	23,186	45,317	9,342	20,834	30,099
APRIL	351,785	14,593	23,186	45,317	9,342	20,834	30,099
MAY	306,885	13,115	21,634	40,521	8,360	23,713	28,385
JUNE	306,885	13,115	21,634	40,521	8,360	23,713	28,385
TOTALS	\$ 3,722,056	\$ 159,508	\$ 263,436	\$ 514,600	\$ 120,296	\$ 241,830	\$ 348,560

17-18	NUMBER OF LANDINGS	LANDING FEES (b)	NUMBER OF REMAIN OVERNIGHTS	REMAIN OVERNIGHT FEES (c)	OPERATIONS FEES (d)	LATE / PENALTY FEES	17-18 MONTHLY REVENUE	16-17 MONTHLY REVENUE (e)
JULY	560	\$ 179,416	149	\$ 24,129	\$ 11,486	\$ -	\$ 593,562	\$ 588,072
AUGUST	557	178,733	153	24,777	11,424	-	593,465	582,317
SEPTEMBER	501	160,342	160	25,910	10,255	3,260	578,298	565,048
OCTOBER	524	168,772	161	26,072	10,747	3,297	587,419	569,640
NOVEMBER	465	175,512	170	29,172	9,972	-	709,812	713,327
DECEMBER	481	180,942	171	29,344	10,272	-	715,714	696,030
JANUARY	459	172,167	146	25,054	9,844	5,548	707,769	686,026
FEBRUARY	423	159,025	114	19,562	9,074	-	682,817	668,195
MARCH	493	185,136	119	20,420	10,572	3,408	714,692	709,037
APRIL	522	195,160	120	20,592	11,149	-	722,057	706,452
MAY	559	192,261	154	25,037	11,316	-	671,227	588,386
JUNE	553	189,913	149	24,224	11,215	-	667,965	589,195
TOTALS	6,097	\$ 2,137,379	1,766	\$ 294,293	\$ 127,326	\$ 15,513	\$ 7,944,797	\$ 7,661,725

% CHANGE							
17-18	16-17 TO 17-18	FLIGHTS		PASSENGERS		AIR FREIGHT (TONS)	
		DEPARTURES	ARRIVALS	ENPLANED	DEPLANED	ENPLANED	DEPLANED
JULY	0.93%	560	560	79,646	81,346	32.72	0.79
AUGUST	1.91%	557	557	80,561	79,143	33.60	0.93
SEPTEMBER	2.34%	500	501	67,668	67,340	9.22	1.37
OCTOBER	3.12%	524	524	74,645	75,606	2.13	1.30
NOVEMBER	-0.49%	466	465	69,059	68,569	8.88	1.70
DECEMBER	2.83%	480	481	67,262	69,707	1.36	1.17
JANUARY	3.17%	460	459	63,325	63,840	21.60	1.26
FEBRUARY	2.19%	424	423	58,830	60,158	24.69	0.92
MARCH	0.80%	494	493	70,731	69,741	29.33	1.05
APRIL	2.21%	521	522	69,302	69,672	25.77	0.87
MAY	14.08%	558	559	74,138	75,528	24.21	1.04
JUNE	13.37%	553	553	80,665	78,860	31.16	0.91
TOTALS	3.69%	6,097	6,097	855,832	859,510	244.67	13.31

NOTE:

a - Lease effective December 13, 2016.

b - Landing fee rate per 1,000 pounds at \$2.30 from May 2017, \$2.68 from November 2017, and \$2.47 from May 2018.

c - Remain overnight fee rate per night at \$161.94 from May 2017, \$171.60 from November 2017, and \$162.58 from May 2018.

d - Operations fee rate per operation on apron at \$20.51 from May 2017, \$21.40 from November 2017, and \$20.28 from May 2018.

e - The final Airline Tenant Improvement Reimbursement (ATIR) ended November 2016.

COMPASS AIRLINES
CERTIFICATED PASSENGER AIRLINE LEASE
 LEASE EXPIRES 12/31/2020

17-18	TERMINAL RENT	UTILITIES FEES	JANITORIAL FEES	CUPPS FEES	CUPPS UPGRADE FEES
JULY	\$ 31,108	\$ 4,323	\$ 8,654	\$ 3,714	\$ 5,953
AUGUST	31,108	4,323	8,654	3,714	5,953
SEPTEMBER	31,108	4,323	8,654	3,714	5,953
OCTOBER	31,108	4,323	8,654	3,714	5,953
NOVEMBER	76,329	6,075	11,874	5,459	7,887
DECEMBER	76,329	6,075	11,874	5,459	7,887
JANUARY	76,329	6,075	11,874	5,459	7,887
FEBRUARY	76,329	6,075	11,874	5,459	7,887
MARCH	76,329	6,075	11,874	5,459	7,887
APRIL	76,329	6,075	11,874	5,459	7,887
MAY	48,140	4,204	7,812	4,757	5,329
JUNE	48,140	4,204	7,812	4,757	5,329
TOTALS	\$ 678,686	\$ 62,150	\$ 121,484	\$ 57,124	\$ 81,792

17-18	NUMBER OF LANDINGS	LANDING FEES (b)	NUMBER OF REMAIN OVERNIGHTS	REMAIN OVERNIGHT FEES (c)	OPERATIONS FEES (d)	LATE / PENALTY FEES	17-18 MONTHLY REVENUE
JULY	113	\$ 19,103	34	\$ 5,506	\$ 2,318	\$ -	\$ 80,679
AUGUST	123	20,793	32	5,182	2,523	-	82,250
SEPTEMBER	125	21,131	30	4,858	2,564	-	82,305
OCTOBER	139	23,498	34	5,506	2,851	-	85,607
NOVEMBER	129	25,410	31	5,320	2,761	-	141,115
DECEMBER	124	24,426	33	5,663	2,654	-	140,367
JANUARY	125	24,623	32	5,491	2,675	519	140,932
FEBRUARY	117	23,047	28	4,805	2,504	-	137,980
MARCH	140	27,577	32	5,491	2,996	508	144,196
APRIL	137	26,986	30	5,148	2,932	-	142,690
MAY	140	25,417	31	5,040	2,839	480	104,018
JUNE	137	24,872	31	5,040	2,778	-	102,932
TOTALS	1,549	\$ 286,883	378	\$ 63,050	\$ 32,395	\$ 1,507	\$ 1,385,071

17-18	16-17 MONTHLY REVENUE	% CHANGE 16-17 TO 17-18	FLIGHTS DEPARTURES	ARRIVALS	PASSENGERS ENPLANED	DEPLANED	AIR FREIGHT (TONS) ENPLANED	DEPLANED
JULY	\$ 111,859	-27.87%	113	113	7,782	7,543	-	-
AUGUST	118,348	-30.50%	123	123	8,186	8,183	-	-
SEPTEMBER	110,668	-25.63%	125	125	6,594	6,996	-	-
OCTOBER	110,783	-22.73%	139	139	7,874	8,140	-	-
NOVEMBER	103,011	36.99%	129	129	8,125	8,267	-	-
DECEMBER	100,398	39.81%	124	124	7,068	7,679	-	-
JANUARY	100,717	39.93%	125	125	6,580	6,767	-	-
FEBRUARY	98,568	39.98%	117	117	6,964	6,999	-	-
MARCH	103,075	39.89%	140	140	8,666	8,906	-	-
APRIL	101,665	40.35%	137	137	8,946	8,396	-	-
MAY	81,491	27.64%	140	140	8,460	7,434	-	-
JUNE	79,841	28.92%	137	137	8,944	8,314	-	-
TOTALS	\$ 1,220,424	13.49%	1,549	1,549	94,189	93,624	-	-

NOTE:

a - Lease effective December 13, 2016, conducted in accordance with an agreement with Delta Airlines. Term of license continues on a month-to-month basis until terminated by either party.

b - Landing fee rate per 1,000 pounds at \$2.30 from May 2017, \$2.68 from November 2017, and \$2.47 from May 2018.

c - Remain overnight fee rate per night at \$161.94 from May 2017, \$171.60 from November 2017, and \$162.58 from May 2018.

d - Operations fee rate per operation on apron at \$20.51 from May 2017, \$21.40 from November 2017, and \$20.28 from May 2018.

DELTA AIRLINES
CERTIFICATED PASSENGER AIRLINE LEASE
LEASE EXPIRES 12/31/2020

17-18	TERMINAL RENT	UTILITIES FEES	JANITORIAL FEES	RAMP EQ STORAGE FEES	CUPPS FEES	CUPPS UPGRADE FEES
JULY	\$ 117,112	\$ 9,542	\$ 19,545	\$ 6,626	\$ 8,376	\$ 13,445
AUGUST	117,112	9,542	19,545	6,626	8,376	13,445
SEPTEMBER	117,112	9,542	19,545	6,626	8,376	13,445
OCTOBER	117,112	9,542	19,545	6,626	8,376	13,445
NOVEMBER	220,109	14,422	28,189	7,347	12,959	18,723
DECEMBER	220,109	14,422	28,189	7,347	12,959	18,723
JANUARY	220,109	14,422	28,189	7,347	12,959	18,723
FEBRUARY	220,109	14,422	28,189	7,347	12,959	18,723
MARCH	220,109	14,422	28,189	7,347	12,959	18,723
APRIL	220,109	14,422	28,189	7,347	12,959	18,723
MAY	183,118	14,279	26,779	6,576	15,568	18,839
JUNE	183,118	14,279	26,779	6,576	15,568	18,839
TOTALS	\$ 2,155,338	\$ 153,258	\$ 300,872	\$ 83,738	\$ 142,394	\$ 203,796

17-18	NUMBER OF LANDINGS	LANDING FEES (b)	NUMBER OF REMAIN OVERNIGHTS	REMAIN OVERNIGHT FEES (c)	OPERATIONS FEES (d)	LATE / PENALTY FEES	17-18 MONTHLY REVENUE
JULY	327	\$ 107,895	151	\$ 24,453	\$ 6,707	\$ -	\$ 313,701
AUGUST	332	107,992	150	24,291	6,809	-	313,738
SEPTEMBER	328	106,554	135	21,862	6,768	-	309,830
OCTOBER	342	110,313	138	22,348	6,973	-	314,280
NOVEMBER	315	118,016	127	21,793	6,698	2,500	450,756
DECEMBER	320	120,414	143	24,539	6,848	-	453,550
JANUARY	330	124,833	138	23,681	7,062	2,016	459,341
FEBRUARY	307	117,969	128	21,965	6,570	-	448,253
MARCH	350	136,528	141	24,196	7,533	-	470,006
APRIL	355	140,948	114	19,562	7,576	2,166	472,001
MAY	369	134,707	124	20,160	7,483	4,538	432,047
JUNE	363	132,869	116	18,859	7,362	-	424,249
TOTALS	4,038	\$ 1,459,038	1,605	\$ 267,709	\$ 84,389	\$ 11,220	\$ 4,861,752

17-18	16-17 MONTHLY REVENUE (e)	% CHANGE 16-17 TO 17-18	FLIGHTS		PASSENGERS		AIR FREIGHT (TONS)	
			DEPARTURES	ARRIVALS	ENPLANED	DEPLANED	ENPLANED	DEPLANED
JULY	\$ 310,281	1.10%	327	327	41,675	43,212	28.50	11.80
AUGUST	311,271	0.79%	332	332	42,337	43,664	28.00	9.10
SEPTEMBER	307,684	0.70%	330	328	39,831	40,628	22.10	11.00
OCTOBER	316,152	-0.59%	340	342	43,016	44,340	32.80	23.50
NOVEMBER	396,925	13.56%	313	315	39,844	40,923	32.30	23.20
DECEMBER	395,231	14.76%	320	320	39,607	40,557	38.20	21.00
JANUARY	425,216	8.03%	330	330	39,977	41,320	43.00	23.00
FEBRUARY	403,166	11.18%	307	307	38,603	39,764	40.00	21.00
MARCH	422,883	11.14%	352	350	46,806	46,552	47.00	25.00
APRIL	413,080	14.26%	354	355	45,567	44,938	42.00	28.00
MAY	318,030	35.85%	369	369	46,764	46,512	46.70	22.90
JUNE	309,413	37.11%	363	363	48,242	47,936	46.00	22.00
TOTALS	\$ 4,329,332	12.30%	4,037	4,038	512,269	520,346	446.60	241.50

NOTE:

a - Lease effective December 13, 2016.

b - Landing fee rate per 1,000 pounds at \$2.30 from May 2017, \$2.68 from November 2017, and \$2.47 from May 2018.

c - Remain overnight fee rate per night at \$161.94 from May 2017, \$171.60 from November 2017, and \$162.58 from May 2018.

d - Operations fee rate per operation on apron at \$20.51 from May 2017, \$21.40 from November 2017, and \$20.28 from May 2018.

e - The final Airline Tenant Improvement Reimbursement (ATIR) ended November 2016.

FRONTIER AIRLINES
CERTIFICATED PASSENGER AIRLINE LEASE
 LEASE EXPIRES 12/31/2020

17-18	TERMINAL RENT	UTILITIES FEES	JANITORIAL FEES	RAMP EQ STORAGE FEES	CUPPS FEES	CUPPS UPGRADE FEES
JULY	\$ 44,387	\$ 3,697	\$ 7,407	\$ 1,181	\$ 3,179	\$ 5,095
AUGUST	44,387	3,697	7,407	1,181	3,179	5,095
SEPTEMBER	44,387	3,697	7,407	1,181	3,179	5,095
OCTOBER	44,387	3,697	7,407	1,181	3,179	5,095
NOVEMBER	64,062	4,346	8,494	1,401	3,905	5,642
DECEMBER	64,062	4,346	8,494	1,401	3,905	5,642
JANUARY	64,062	4,346	8,494	1,401	3,905	5,642
FEBRUARY	64,062	4,346	8,494	1,401	3,905	5,642
MARCH	64,062	4,346	8,494	1,401	3,905	5,642
APRIL	64,062	4,346	8,494	1,401	3,905	5,642
MAY	52,371	3,944	7,383	1,254	4,335	5,161
JUNE	52,371	3,944	7,383	1,254	4,335	5,161
TOTALS	\$ 666,662	\$ 48,752	\$ 95,358	\$ 15,638	\$ 44,816	\$ 64,554

17-18	NUMBER OF LANDINGS	LANDING FEES (b)	NUMBER OF REMAIN OVERNIGHTS	REMAIN OVERNIGHT FEES (c)	OPERATIONS FEES (d)	LATE / PENALTY FEES	17-18 MONTHLY REVENUE
JULY	62	\$ 20,843	-	\$ -	\$ 1,272	\$ 5,000	\$ 92,061
AUGUST	62	20,826	-	-	1,272	1,176	88,220
SEPTEMBER	60	19,927	-	-	1,231	-	86,104
OCTOBER	58	19,520	-	-	1,190	-	85,656
NOVEMBER	56	20,979	-	-	1,198	-	110,027
DECEMBER	59	22,258	-	-	1,263	176	111,547
JANUARY	61	22,979	-	-	1,305	1,094	113,228
FEBRUARY	55	20,782	1	172	1,177	2,162	112,143
MARCH	62	23,336	-	-	1,327	-	112,513
APRIL	60	23,369	-	-	1,284	-	112,503
MAY	61	22,160	-	-	1,237	1,284	99,129
JUNE	59	21,403	-	-	1,197	451	97,499
TOTALS	715	\$ 258,382	1	\$ 172	\$ 14,953	\$ 11,343	\$ 1,220,630

17-18	16-17 MONTHLY REVENUE (e)	% CHANGE 16-17 TO 17-18	FLIGHTS DEPARTURES	ARRIVALS	PASSENGERS ENPLANED	DEPLANED	AIR FREIGHT (TONS) ENPLANED	DEPLANED
JULY	\$ 84,882	8.46%	62	62	10,085	10,012	-	-
AUGUST	84,995	3.79%	62	62	10,073	9,031	-	-
SEPTEMBER	84,536	1.85%	60	60	8,607	8,233	-	-
OCTOBER	84,265	1.65%	58	58	9,365	9,615	-	-
NOVEMBER	108,386	1.51%	56	56	7,772	8,063	-	-
DECEMBER	109,698	1.69%	59	59	8,152	8,632	-	-
JANUARY	109,308	3.59%	61	61	8,658	8,928	-	-
FEBRUARY	110,064	1.89%	55	55	8,020	8,154	-	-
MARCH	115,213	-2.34%	62	62	9,398	9,703	-	-
APRIL	108,248	3.93%	60	60	10,149	9,417	-	-
MAY	86,896	14.08%	61	61	10,733	10,321	-	-
JUNE	86,717	12.43%	59	59	10,477	10,011	-	-
TOTALS	\$ 1,173,208	4.04%	715	715	111,489	110,120	-	-

NOTE:

a - Lease effective December 13, 2016.

b - Landing fee rate per 1,000 pounds at \$2.30 from May 2017, \$2.68 from November 2017, and \$2.47 from May 2018.

c - Remain overnight fee rate per night at \$161.94 from May 2017, \$171.60 from November 2017, and \$162.58 from May 2018.

d - Operations fee rate per operation on apron at \$20.51 from May 2017, \$21.40 from November 2017, and \$20.28 from May 2018.

e - The final Airline Tenant Improvement Reimbursement (ATIR) ended November 2016.

HORIZON AIR INDUSTRIES
CERTIFICATED PASSENGER AIRLINE OPERATING LEASE

LEASE EXPIRES 12/31/2020

17-18	TERMINAL RENT	UTILITIES FEES	JANITORIAL FEES	RAMP EQ STORAGE FEES	CUPPS FEES	CUPPS UPGRADE FEES
JULY	\$ 22,514	\$ 2,694	\$ 5,462	\$ 643	\$ 2,342	\$ 3,758
AUGUST	22,514	2,694	5,462	643	2,342	3,758
SEPTEMBER	22,514	2,694	5,462	643	2,342	3,758
OCTOBER	22,514	2,694	5,462	643	2,342	3,758
NOVEMBER	95,075	7,727	15,103	2,140	6,943	10,031
DECEMBER	95,075	7,727	15,103	2,140	6,943	10,031
JANUARY	95,075	7,727	15,103	2,140	6,943	10,031
FEBRUARY	95,075	7,727	15,103	2,140	6,943	10,031
MARCH	95,075	7,727	15,103	2,140	6,943	10,031
APRIL	95,075	7,727	15,103	2,140	6,943	10,031
MAY	12,207	937	1,490	346	1,668	431
JUNE	12,207	937	1,490	346	1,668	431
TOTALS	\$ 684,920	\$ 59,012	\$ 115,446	\$ 16,104	\$ 54,362	\$ 76,080

17-18	NUMBER OF LANDINGS	LANDING FEES (b)	NUMBER OF REMAIN OVERNIGHTS	REMAIN OVERNIGHT FEES (c)	OPERATIONS FEES (d)	LATE / PENALTY FEES	17-18 MONTHLY REVENUE
JULY	62	\$ 8,806	1	\$ 162	\$ 1,272	\$ -	\$ 47,653
AUGUST	75	11,077	1	162	1,538	-	50,190
SEPTEMBER	89	13,521	2	324	1,825	-	53,083
OCTOBER	93	14,150	-	-	1,907	-	53,470
NOVEMBER	90	15,956	-	-	1,947	-	154,922
DECEMBER	127	23,318	-	-	2,718	-	163,055
JANUARY	126	24,143	-	-	2,696	368	164,226
FEBRUARY	121	23,316	1	172	2,589	-	163,096
MARCH	131	25,218	1	172	2,803	140	165,352
APRIL	118	22,642	1	172	2,525	-	162,358
MAY	135	23,983	-	-	2,738	-	43,800
JUNE	150	26,792	-	-	3,042	-	46,913
TOTALS	1,317	\$ 232,922	7	\$ 1,164	\$ 27,600	\$ 508	\$ 1,268,118

17-18	16-17 MONTHLY REVENUE (e)	% CHANGE 16-17 TO 17-18	FLIGHTS		PASSENGERS		AIR FREIGHT (TONS)	
			DEPARTURES	ARRIVALS	ENPLANED	DEPLANED	ENPLANED	DEPLANED
JULY	\$ 75,915	-37.23%	62	62	3,955	4,253	-	0.40
AUGUST	71,747	-30.05%	75	75	4,436	4,464	-	0.20
SEPTEMBER	71,126	-25.37%	89	89	4,939	5,370	-	0.40
OCTOBER	71,306	-25.01%	93	93	4,816	5,239	-	0.20
NOVEMBER	69,702	122.26%	91	90	5,095	5,342	-	0.20
DECEMBER	69,475	134.70%	127	127	7,252	7,743	-	0.50
JANUARY	70,049	134.44%	126	126	6,628	6,410	-	0.50
FEBRUARY	68,835	136.94%	121	121	6,875	6,686	-	0.50
MARCH	70,049	136.05%	131	131	7,816	7,580	-	-
APRIL	69,702	132.93%	118	118	7,593	7,330	-	-
MAY	47,491	-7.77%	135	135	8,426	8,280	-	-
JUNE	47,328	-0.88%	150	150	9,753	9,973	-	-
TOTALS	\$ 802,725	57.98%	1,318	1,317	77,584	78,670	-	2.90

NOTE:

a - Lease effective December 13, 2016, conducted in accordance with an agreement with Alaska Airlines. Term of license continues on a month-to-month basis until terminated by either party.

b - Landing fee rate per 1,000 pounds at \$2.30 from May 2017, \$2.68 from November 2017, and \$2.47 from May 2018.

c - Remain overnight fee rate per night at \$161.94 from May 2017, \$171.60 from November 2017, and \$162.58 from May 2018.

d - Operations fee rate per operation on apron at \$20.51 from May 2017, \$21.40 from November 2017, and \$20.28 from May 2018.

e - Effective November 2016, lessee began paying Ramp Equipment Storage fees.

SKYWEST AIRLINES (COMMERCIAL)
 CERTIFICATED PASSENGER AIRLINE OPERATING LICENSE
 LEASE EXPIRES 12/31/2020

17-18	TERMINAL RENT	UTILITIES FEES	JANITORIAL FEES	CUPPS FEES	CUPPS UPGRADE FEES
JULY	\$ 30,863	\$ 5,114	\$ 10,862	\$ 4,644	\$ 7,473
AUGUST	30,863	5,114	10,862	4,644	7,473
SEPTEMBER	30,863	5,114	10,862	4,644	7,473
OCTOBER	30,863	5,114	10,862	4,644	7,473
NOVEMBER	118,655	10,516	20,554	9,450	13,652
DECEMBER	118,655	10,516	20,554	9,450	13,652
JANUARY	118,655	10,516	20,554	9,450	13,652
FEBRUARY	118,655	10,516	20,554	9,450	13,652
MARCH	118,655	10,516	20,554	9,450	13,652
APRIL	118,655	10,516	20,554	9,450	13,652
MAY	118,731	11,188	21,013	12,122	14,853
JUNE	118,731	11,188	21,013	12,122	14,853
TOTALS	\$ 1,072,844	\$ 105,928	\$ 208,798	\$ 99,520	\$ 141,510

17-18	NUMBER OF LANDINGS	LANDING FEES (b)	NUMBER OF REMAIN OVERNIGHTS	REMAIN OVERNIGHT FEES (c)	OPERATIONS FEES (d)	LATE / PENALTY FEES	17-18 MONTHLY REVENUE
JULY	339	\$ 58,482	33	\$ 5,344	\$ 6,953	\$ -	\$ 129,735
AUGUST	365	62,965	30	4,858	7,486	146	134,411
SEPTEMBER	358	61,752	30	4,858	7,343	-	132,909
OCTOBER	360	61,669	29	4,696	7,425	-	132,746
NOVEMBER	341	68,427	30	5,148	7,297	-	253,699
DECEMBER	317	63,219	29	4,976	6,784	-	247,806
JANUARY	264	52,596	32	5,491	5,650	1,234	237,798
FEBRUARY	244	48,613	28	4,805	5,222	-	231,467
MARCH	288	57,385	30	5,148	6,163	623	242,146
APRIL	283	56,393	32	5,491	6,056	-	240,767
MAY	279	51,231	31	5,040	5,658	674	240,510
JUNE	261	47,909	29	4,715	5,293	403	236,227
TOTALS	3,699	\$ 690,641	363	\$ 60,570	\$ 77,330	\$ 3,080	\$ 2,460,221

17-18	16-17 MONTHLY REVENUE	% CHANGE 16-17 TO 17-18	FLIGHTS DEPARTURES	ARRIVALS	PASSENGERS ENPLANED	DEPLANED	AIR FREIGHT (TONS) ENPLANED	DEPLANED
JULY	\$ 194,877	-33.43%	339	339	21,032	21,088	-	-
AUGUST	195,292	-31.17%	365	365	22,307	22,060	-	-
SEPTEMBER	183,840	-27.70%	358	358	20,899	21,219	-	-
OCTOBER	184,992	-28.24%	362	360	21,420	21,393	-	-
NOVEMBER	208,143	21.89%	341	341	20,403	20,701	-	-
DECEMBER	211,284	17.29%	317	317	18,668	19,042	0.10	-
JANUARY	178,663	33.10%	264	264	15,180	14,357	-	-
FEBRUARY	175,126	32.17%	244	244	14,809	14,712	-	-
MARCH	180,032	34.50%	288	288	16,929	16,714	-	-
APRIL	193,944	24.14%	283	283	17,427	17,553	-	-
MAY	107,670	123.38%	279	279	16,136	16,222	-	-
JUNE	116,897	102.08%	261	261	16,142	15,769	-	-
TOTALS	\$ 2,130,760	15.46%	3,701	3,699	221,352	220,830	0.10	-

NOTE:

a - Lease effective December 13, 2016, conducted in accordance with an agreement with Alaska Airlines, Delta Airlines, United Airlines.

Term of license continues on a month-to-month basis until terminated by either party.

b - Landing fee rate per 1,000 pounds at \$2.30 from May 2017, \$2.68 from November 2017, and \$2.47 from May 2018.

c - Remain overnight fee rate per night at \$161.94 from May 2017, \$171.60 from November 2017, and \$162.58 from May 2018.

d - Operations fee rate per operation on apron at \$20.51 from May 2017, \$21.40 from November 2017, and \$20.28 from May 2018.

SOUTHWEST AIRLINES
CERTIFICATED PASSENGER AIRLINE LEASE
 LEASE EXPIRES 12/31/2020

17-18	TERMINAL RENT	UTILITIES FEES	JANITORIAL FEES	RAMP EQ STORAGE FEES	CUPPS FEES	CUPPS UPGRADE FEES	CBP FEES	IAF FEES
JULY	\$ 788,041	\$ 73,488	\$ 142,488	\$ 7,386	\$ 61,297	\$ 98,006	\$ 16,800	\$ 59,424
AUGUST	788,041	73,488	142,488	7,386	61,297	98,006	16,800	59,424
SEPTEMBER	788,041	73,488	142,488	7,386	61,297	98,006	16,800	59,424
OCTOBER	788,041	73,488	142,488	7,386	61,297	98,006	16,800	59,424
NOVEMBER	637,654	50,282	98,278	8,765	45,182	65,276	48,143	41,775
DECEMBER	637,654	50,282	98,278	8,765	45,182	65,276	48,143	41,775
JANUARY	637,654	50,282	98,278	8,765	45,182	65,276	48,143	41,775
FEBRUARY	637,654	50,282	98,278	8,765	45,182	65,276	48,143	41,775
MARCH	637,654	50,282	98,278	8,765	45,182	65,276	48,143	41,775
APRIL	637,654	50,282	98,278	8,765	45,182	65,276	48,143	41,775
MAY	718,623	62,778	118,251	7,844	67,189	84,382	53,097	41,946
JUNE	718,623	62,778	118,251	7,844	67,189	84,382	53,097	41,946
TOTALS	\$ 8,415,334	\$ 721,200	\$ 1,396,122	\$ 97,822	\$ 650,658	\$ 952,444	\$ 462,252	\$ 572,238

17-18	NUMBER OF LANDINGS	LANDING FEES (b)	NUMBER OF REMAIN OVERNIGHTS	REMAIN OVERNIGHT FEES (c)	OPERATIONS FEES (d)	LATE / PENALTY FEES	17-18 MONTHLY REVENUE	16-17 MONTHLY REVENUE (e)	% CHANGE 16-17 TO 17-18
JULY	1,458	\$ 429,456	249	\$ 40,323	\$ 29,904	\$ 3,500	\$ 1,750,113	\$ 2,115,687	-17.28%
AUGUST	1,477	434,902	251	40,647	30,293	-	1,752,772	2,152,547	-18.57%
SEPTEMBER	1,485	437,405	248	40,161	30,416	3,500	1,758,412	2,125,061	-17.25%
OCTOBER	1,586	467,066	248	40,161	32,529	-	1,786,686	2,141,612	-16.57%
NOVEMBER	1,504	515,932	188	32,261	32,228	-	1,575,776	1,763,706	-10.66%
DECEMBER	1,526	523,665	196	33,634	32,656	-	1,585,310	1,777,161	-10.80%
JANUARY	1,335	458,130	231	39,640	28,526	-	1,521,651	1,714,484	-11.25%
FEBRUARY	1,125	385,920	217	37,237	24,054	-	1,442,566	1,607,021	-10.23%
MARCH	1,335	458,044	238	40,841	28,612	3,500	1,526,352	1,694,164	-9.91%
APRIL	1,327	455,428	240	41,184	28,355	9,000	1,529,322	1,672,020	-8.53%
MAY	1,363	431,118	250	40,645	27,642	-	1,653,515	1,769,292	-6.54%
JUNE	1,401	443,138	240	39,019	28,412	-	1,664,679	1,748,869	-4.81%
TOTALS	16,922	\$ 5,440,204	2,796	\$ 465,753	\$ 353,627	\$ 19,500	\$ 19,547,154	\$ 22,281,624	-12.27%

17-18	FLIGHTS		PASSENGERS		AIR FREIGHT (TONS)	
	DEPARTURES	ARRIVALS	ENPLANED	DEPLANED	ENPLANED	DEPLANED
JULY	1,458	1,458	171,926	172,123	32.11	25.72
AUGUST	1,477	1,477	177,464	175,349	50.38	20.61
SEPTEMBER	1,483	1,485	172,169	173,083	38.01	15.53
OCTOBER	1,586	1,586	185,591	184,369	48.32	21.81
NOVEMBER	1,506	1,504	182,123	183,976	49.28	20.00
DECEMBER	1,526	1,526	178,979	182,184	39.10	19.50
JANUARY	1,333	1,335	156,965	154,889	40.31	26.03
FEBRUARY	1,124	1,125	137,709	138,199	36.72	32.52
MARCH	1,337	1,335	164,099	162,711	30.66	32.62
APRIL	1,325	1,327	164,695	164,463	35.29	24.82
MAY	1,363	1,363	165,499	166,411	43.68	25.55
JUNE	1,401	1,401	170,592	169,786	43.40	39.72
TOTALS	16,919	16,922	2,027,811	2,027,543	487.26	304.43

NOTE:

a - Lease effective December 13, 2016.

b - Landing fee rate per 1,000 pounds at \$2.30 from May 2017, \$2.68 from November 2017, and \$2.47 from May 2018.

c - Remain overnight fee rate per night at \$161.94 from May 2017, \$171.60 from November 2017, and \$162.58 from May 2018.

d - Operations fee rate per operation on apron at \$20.51 from May 2017, \$21.40 from November 2017, and \$20.28 from May 2018.

e - The final Airline Tenant Improvement Reimbursement (ATIR) ended November 2016.

UNITED AIRLINES
CERTIFICATED PASSENGER AIRLINE LEASE
 LEASE EXPIRES 12/31/2020

17-18	TERMINAL RENT	MEZZANINE RENT	UTILITIES FEES	JANITORIAL FEES	RAMP EQ STORAGE FEES	CUPPS FEES	CUPPS UPGRADE FEES
JULY	\$ 224,560	\$ 11,358	\$ 17,857	\$ 36,059	\$ 8,294	\$ 15,468	\$ 24,804
AUGUST	224,560	11,358	17,857	36,059	8,294	15,468	24,804
SEPTEMBER	224,560	11,358	17,857	36,059	8,294	15,468	24,804
OCTOBER	224,560	11,358	17,857	36,059	8,294	15,468	24,804
NOVEMBER	354,623	14,498	24,011	46,930	9,843	21,575	31,171
DECEMBER	354,623	14,498	24,011	46,930	9,843	21,575	31,171
JANUARY	354,623	14,498	24,011	46,930	9,843	21,575	31,171
FEBRUARY	354,623	14,498	24,011	46,930	9,843	21,575	31,171
MARCH	354,623	14,498	24,011	46,930	9,843	21,575	31,171
APRIL	354,623	14,498	24,011	46,930	9,843	21,575	31,171
MAY	299,801	13,031	22,552	42,248	8,808	24,705	29,608
JUNE	299,801	13,031	22,552	42,248	8,808	24,705	29,608
TOTALS	\$ 3,625,580	\$ 158,482	\$ 260,598	\$ 510,312	\$ 109,850	\$ 240,732	\$ 345,458

17-18	NUMBER OF LANDINGS	LANDING FEES (b)	NUMBER OF REMAIN OVERNIGHTS	REMAIN OVERNIGHT FEES (c)	OPERATIONS FEES (d)	LATE / PENALTY FEES	17-18 MONTHLY REVENUE	16-17 MONTHLY REVENUE (e)
JULY	566	\$ 178,671	176	\$ 28,501	\$ 11,609	\$ -	\$ 557,181	\$ 629,216
AUGUST	566	180,815	180	29,149	11,588	-	559,952	637,437
SEPTEMBER	506	162,029	167	27,044	10,419	2,500	540,392	626,172
OCTOBER	553	177,927	187	30,283	11,322	-	557,932	628,604
NOVEMBER	522	196,256	180	30,888	11,171	-	740,966	674,228
DECEMBER	536	202,898	186	31,918	11,470	-	748,937	668,902
JANUARY	550	208,924	180	30,888	11,749	-	754,212	694,226
FEBRUARY	490	185,208	164	28,142	10,486	-	726,487	668,614
MARCH	551	207,215	185	31,746	11,813	-	753,425	699,523
APRIL	540	202,125	174	29,858	11,535	3,872	750,041	689,854
MAY	576	197,486	180	29,264	11,681	-	679,184	565,866
JUNE	569	196,166	177	28,777	11,539	-	677,235	560,035
TOTALS	6,525	\$ 2,295,720	2,136	\$ 356,458	\$ 136,382	\$ 6,372	\$ 8,045,944	\$ 7,742,677

17-18	% CHANGE 16-17 TO 17-18	FLIGHTS DEPARTURES	ARRIVALS	PASSENGERS ENPLANED	DEPLANED	AIR FREIGHT (TONS) ENPLANED	DEPLANED
JULY	-11.45%	566	566	71,526	71,335	61.90	-
AUGUST	-12.16%	565	566	72,313	70,657	59.60	-
SEPTEMBER	-13.70%	508	506	59,917	60,065	51.50	-
OCTOBER	-11.24%	552	553	68,296	72,049	41.20	-
NOVEMBER	9.90%	522	522	66,309	68,446	47.10	-
DECEMBER	11.97%	536	536	68,501	71,816	75.40	-
JANUARY	8.64%	549	550	66,955	67,943	45.90	-
FEBRUARY	8.66%	490	490	60,230	61,690	39.40	-
MARCH	7.71%	552	551	71,160	70,679	36.47	-
APRIL	8.72%	539	540	69,236	69,138	46.96	-
MAY	20.03%	576	576	70,547	72,830	52.17	-
JUNE	20.93%	569	569	74,159	74,985	57.84	-
TOTALS	3.92%	6,524	6,525	819,149	831,633	615.44	-

NOTE:

a - Lease effective December 13, 2016.

b - Landing fee rate per 1,000 pounds at \$2.30 from May 2017, \$2.68 from November 2017, and \$2.47 from May 2018.

c - Remain overnight fee rate per night at \$161.94 from May 2017, \$171.60 from November 2017, and \$162.58 from May 2018.

d - Operations fee rate per operation on apron at \$20.51 from May 2017, \$21.40 from November 2017, and \$20.28 from May 2018.

e - The final Airline Tenant Improvement Reimbursement (ATIR) ended November 2016.

US AIRWAYS
CERTIFICATED PASSENGER AIRLINE LEASE

LEASE TERMINATED 10/31/2016

17-18	TERMINAL RENT	UTILITIES FEES	JANITORIAL FEES	RAMP EQ STORAGE FEES	CUPPS FEES	CUPPS UPGRADE FEES
JULY	\$ -	\$ -	\$ -	\$ -	\$ -	\$ -
AUGUST	-	-	-	-	-	-
SEPTEMBER	-	-	-	-	-	-
OCTOBER	-	-	-	-	-	-
NOVEMBER	-	-	-	-	-	-
DECEMBER	-	-	-	-	-	-
JANUARY	-	-	-	-	-	-
FEBRUARY	-	-	-	-	-	-
MARCH	-	-	-	-	-	-
APRIL	-	-	-	-	-	-
MAY	-	-	-	-	-	-
JUNE	-	-	-	-	-	-
TOTALS	\$ -	\$ -	\$ -	\$ -	\$ -	\$ -

17-18	NUMBER OF LANDINGS	LANDING FEES	NUMBER OF REMAIN OVERNIGHTS	REMAIN OVERNIGHT FEES	OPERATIONS FEES	LATE / PENALTY FEES	17-18 MONTHLY REVENUE
JULY	-	\$ -	-	\$ -	\$ -	\$ -	\$ -
AUGUST	-	-	-	-	-	-	-
SEPTEMBER	-	-	-	-	-	-	-
OCTOBER	-	-	-	-	-	-	-
NOVEMBER	-	-	-	-	-	-	-
DECEMBER	-	-	-	-	-	-	-
JANUARY	-	-	-	-	-	-	-
FEBRUARY	-	-	-	-	-	-	-
MARCH	-	-	-	-	-	-	-
APRIL	-	-	-	-	-	-	-
MAY	-	-	-	-	-	-	-
JUNE	-	-	-	-	-	-	-
TOTALS	-	\$ -	-	\$ -	\$ -	\$ -	\$ -

17-18	16-17 MONTHLY REVENUE (a), (b)	% CHANGE 16-17 TO 17-18	FLIGHTS DEPARTURES	ARRIVALS	PASSENGERS ENPLANED	DEPLANED	AIR FREIGHT (TONS) ENPLANED	DEPLANED
JULY	\$ 63,612	-100.00%	-	-	-	-	-	-
AUGUST	63,612	-100.00%	-	-	-	-	-	-
SEPTEMBER	63,616	-100.00%	-	-	-	-	-	-
OCTOBER	63,612	-100.00%	-	-	-	-	-	-
NOVEMBER	-	N/A	-	-	-	-	-	-
DECEMBER	-	N/A	-	-	-	-	-	-
JANUARY	-	N/A	-	-	-	-	-	-
FEBRUARY	-	N/A	-	-	-	-	-	-
MARCH	-	N/A	-	-	-	-	-	-
APRIL	-	N/A	-	-	-	-	-	-
MAY	-	N/A	-	-	-	-	-	-
JUNE	-	N/A	-	-	-	-	-	-
TOTALS	\$ 254,452	-100.00%	-	-	-	-	-	-

NOTE:

a - Effective January 2016, operations, landing, and RON fees are combined with American Airlines.

b - Effective November 2016, terminal rent and fees are combined with American Airlines.

WESTJET
CERTIFICATED PASSENGER AIRLINE LEASE
 LEASE EXPIRES 12/31/2020

17-18	TERMINAL RENT	UTILITIES FEES	JANITORIAL FEES	RAMP EQ STORAGE FEES	CUPPS FEES	CUPPS UPGRADE FEES	CBP FEES
JULY	\$ 32,434	\$ 2,504	\$ 4,961	\$ 345	\$ 2,131	\$ 3,412	\$ 8,566
AUGUST	32,434	2,504	4,961	345	2,131	3,412	8,566
SEPTEMBER	32,434	2,504	4,961	345	2,131	3,412	8,566
OCTOBER	32,434	2,504	4,961	345	2,131	3,412	8,566
NOVEMBER	41,690	2,689	5,256	306	2,417	3,491	10,467
DECEMBER	41,690	2,689	5,256	306	2,417	3,491	10,467
JANUARY	41,690	2,689	5,256	306	2,417	3,491	10,467
FEBRUARY	41,690	2,689	5,256	306	2,417	3,491	10,467
MARCH	41,690	2,689	5,256	306	2,417	3,491	10,467
APRIL	41,690	2,689	5,256	306	2,417	3,491	10,467
MAY	37,243	2,624	4,919	405	2,864	3,457	10,467
JUNE	37,243	2,624	4,919	405	2,864	3,457	10,467
TOTALS	\$ 454,362	\$ 31,398	\$ 61,218	\$ 4,026	\$ 28,754	\$ 41,508	\$ 118,000

17-18	NUMBER OF LANDINGS	LANDING FEES (b)	NUMBER OF REMAIN OVERNIGHTS	REMAIN OVERNIGHT FEES (c)	OPERATIONS FEES (d)	LATE / PENALTY FEES	17-18 MONTHLY REVENUE	16-17 MONTHLY REVENUE (e)
JULY	31	\$ 9,112	-	\$ -	\$ 636	\$ -	\$ 64,101	\$ 67,915
AUGUST	31	9,172	-	-	636	-	64,161	67,915
SEPTEMBER	30	8,895	-	-	615	-	63,863	67,628
OCTOBER	31	9,212	-	-	636	-	64,201	67,652
NOVEMBER	25	8,657	-	-	535	-	75,508	71,980
DECEMBER	26	9,003	-	-	556	-	75,875	72,573
JANUARY	26	9,003	1	172	556	-	76,047	72,277
FEBRUARY	24	8,310	-	-	514	-	75,140	71,747
MARCH	27	9,349	-	-	578	-	76,243	72,342
APRIL	26	9,003	-	-	556	1,046	76,921	71,634
MAY	31	9,893	-	-	629	-	72,501	64,201
JUNE	30	9,531	-	-	608	-	72,118	63,883
TOTALS	338	\$ 109,140	1	\$ 172	\$ 7,055	\$ 1,046	\$ 856,679	\$ 831,747

17-18	% CHANGE 16-17 TO 17-18	FLIGHTS DEPARTURES	ARRIVALS	PASSENGERS ENPLANED	DEPLANED	AIR FREIGHT (TONS) ENPLANED	DEPLANED
JULY	-5.62%	31	31	3,641	3,698	-	-
AUGUST	-5.53%	31	31	3,599	3,857	-	-
SEPTEMBER	-5.57%	30	30	3,479	3,506	-	-
OCTOBER	-5.10%	31	31	3,511	3,576	-	-
NOVEMBER	4.90%	25	25	3,017	2,997	-	-
DECEMBER	4.55%	26	26	3,242	3,140	-	-
JANUARY	5.22%	26	26	3,092	3,158	-	-
FEBRUARY	4.73%	24	24	3,026	3,100	-	-
MARCH	5.39%	27	27	3,385	3,314	-	-
APRIL	7.38%	26	26	3,263	3,186	-	-
MAY	12.93%	31	31	4,003	3,870	-	-
JUNE	12.89%	30	30	3,807	3,723	-	-
TOTALS	3.00%	338	338	41,065	41,125	-	-

NOTE:

a - Lease effective December 13, 2016.

b - Landing fee rate per 1,000 pounds at \$2.30 from May 2017, \$2.68 from November 2017, and \$2.47 from May 2018.

c - Remain overnight fee rate per night at \$161.94 from May 2017, \$171.60 from November 2017, and \$162.58 from May 2018.

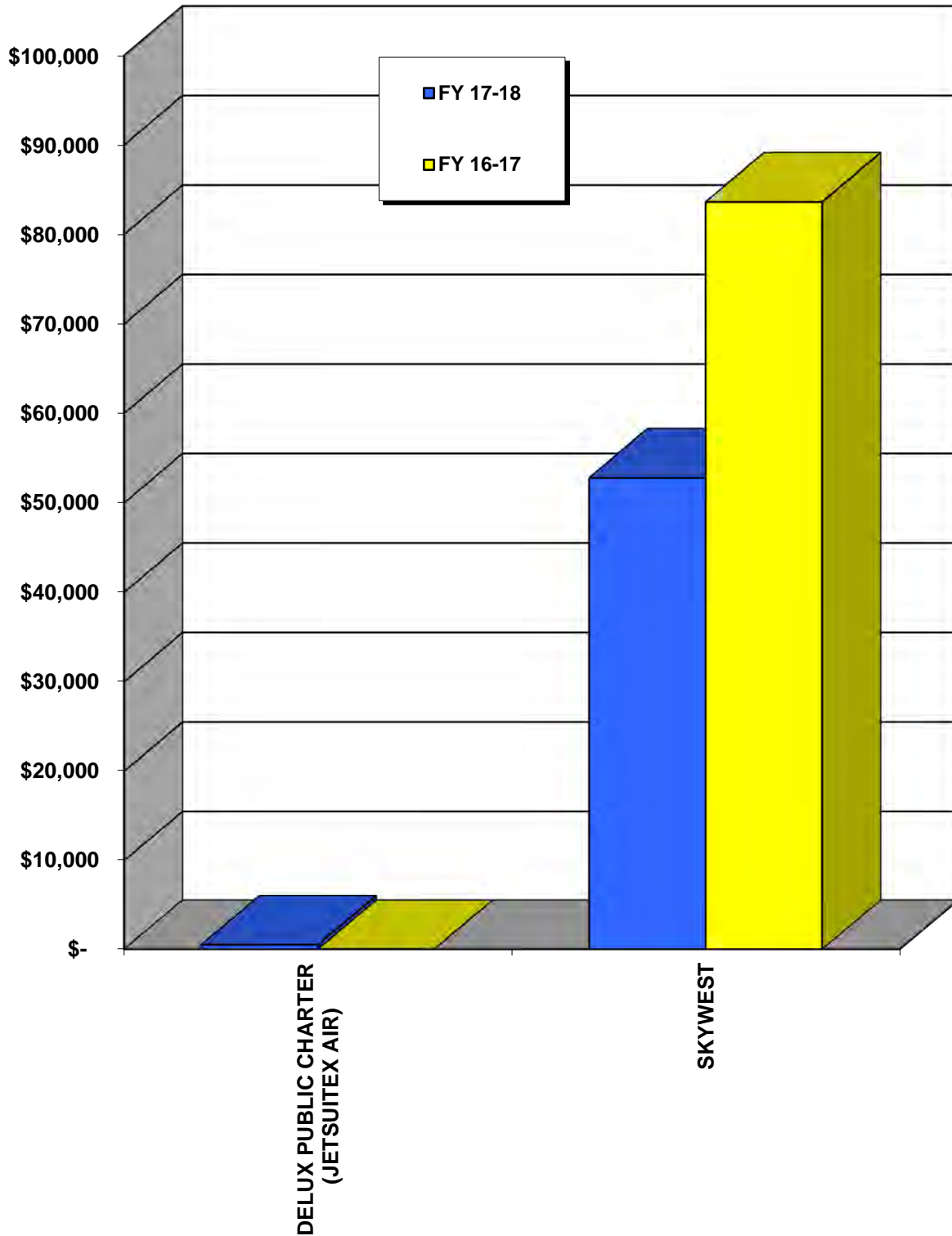
d - Operations fee rate per operation on apron at \$20.51 from May 2017, \$21.40 from November 2017, and \$20.28 from May 2018.

e - The final Airline Tenant Improvement Reimbursement (ATIR) ended March 2017.

COMMUTER AIRLINES



COMMUTER AIRLINES SUMMARY



COMMUTER AIRLINES SUMMARY FOR FY 2017-2018

17-18	NUMBER OF LANDINGS	LANDING FEES (a)	NUMBER OF REMAIN OVERNIGHTS	REMAIN OVERNIGHT FEES (b)	OPERATIONS FEES (c)	LATE / PENALTY FEES
DELUX PUBLIC CHARTER (JETSUITEX AIR)	4	\$ 403	1	\$ 109	\$ -	\$ -
SKYWEST	302	50,752	4	454	882	699
TOTALS	306	\$ 51,155	5	\$ 563	\$ 882	\$ 699

17-18	17-18 TOTAL REVENUE	16-17 TOTAL REVENUE	% CHANGE 16-17 TO 17-18	FLIGHTS DEPARTURES	ARRIVALS
DELUX PUBLIC CHARTER (JETSUITEX AIR)	\$ 512	\$ -	N/A	5	4
SKYWEST	52,787	83,625	-36.88%	302	302
TOTALS	\$ 53,299	\$ 83,625	-36.26%	307	306

17-18	PASSENGERS ENPLANED	DEPLANED	AIR FREIGHT (TONS) ENPLANED	DEPLANED
DELUX PUBLIC CHARTER (JETSUITEX AIR)	79	44	-	-
SKYWEST	18,520	19,620	-	-
TOTALS	18,599	19,664	-	-

NOTE:

a - Landing fee rate per 1,000 pounds at \$2.30 from May 2017, \$2.68 from November 2017, and \$2.47 from May 2018.

b - Remain overnight fee rate per night at \$108.50 from May 2017, \$114.97 from November 2017, and \$108.93 from May 2018.

c - Operations fee rate per operations on apron at \$2.87 from May 2017, \$3.00 from November 2017, and \$2.84 from May 2018.

DELUX PUBLIC CHARTER
dba JETSUITEX AIR
COMMUTER AIRLINE OPERATING LICENSE
LICENSE EXPIRES 12/31/2018

17-18	NUMBER OF LANDINGS	LANDING FEES (b)	NUMBER OF REMAIN OVERNIGHTS	REMAIN OVERNIGHT FEES (c)	LATE / PENALTY FEES	17-18 MONTHLY REVENUE
JULY	-	\$ -	-	\$ -	\$ -	\$ -
AUGUST	-	-	-	-	-	-
SEPTEMBER	-	-	-	-	-	-
OCTOBER	-	-	-	-	-	-
NOVEMBER	-	-	-	-	-	-
DECEMBER	-	-	-	-	-	-
JANUARY	-	-	-	-	-	-
FEBRUARY	-	-	-	-	-	-
MARCH	-	-	-	-	-	-
APRIL	-	-	-	-	-	-
MAY	-	-	-	-	-	-
JUNE	4	403	1	109	-	512
TOTALS	4	\$ 403	1	\$ 109	\$ -	\$ 512

17-18	16-17 MONTHLY REVENUE	% CHANGE 16-17 TO 17-18	FLIGHTS DEPARTURES	ARRIVALS	PASSENGERS ENPLANED	DEPLANED	AIR FREIGHT (TONS) ENPLANED	DEPLANED
JULY	\$ -	N/A	-	-	-	-	-	-
AUGUST	-	N/A	-	-	-	-	-	-
SEPTEMBER	-	N/A	-	-	-	-	-	-
OCTOBER	-	N/A	-	-	-	-	-	-
NOVEMBER	-	N/A	-	-	-	-	-	-
DECEMBER	-	N/A	-	-	-	-	-	-
JANUARY	-	N/A	-	-	-	-	-	-
FEBRUARY	-	N/A	-	-	-	-	-	-
MARCH	-	N/A	-	-	-	-	-	-
APRIL	-	N/A	-	-	-	-	-	-
MAY	-	N/A	-	-	-	-	-	-
JUNE	-	N/A	5	4	79	44	-	-
TOTALS	\$ -	N/A	5	4	79	44	-	-

NOTE:

a - License effective June 5, 2018.

b - Landing fee rate per 1,000 pounds at \$2.47 from May 2018.

c - Remain overnight fee rate per night at \$108.93 from May 2018.

SKYWEST AIRLINES
COMMUTER AIRLINE OPERATING LICENSE
MONTH TO MONTH

17-18	NUMBER OF LANDINGS	LANDING FEES (b)	NUMBER OF REMAIN OVERNIGHTS	REMAIN OVERNIGHT FEES (c)	OPERATIONS FEES (d)	LATE / PENALTY FEES	17-18 MONTHLY REVENUE
JULY	20	\$ 3,082	-	\$ -	\$ 57	\$ -	\$ 3,139
AUGUST	23	3,544	-	-	66	171	3,781
SEPTEMBER	29	4,423	-	-	83	-	4,506
OCTOBER	29	4,469	-	-	83	-	4,552
NOVEMBER	19	3,412	1	115	57	-	3,584
DECEMBER	25	4,489	2	230	72	-	4,791
JANUARY	28	5,028	-	-	87	-	5,115
FEBRUARY	15	2,693	-	-	45	-	2,738
MARCH	25	4,489	-	-	75	-	4,564
APRIL	28	5,028	-	-	84	-	5,112
MAY	29	4,799	-	-	82	179	5,060
JUNE	32	5,296	1	109	91	349	5,845
TOTALS	302	\$ 50,752	4	\$ 454	\$ 882	\$ 699	\$ 52,787

17-18	16-17 MONTHLY REVENUE	% CHANGE 16-17 TO 17-18	FLIGHTS		PASSENGERS		AIR FREIGHT (TONS)	
			DEPARTURES	ARRIVALS	ENPLANED	DEPLANED	ENPLANED	DEPLANED
JULY	\$ 11,816	-73.43%	20	20	1,359	1,380	-	-
AUGUST	11,326	-66.62%	23	23	1,291	1,370	-	-
SEPTEMBER	11,987	-62.41%	29	29	1,704	1,485	-	-
OCTOBER	7,300	-37.64%	29	29	1,774	1,654	-	-
NOVEMBER	7,720	-53.58%	19	19	1,080	1,311	-	-
DECEMBER	6,123	-21.75%	24	25	1,516	1,732	-	-
JANUARY	4,639	10.26%	29	28	1,675	1,949	-	-
FEBRUARY	3,860	-29.07%	15	15	957	1,032	-	-
MARCH	5,202	-12.26%	25	25	1,495	1,679	-	-
APRIL	4,196	21.83%	28	28	1,815	1,915	-	-
MAY	5,374	-5.84%	29	29	1,766	2,006	-	-
JUNE	4,082	43.19%	32	32	2,088	2,107	-	-
TOTALS	\$ 83,625	-36.88%	302	302	18,520	19,620	-	-

NOTE:

a - Lease effective December 13, 2016.

b - Landing fee rate per 1,000 pounds at \$2.30 from May 2017, \$2.68 from November 2017, and \$2.47 from May 2018.

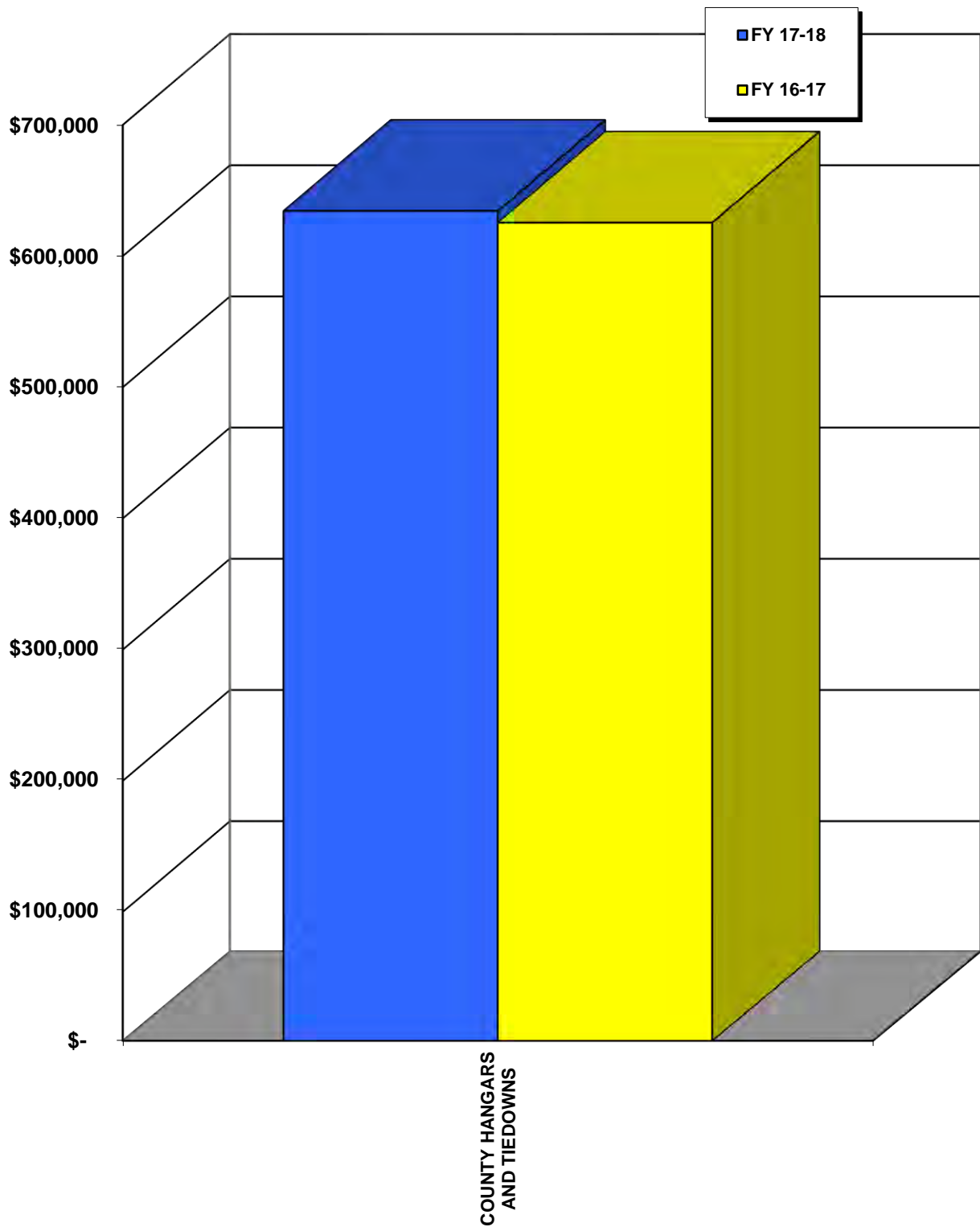
c - Remain overnight fee rate per night at \$108.50 from May 2017, \$114.97 from November 2017, and \$108.93 from May 2018.

d - Operations fee rate per operations on apron at \$2.87 from May 2017, \$3.00 from November 2017, and \$2.84 from May 2018.

COUNTY HANGARS AND TIEDOWNS



COUNTY HANGARS AND TIEDOWNS SUMMARY



COUNTY HANGARS AND TIEDOWNS

17-18	COUNTY HANGAR REVENUE	COUNTY TIEDOWN REVENUE	COUNTY SHADED TIEDOWN REVENUE	LATE / PENALTY FEES	17-18 MONTHLY REVENUE (a)	16-17 MONTHLY REVENUE (a)	% CHANGE 16-17 TO 17-18
JULY	\$ 2,316	\$ 27,520	\$ 11,100	\$ 162	\$ 41,098	\$ 42,172	-2.55%
AUGUST	1,716	32,871	25,357	140	60,084	53,336	12.65%
SEPTEMBER	1,551	24,642	8,400	95	34,688	45,404	-23.60%
OCTOBER	3,867	43,027	23,746	188	70,828	48,440	46.22%
NOVEMBER	1,755	16,339	9,000	28	27,122	52,693	-48.53%
DECEMBER	2,702	37,849	20,400	219	61,170	49,102	24.58%
JANUARY	1,730	40,360	16,501	105	58,696	57,762	1.62%
FEBRUARY	2,316	26,885	13,893	148	43,242	39,617	9.15%
MARCH	2,670	37,557	23,135	668	64,030	69,951	-8.46%
APRIL	2,902	39,649	18,775	203	61,529	41,016	50.01%
MAY	2,519	29,058	14,700	46	46,323	61,943	-25.22%
JUNE	2,908	42,308	20,235	175	65,626	64,122	2.35%
TOTALS	\$ 28,952	\$ 398,065	\$ 205,242	\$ 2,177	\$ 634,436	\$ 625,558	1.42%

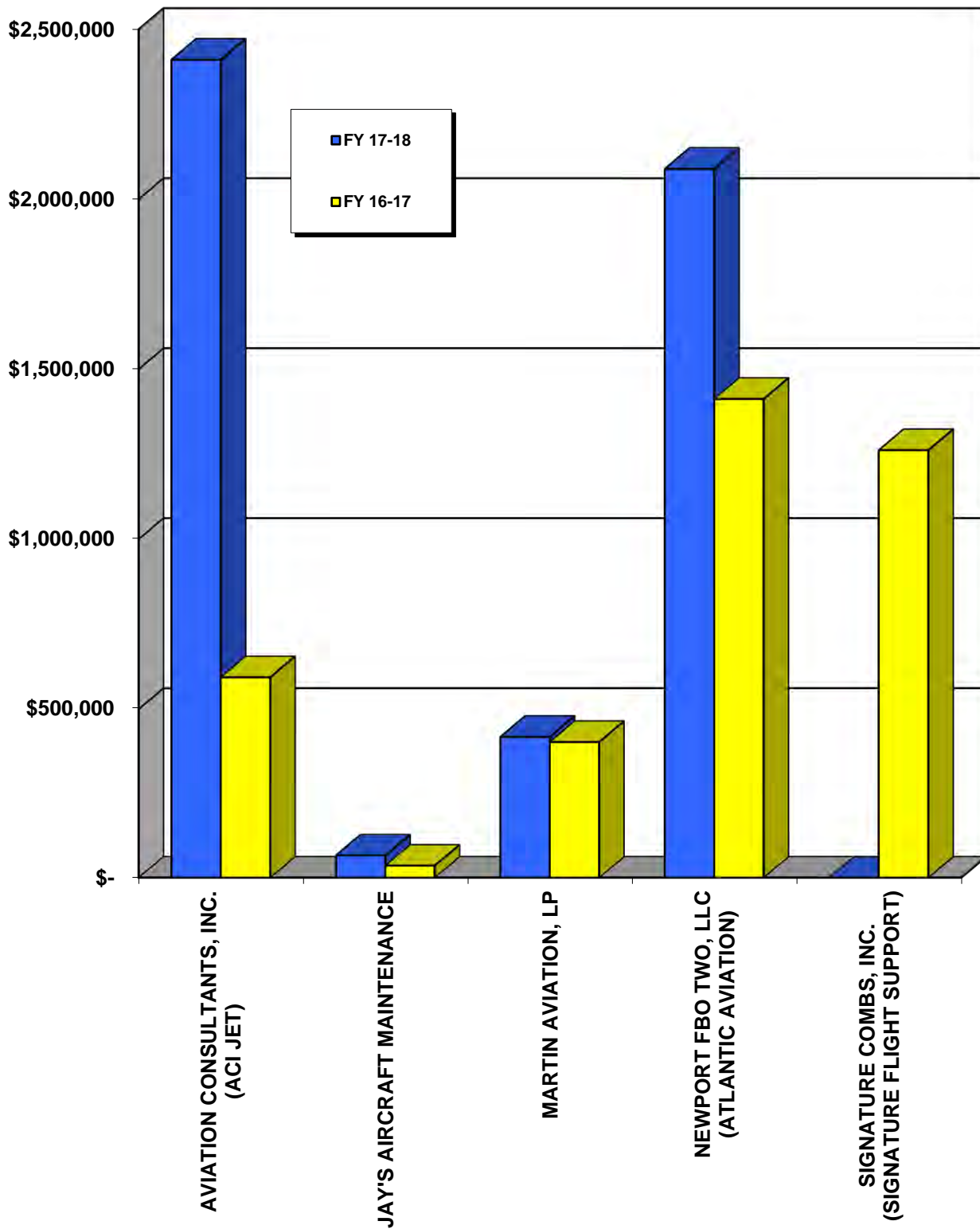
NOTE:

a - For consistency between prior year Revenue Reports, County Hangar and Tiedown revenue are presented on a cash basis.

FIXED BASE OPERATORS



FIXED-BASE OPERATORS SUMMARY



FIXED-BASE OPERATORS SUMMARY FOR FY 2017-2018

LESSEE	FBO GROUND RENT	FUEL STORAGE RENT	EQUIPMENT STORAGE RENT	FUEL FLOWAGE FEES	TRANSIENT PARKING FEES	RENTAL CAR FEES
AVIATION CONSULTANTS, INC. (ACI JET)	\$ 2,072,901	\$ 35,850	\$ -	\$ 245,261	\$ 30,368	\$ 22,464
JAY'S AIRCRAFT MAINTENANCE	66,208	-	-	-	-	-
MARTIN AVIATION, LP NEWPORT FBO TWO, LLC (ATLANTIC AVIATION)	417,554	-	718	-	-	-
SIGNATURE COMBS, INC. (SIGNATURE FLIGHT SUPPORT)	1,471,884	37,180	-	351,645	167,966	50,390
	-	-	-	-	-	-
TOTALS	\$ 4,028,547	\$ 73,030	\$ 718	\$ 596,906	\$ 198,334	\$ 72,854

LESSEE	AIRLINE SERVICES FEES	LATE / PENALTY FEES	17-18 TOTAL REVENUE	16-17 TOTAL REVENUE	% CHANGE 16-17 TO 17-18
AVIATION CONSULTANTS, INC. (ACI JET)	\$ 1,500	\$ 2,045	\$ 2,410,389	\$ 593,604	306.06%
JAY'S AIRCRAFT MAINTENANCE	-	-	66,208	35,776	85.06%
MARTIN AVIATION, LP NEWPORT FBO TWO, LLC (ATLANTIC AVIATION)	-	-	418,272	403,086	3.77%
SIGNATURE COMBS, INC. (SIGNATURE FLIGHT SUPPORT)	1,500	8,578	2,089,143	1,412,219	47.93%
	-	-	-	1,261,502	-100.00%
TOTALS	\$ 3,000	\$ 10,623	\$ 4,984,012	\$ 3,706,187	34.48%

LESSEE	LUBRICANT	FUEL DELIVERED - GALLONS				
	DELIVERED - GALLONS	100LL	JET-A	DIESEL	MOGAS	TOTAL
AVIATION CONSULTANTS, INC. (ACI JET)	203	289,257	3,782,648	-	15,429	4,087,334
NEWPORT FBO TWO, LLC (ATLANTIC AVIATION)	600	95,311	5,734,912	16,178	13,326	5,859,727
TOTALS	803	384,568	9,517,560	16,178	28,755	9,947,061

PM 1121-223-26, 26.1 (a)
PM 1121-281-30, 31 (a), (b)
PM 1121-360-157 (a), (c)

AVIATION CONSULTANTS, INC.
dba ACI JET
FBO LEASE

LEASE EXPIRES 12/31/2018

		FBO	FUEL	FUEL	TRANSIENT	RENTAL	RENTAL	AIRLINE	AIRLINE	LATE /
		GROUND	STORAGE	FLOWAGE	PARKING	CAR	CAR	SERVICES	SERVICES	PENALTY
		RENT (d)	RENT (e)	FEES	FEES	GROSS	FEES	GROSS	FEES	FEES
17-18										
JULY	\$	172,025	\$ 2,975	\$ 18,567	\$ 2,673	\$ 41,335	\$ 4,134	\$ -	\$ 125	\$ -
AUGUST		172,025	2,975	21,961	2,435	21,111	2,111	-	125	-
SEPTEMBER		172,025	2,975	17,733	2,508	23,100	2,310	-	125	-
OCTOBER		172,025	2,975	19,115	2,065	14,155	1,416	-	125	-
NOVEMBER		172,025	2,975	17,465	2,075	13,920	1,392	-	125	-
DECEMBER		172,025	2,975	20,701	2,680	8,966	897	-	125	-
JANUARY		172,025	2,975	18,231	2,543	19,290	1,929	-	125	-
FEBRUARY		172,025	2,975	18,917	2,045	8,348	835	-	125	2,045
MARCH		172,025	2,975	20,606	2,828	18,580	1,858	-	125	-
APRIL		174,892	3,025	23,402	2,570	18,210	1,821	-	125	-
MAY		174,892	3,025	23,578	2,918	16,169	1,617	-	125	-
JUNE		174,892	3,025	24,985	3,028	21,436	2,144	-	125	-
TOTALS	\$	2,072,901	\$ 35,850	\$ 245,261	\$ 30,368	\$ 224,620	\$ 22,464	\$ -	\$ 1,500	\$ 2,045

		17-18	16-17	% CHANGE	LUBRICANT	FUEL DELIVERED - GALLONS				
		MONTHLY	MONTHLY	16-17 TO	DELIVERED					
		REVENUE	REVENUE	17-18	- GALLONS	100LL	JET-A	DIESEL	MOGAS	TOTAL
17-18										
JULY	\$	200,499	\$ -	N/A	-	25,186	284,265	-	-	309,451
AUGUST		201,632	-	N/A	-	30,798	332,448	-	2,771	366,017
SEPTEMBER		197,676	-	N/A	-	21,837	273,706	-	-	295,543
OCTOBER		197,721	-	N/A	60	31,287	284,244	-	2,946	318,477
NOVEMBER		196,057	-	N/A	38	21,856	269,157	-	-	291,013
DECEMBER		199,403	-	N/A	36	25,658	317,130	-	2,163	344,951
JANUARY		197,828	-	N/A	-	18,030	283,145	-	2,683	303,858
FEBRUARY		198,967	-	N/A	-	21,332	293,959	-	-	315,291
MARCH		200,417	-	N/A	27	17,463	325,930	-	-	343,393
APRIL		205,835	200,716	2.55%	24	26,721	360,592	-	2,683	389,996
MAY		206,155	196,017	5.17%	-	22,383	368,394	-	2,183	392,960
JUNE		208,199	196,871	5.75%	18	26,706	389,678	-	-	416,384
TOTALS	\$	2,410,389	\$ 593,604	306.06%	203	289,257	3,782,648	-	15,429	4,087,334

NOTE:

a - Lease effective April 1, 2017.

b - ACI Jet's Transient Parking licenses (East and West) are month-to-month.

c - ACI Jet's Airline Related Services license is month-to-month. Greater of monthly minimum of \$125 or 10% of monthly ramp services gross receipts

d - Effective April 2018, monthly rent increased from \$172,025 to \$174,892.

e - Effective April 2018, monthly rent increased from \$2,975 to \$3,025.

*JAY'S AIRCRAFT MAINTENANCE
FBO LEASE*

LEASE EXPIRES 12/31/2018

	17-18	FBO GROUND RENT (a)	LATE / PENALTY FEES	17-18 MONTHLY REVENUE	16-17 MONTHLY REVENUE	% CHANGE 16-17 TO 17-18
JULY		\$ 5,500	\$ -	\$ 5,500	\$ 2,546	116.03%
AUGUST		5,500	-	5,500	2,546	116.03%
SEPTEMBER		5,500	-	5,500	2,546	116.03%
OCTOBER		5,500	-	5,500	2,546	116.03%
NOVEMBER		5,500	-	5,500	2,546	116.03%
DECEMBER		5,500	-	5,500	2,546	116.03%
JANUARY		5,500	-	5,500	2,546	116.03%
FEBRUARY		5,500	-	5,500	2,546	116.03%
MARCH		5,500	-	5,500	2,592	112.19%
APRIL		5,500	-	5,500	2,592	112.19%
MAY		5,588	-	5,588	4,724	18.29%
JUNE		5,620	-	5,620	5,500	2.18%
TOTALS		\$ 66,208	\$ -	\$ 66,208	\$ 35,776	85.06%

NOTE:

a - Effective May 9, 2018, monthly rent increased from \$5,500 to \$5,620.

PM 1121-223-20
PM 1121-223-24

MARTIN AVIATION, LP
FBO LEASE
LEASE EXPIRES 08/31/2026

17-18	FBO GROUND RENT (a)	EQUIPMENT STORAGE RENT (b)	LATE / PENALTY FEES	17-18 MONTHLY REVENUE	16-17 MONTHLY REVENUE	% CHANGE 16-17 TO 17-18
JULY	\$ 34,167	\$ 59	\$ -	\$ 34,226	\$ 30,413	12.54%
AUGUST	34,167	59	-	34,226	30,413	12.54%
SEPTEMBER	34,922	60	-	34,982	34,226	2.21%
OCTOBER	34,922	60	-	34,982	34,226	2.21%
NOVEMBER	34,922	60	-	34,982	34,226	2.21%
DECEMBER	34,922	60	-	34,982	34,226	2.21%
JANUARY	34,922	60	-	34,982	34,226	2.21%
FEBRUARY	34,922	60	-	34,982	34,226	2.21%
MARCH	34,922	60	-	34,982	34,226	2.21%
APRIL	34,922	60	-	34,982	34,226	2.21%
MAY	34,922	60	-	34,982	34,226	2.21%
JUNE	34,922	60	-	34,982	34,226	2.21%
TOTALS	\$ 417,554	\$ 718	\$ -	\$ 418,272	\$ 403,086	3.77%

NOTE:

a - Effective September 2017, monthly rent increased from \$34,167 to \$34,922.

b - Effective September 2017, monthly rent increased from \$59 to \$60.

PM 1121-223-25, 25.1, 25.2 (a)
PM 1121-281-28 (b)
PM 1121-360-152 (c)

NEWPORT FBO TWO, LLC
dba ATLANTIC AVIATION
FBO LEASE

LEASE EXPIRES 12/31/2018

	FBO	FUEL	FUEL	TRANSIENT	RENTAL	RENTAL	AIRLINE	AIRLINE	LATE /
17-18	GROUND	STORAGE	FLOWAGE	PARKING	CAR	CAR	SERVICES	SERVICES	PENALTY
	RENT (d)	RENT (e)	FEES	FEES	GROSS	FEES	GROSS	FEES	FEES
JULY	\$ 121,938	\$ 3,063	\$ 30,821	\$ 16,540	\$ 54,906	\$ 5,491	\$ -	\$ 125	\$ -
AUGUST	121,938	3,063	34,067	18,303	60,389	6,039	-	125	1,975
SEPTEMBER	121,938	3,063	31,915	15,108	35,112	3,511	-	125	2,653
OCTOBER	121,938	3,063	32,193	14,070	40,894	4,089	-	125	-
NOVEMBER	121,938	3,063	26,881	12,608	37,858	3,786	-	125	1,975
DECEMBER	121,938	3,063	29,779	14,648	33,821	3,382	-	125	-
JANUARY	121,938	3,063	26,466	12,095	46,818	4,682	-	125	-
FEBRUARY	121,938	3,063	27,883	13,058	31,484	3,148	-	125	-
MARCH	124,095	3,169	30,763	13,835	38,508	3,851	-	125	-
APRIL	124,095	3,169	24,780	11,273	33,086	3,309	-	125	-
MAY	124,095	3,169	27,091	12,535	35,869	3,587	-	125	1,975
JUNE	124,095	3,169	29,006	13,893	55,148	5,515	-	125	-
TOTALS	\$ 1,471,884	\$ 37,180	\$ 351,645	\$ 167,966	\$ 503,893	\$ 50,390	\$ -	\$ 1,500	\$ 8,578

	17-18	16-17	% CHANGE	LUBRICANT	FUEL DELIVERED - GALLONS				
17-18	MONTHLY	MONTHLY	16-17 TO	DELIVERED					
	REVENUE	REVENUE	17-18	- GALLONS	100LL	JET-A	DIESEL	MOGAS	TOTAL
JULY	\$ 177,978	\$ 93,772	89.80%	50	15,627	497,976	-	-	513,603
AUGUST	185,510	94,136	97.07%	50	-	567,699	-	-	567,699
SEPTEMBER	178,313	91,090	95.75%	50	15,683	509,258	3,948	2,943	531,832
OCTOBER	175,478	93,832	87.01%	50	-	528,962	4,061	3,450	536,473
NOVEMBER	170,376	90,555	88.15%	50	8,064	439,861	-	-	447,925
DECEMBER	172,935	91,165	89.69%	50	7,909	488,318	-	-	496,227
JANUARY	168,369	90,365	86.32%	50	7,899	425,462	4,189	3,469	441,019
FEBRUARY	169,215	87,123	94.23%	50	8,035	456,591	-	-	464,626
MARCH	175,838	162,628	8.12%	50	7,966	504,665	-	-	512,631
APRIL	166,751	168,412	-0.99%	50	8,452	397,018	3,980	3,464	412,914
MAY	172,577	170,512	1.21%	50	7,821	443,604	-	-	451,425
JUNE	175,803	178,629	-1.58%	50	7,855	475,498	-	-	483,353
TOTALS	\$ 2,089,143	\$ 1,412,219	47.93%	600	95,311	5,734,912	16,178	13,326	5,859,727

NOTE:

a - Lease effective March 1, 2017.

b - Atlantic Aviation's Transient Parking license is month-to-month.

c - Atlantic Aviation's Airline Related Services license is month-to-month. Greater of monthly minimum of \$125 or 10% of monthly ramp services gross receipts.

d - Effective March 2018, monthly rent increased from \$121,938 to \$124,095.

e - Effective March 2018, monthly rent increased from \$3,063 to 3,169.

PM 1121-223-11, 11.1 (c)
PM 1121-281-26 (c)
PM 1121-360-151 (b)

SIGNATURE COMBS, INC.
dba SIGNATURE FLIGHT SUPPORT
FBO LEASE
LEASE TERMINATED 03/31/2017

17-18	FBO GROUND RENT	FUEL STORAGE RENT	FUEL FLOWAGE FEES	TRANSIENT PARKING FEES	RENTAL CAR GROSS	RENTAL CAR FEES	AIRLINE SERVICES GROSS (a)	AIRLINE SERVICES FEES	LATE / PENALTY FEES
JULY	\$ -	\$ -	\$ -	\$ -	\$ -	\$ -	\$ -	\$ -	\$ -
AUGUST	-	-	-	-	-	-	-	-	-
SEPTEMBER	-	-	-	-	-	-	-	-	-
OCTOBER	-	-	-	-	-	-	-	-	-
NOVEMBER	-	-	-	-	-	-	-	-	-
DECEMBER	-	-	-	-	-	-	-	-	-
JANUARY	-	-	-	-	-	-	-	-	-
FEBRUARY	-	-	-	-	-	-	-	-	-
MARCH	-	-	-	-	-	-	-	-	-
APRIL	-	-	-	-	-	-	-	-	-
MAY	-	-	-	-	-	-	-	-	-
JUNE	-	-	-	-	-	-	-	-	-
TOTALS	\$ -	\$ -	\$ -	\$ -	\$ -	\$ -	\$ -	\$ -	\$ -

17-18	17-18 MONTHLY REVENUE	16-17 MONTHLY REVENUE	% CHANGE 16-17 TO 17-18	LUBRICANT DELIVERED - GALLONS	FUEL DELIVERED - GALLONS				
					100LL	JET-A	DIESEL	MOGAS	TOTAL
JULY	\$ -	\$ 145,969	-100.00%	-	-	-	-	-	-
AUGUST	-	147,592	-100.00%	-	-	-	-	-	-
SEPTEMBER	-	142,755	-100.00%	-	-	-	-	-	-
OCTOBER	-	146,166	-100.00%	-	-	-	-	-	-
NOVEMBER	-	141,003	-100.00%	-	-	-	-	-	-
DECEMBER	-	142,222	-100.00%	-	-	-	-	-	-
JANUARY	-	141,028	-100.00%	-	-	-	-	-	-
FEBRUARY	-	126,842	-100.00%	-	-	-	-	-	-
MARCH	-	127,728	-100.00%	-	-	-	-	-	-
APRIL	-	-	N/A	-	-	-	-	-	-
MAY	-	-	N/A	-	-	-	-	-	-
JUNE	-	197	-100.00%	-	-	-	-	-	-
TOTALS	\$ -	\$ 1,261,502	-100.00%	-	-	-	-	-	-

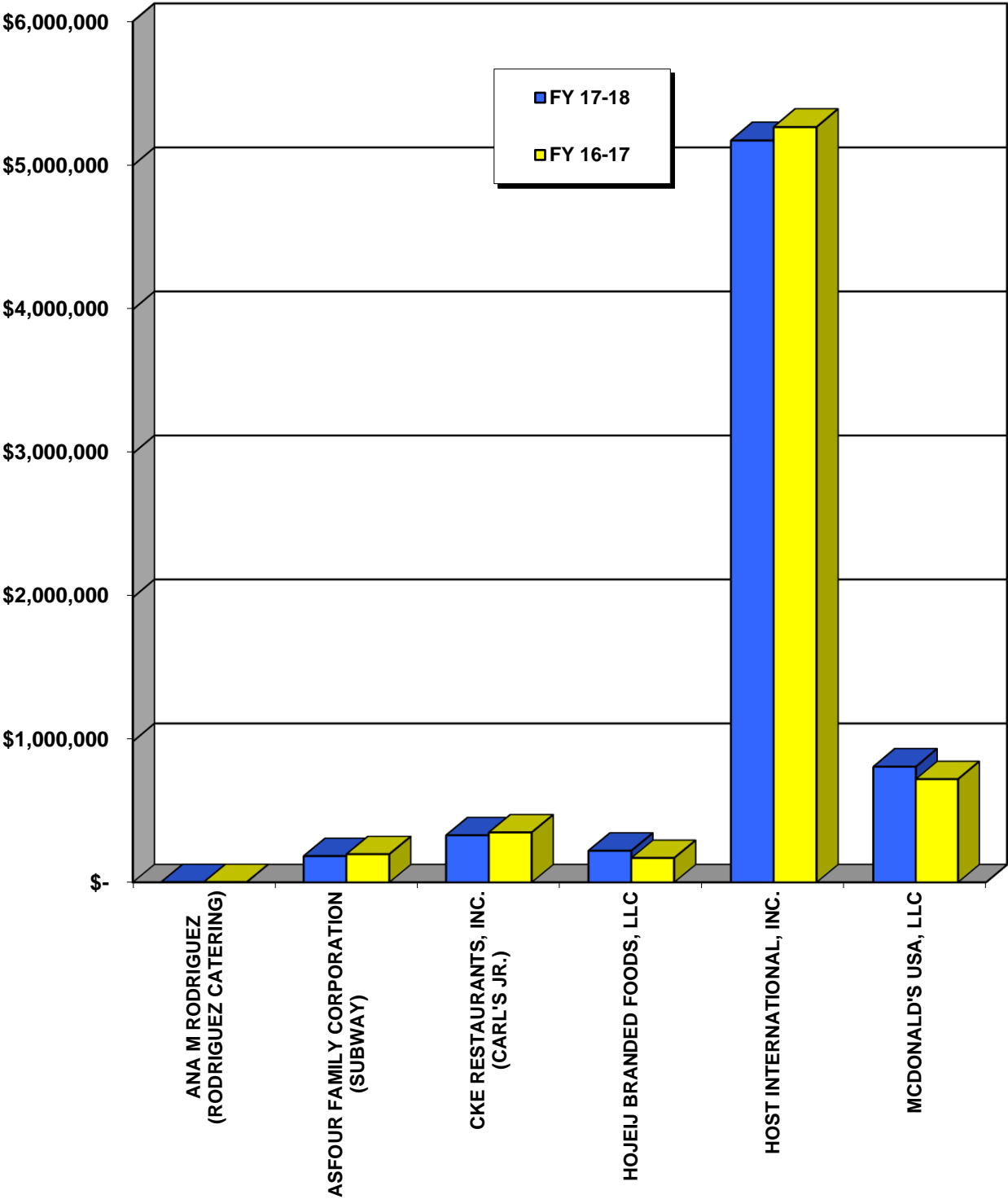
NOTE:

- a - Greater of monthly minimum of \$125 or 10% of monthly ramp services gross receipts.
- b - Ceased operations at John Wayne Airport on January 31, 2017.
- c - Lease terminated March 31, 2017.

FOOD AND BEVERAGE



FOOD AND BEVERAGE SUMMARY



FOOD AND BEVERAGE SUMMARY FOR FY 2017-2018

LESSEE/LICENSEE					
	17-18 REVENUE	LATE / PENALTY FEES	17-18 TOTAL REVENUE	16-17 TOTAL REVENUE	% CHANGE 16-17 TO 17-18
ANA M RODRIGUEZ (RODRIGUEZ CATERING)	\$ 1,636	\$ -	\$ 1,636	\$ 2,160	-24.26%
ASFOUR FAMILY CORPORATION (SUBWAY)	187,120	332	187,452	200,661	-6.58%
CKE RESTAURANTS, INC. (CARL'S JR.)	(a) 333,876	1,750	335,626	355,991	-5.72%
HOJEIJ BRANDED FOODS, LLC	223,692	1,958	225,650	173,542	30.03%
HOST INTERNATIONAL, INC.	5,174,488	-	5,174,488	5,267,551	-1.77%
MCDONALD'S USA, LLC	824,424	-	824,424	735,842	12.04%
TOTALS	\$ 6,745,236	\$ 4,040	\$ 6,749,276	\$ 6,735,747	0.20%

NOTE:

a - Includes auditor adjustments to decrease revenue reported in the 2016-2017 Revenue Report.

MA-280-14011559 (a)

MA-280-17011347 (b)

ANA M RODRIGUEZ
dba RODRIGUEZ CATERING
CONTRACT AGREEMENT - FOOD CATERING TRUCK SERVICES
CONTRACT EXPIRES 04/30/2019

17-18	MONTHLY GROSS RECEIPTS	MINIMUM RENT OR % GROSS (c)	LATE / PENALTY FEES	17-18 MONTHLY REVENUE	16-17 MONTHLY REVENUE	% CHANGE 16-17 TO 17-18
JULY	\$ 4,770	\$ 167	\$ -	\$ 167	\$ 130	28.46%
AUGUST	4,820	169	-	169	215	-21.40%
SEPTEMBER	637	130	-	130	201	-35.32%
OCTOBER	3,020	130	-	130	182	-28.57%
NOVEMBER	3,550	130	-	130	231	-43.72%
DECEMBER	2,860	130	-	130	147	-11.56%
JANUARY	3,200	130	-	130	193	-32.64%
FEBRUARY	2,760	130	-	130	166	-21.69%
MARCH	2,900	130	-	130	184	-29.35%
APRIL	3,200	130	-	130	136	-4.41%
MAY	3,200	130	-	130	172	-24.42%
JUNE	2,700	130	-	130	203	-35.96%
TOTALS	\$ 37,617	\$ 1,636	\$ -	\$ 1,636	\$ 2,160	-24.26%

NOTE:

a - Lease with TGI Catering terminated on February 23, 2017.

b - Lease with Ana M Rodriguez dba Rodriguez Catering effective February 24, 2017.

c - Greater of monthly minimum of \$130 or 3.5% of food catering gross receipts.

ASFOUR FAMILY CORPORATION
dba SUBWAY
LEASE AGREEMENT - SPECIALTY CONCESSION
LEASE EXPIRES 11/17/2019

17-18	MONTHLY GROSS RECEIPTS	MINIMUM RENT OR % GROSS (b),(c)	LATE / PENALTY FEES	17-18 MONTHLY REVENUE	16-17 MONTHLY REVENUE	% CHANGE 16-17 TO 17-18
JULY	\$ 105,760	\$ 15,445	\$ -	\$ 15,445	\$ 20,908	-26.13%
AUGUST	101,013	15,445	-	15,445	19,848	-22.18%
SEPTEMBER (d)	56,772	15,445	-	15,445	16,935	-8.80%
OCTOBER	100,532	15,445	-	15,445	17,745	-12.96%
NOVEMBER	95,114	15,445	-	15,445	17,110	-9.73%
DECEMBER	99,047	16,343	-	16,343	15,445	5.81%
JANUARY	89,449	14,759	332	15,091	15,445	-2.29%
FEBRUARY	85,569	14,119	-	14,119	15,445	-8.59%
MARCH	98,939	16,325	-	16,325	15,445	5.70%
APRIL	100,872	16,644	-	16,644	15,445	7.76%
MAY	92,832	15,317	-	15,317	15,445	-0.83%
JUNE	99,320	16,388	-	16,388	15,445	6.11%
TOTALS	\$ 1,125,219	\$ 187,120	\$ 332	\$ 187,452	\$ 200,661	-6.58%

NOTE:

a - Lease effective November 18, 2011.

b - Greater of minimum annual guarantee of \$185,340 or 16.5% of gross receipts through November 2017.

c - Effective December 2017, greater of minimum annual guarantee of \$181,808 or 16.5% of gross receipts.

d - Closed for 9 days in September 2017 for refurbishment.

CKE RESTAURANTS, INC.
dba CARL'S JR.
LEASE AGREEMENT - FAST FOOD
LEASE EXPIRES 01/05/2022

17-18	MONTHLY GROSS RECEIPTS	MINIMUM RENT OR % GROSS (b),(c)	LATE / PENALTY FEES	17-18 MONTHLY REVENUE	16-17 MONTHLY REVENUE (d)	% CHANGE 16-17 TO 17-18
JULY	\$ 175,356	\$ 28,057	\$ -	\$ 28,057	\$ 32,230	-12.95%
AUGUST	173,090	27,694	-	27,694	32,781	-15.52%
SEPTEMBER	172,400	27,584	-	27,584	30,379	-9.20%
OCTOBER	189,816	30,371	-	30,371	33,972	-10.60%
NOVEMBER	177,460	28,394	-	28,394	33,087	-14.18%
DECEMBER	185,378	29,661	-	29,661	34,149	-13.14%
JANUARY	150,156	24,025	-	24,025	28,963	-17.05%
FEBRUARY	135,281	27,618	-	27,618	22,192	24.45%
MARCH	160,378	27,618	1,750	29,368	26,617	10.34%
APRIL	157,964	27,618	-	27,618	28,066	-1.60%
MAY	161,201	27,618	-	27,618	26,748	3.25%
JUNE	170,543	27,618	-	27,618	26,807	3.03%
TOTALS	\$ 2,009,023	\$ 333,876	\$ 1,750	\$ 335,626	\$ 355,991	-5.72%

NOTE:

a - Lease effective January 6, 2012.

b - Effective February 2017, greater of minimum annual guarantee of \$321,450 or 16% of gross receipts up to \$2.5 million and 16.5% of gross receipts above \$2.5 million.

c - Effective February 2018, greater of minimum annual guarantee of \$331,410 or 16% of gross receipts up to \$2.5 million and 16.5% of gross receipts above \$2.5 million.

d - Includes auditor adjustments to decrease revenue reported in the 2016-2017 Revenue Report.

HOJEIJ BRANDED FOODS, LLC
LEASE AGREEMENT - SPECIALTY CONCESSION

LEASE EXPIRES 07/19/2019

17-18	MONTHLY GROSS RECEIPTS	MINIMUM RENT OR % GROSS (c),(d)	LATE / PENALTY FEES	17-18 MONTHLY REVENUE	16-17 MONTHLY REVENUE	% CHANGE 16-17 TO 17-18
JULY	\$ 113,197	\$ 15,848	\$ -	\$ 15,848	\$ 15,042	5.36%
AUGUST	142,414	17,090	477	17,567	13,077	34.34%
SEPTEMBER	131,789	15,815	429	16,244	13,745	18.18%
OCTOBER	147,000	17,640	456	18,096	15,278	18.44%
NOVEMBER	146,998	17,640	-	17,640	13,454	31.11%
DECEMBER	126,054	15,127	285	15,412	12,839	20.04%
JANUARY	117,058	14,047	-	14,047	11,443	22.76%
FEBRUARY	133,725	16,047	-	16,047	12,404	29.37%
MARCH	175,137	23,420	311	23,731	15,938	48.90%
APRIL	152,254	21,316	-	21,316	14,092	51.26%
MAY	180,805	25,313	-	25,313	17,742	42.67%
JUNE	158,280	24,389	-	24,389	18,488	31.92%
TOTALS	\$ 1,724,711	\$ 223,692	\$ 1,958	\$ 225,650	\$ 173,542	30.03%

NOTE:

a - Lease effective July 20, 2011.

b - Effective August 22, 2017, Consent to Assignment, from Taste, Inc. to Hojeij Branded Foods, LLC, was approved.

c - Effective August 2016, greater of minimum annual guarantee of \$143,957 or 12% of gross receipts up to \$1.0 million, 14% of gross receipts on \$1.0 to \$1.5 million and 16% of gross receipts at or above \$1.5 million.

d - Effective August 2017, greater of minimum annual guarantee of \$147,831 or 12% of gross receipts up to \$1.0 million, 14% of gross receipts on \$1.0 to \$1.5 million and 16% of gross receipts at or above \$1.5 million.

HOST INTERNATIONAL, INC.
LEASE AGREEMENT - PRIMARY FOOD & BEVERAGE
LEASE EXPIRES 09/30/2021

17-18	FOOD & NON ALCOHOLIC BEVERAGE GROSS RECEIPTS	ALCOHOLIC BEVERAGE GROSS RECEIPTS	CONCESSION RELATED MERCHANDISE GROSS RECEIPTS	TOTAL MONTHLY GROSS RECEIPTS	MINIMUM RENT OR % GROSS (a), (b)
JULY	\$ 1,841,866	\$ 590,957	\$ 34,346	\$ 2,467,169	\$ 420,823
AUGUST	1,912,794	687,365	35,158	2,635,317	453,153
SEPTEMBER	1,729,750	684,926	30,874	2,445,550	423,580
OCTOBER	1,940,790	733,134	33,672	2,707,596	467,331
NOVEMBER	1,818,097	696,386	36,024	2,550,507	440,594
DECEMBER	1,771,399	638,808	33,483	2,443,690	420,295
JANUARY	1,662,159	534,806	30,566	2,227,531	380,030
FEBRUARY	1,645,979	564,357	31,360	2,241,696	384,146
MARCH	1,935,139	660,221	37,069	2,632,429	450,941
APRIL	1,847,998	633,631	37,069	2,518,698	431,584
MAY	1,897,047	692,686	39,981	2,629,714	452,630
JUNE	1,923,929	658,979	39,981	2,622,889	449,381
TOTALS	\$ 21,926,947	\$ 7,776,256	\$ 419,583	\$ 30,122,786	\$ 5,174,488

17-18	LATE / PENALTY FEES	17-18 MONTHLY REVENUE	16-17 MONTHLY REVENUE	% CHANGE 16-17 TO 17-18
JULY	\$ -	\$ 420,823	\$ 442,104	-4.81%
AUGUST	-	453,153	454,926	-0.39%
SEPTEMBER	-	423,580	447,193	-5.28%
OCTOBER	-	467,331	480,282	-2.70%
NOVEMBER	-	440,594	441,876	-0.29%
DECEMBER	-	420,295	441,819	-4.87%
JANUARY	-	380,030	405,468	-6.27%
FEBRUARY	-	384,146	381,631	0.66%
MARCH	-	450,941	454,863	-0.86%
APRIL	-	431,584	427,715	0.90%
MAY	-	452,630	445,670	1.56%
JUNE	-	449,381	444,004	1.21%
TOTALS	\$ -	\$ 5,174,488	\$ 5,267,551	-1.77%

NOTE:

- a - Effective December 2016, greater of minimum annual guarantee of \$4,453,269 or 15.5% of food/non-alcoholic beverage, 22% of alcoholic beverage, and 15.5% of concession-related merchandise gross receipts.
- b - Effective December 2017, greater of minimum annual guarantee of \$4,509,408 or 15.5% of food/non-alcoholic beverage, 22% of alcoholic beverage, and 15.5% of concession-related merchandise gross receipts.

MCDONALD'S USA, LLC
LEASE AGREEMENT - FAST FOOD
LEASE EXPIRES 05/13/2022

17-18	FOOD/BEVERAGE		MINIMUM		LATE /		17-18	16-17	% CHANGE
	GROSS		RENT OR %		PENALTY		MONTHLY	MONTHLY	16-17 TO
	RECEIPTS		GROSS (a), (b)		FEES		REVENUE	REVENUE	17-18
JULY	\$	423,230	\$	76,181	\$	-	\$ 76,181	\$ 65,216	16.81%
AUGUST		392,269		70,608		-	70,608	68,382	3.26%
SEPTEMBER		347,743		62,594		-	62,594	59,461	5.27%
OCTOBER		379,315		68,277		-	68,277	65,345	4.49%
NOVEMBER		370,828		66,749		-	66,749	61,353	8.80%
DECEMBER		392,481		70,647		-	70,647	58,800	20.15%
JANUARY		345,906		62,263		-	62,263	57,955	7.43%
FEBRUARY		326,894		58,841		-	58,841	49,855	18.02%
MARCH		398,304		71,695		-	71,695	60,452	18.60%
APRIL		383,214		68,978		-	68,978	60,775	13.50%
MAY		396,497		71,369		-	71,369	61,866	15.36%
JUNE		423,453		76,222		-	76,222	66,382	14.82%
TOTALS	\$	4,580,134	\$	824,424	\$	-	\$ 824,424	\$ 735,842	12.04%

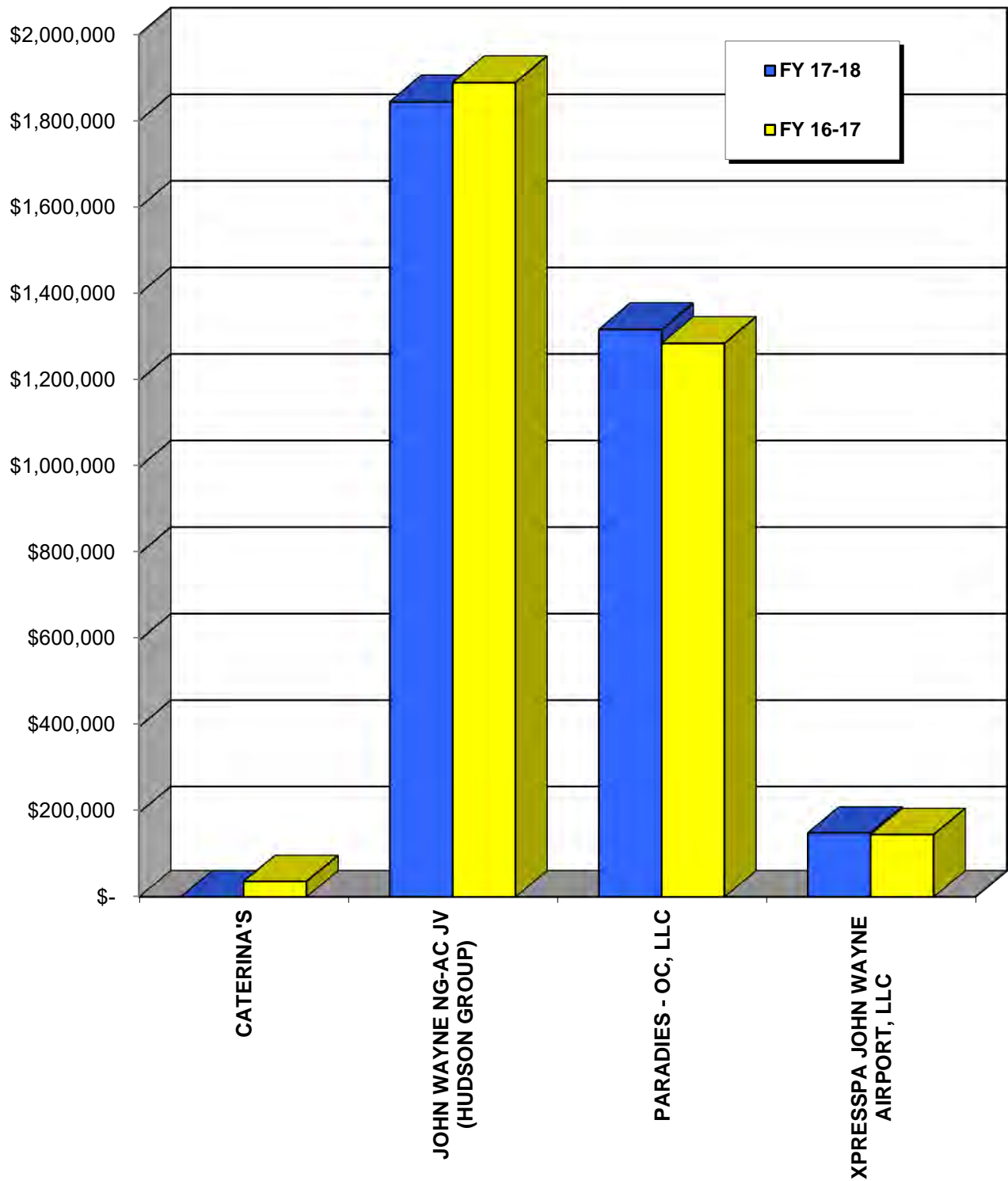
NOTE:

- a - Effective August 2016, greater of minimum annual guarantee of \$662,582 or 18% of food/non-alcoholic beverage gross receipts.
- b - Effective August 2017, greater of minimum annual guarantee of \$680,214 or 18% of food/non-alcoholic beverage gross receipts.

GIFTS, NEWS, SUNDRIES AND SPECIALTY



GIFTS, NEWS, SUNDRIES, & SPECIALTY SUMMARY



GIFTS, NEWS, SUNDRIES & SPECIALTY SUMMARY FOR FY 2017-2018

LESSEE	LATE /		17-18	16-17	% CHANGE
	17-18 REVENUE	PENALTY FEES	TOTAL REVENUE	TOTAL REVENUE	16-17 TO 17-18
CATERINA'S	\$ -	\$ -	\$ -	\$ 36,374	-100.00%
JOHN WAYNE NG-AC JV (HUDSON GROUP)	1,844,103	-	1,844,103	1,888,369	-2.34%
PARADIES - OC, LLC	1,311,034	6,848	1,317,882	1,286,019	2.48%
XPRESSPA JOHN WAYNE AIRPORT, LLC	151,417	288	151,705	147,803	2.64%
TOTALS	\$ 3,306,554	\$ 7,136	\$ 3,313,690	\$ 3,358,565	-1.34%

CATERINA'S
LEASE AGREEMENT-SPECIALTY CONCESSION
LEASE TERMINATED 11/7/2016

17-18	MONTHLY GROSS RECEIPTS	MINIMUM RENT OR 17% GROSS	LATE / PENALTY FEES	17-18 MONTHLY REVENUE	16-17 MONTHLY REVENUE	% CHANGE 16-17 TO 17-18
JULY	\$ -	\$ -	\$ -	\$ -	\$ 13,628	-100.00%
AUGUST	-	-	-	-	13,628	-100.00%
SEPTEMBER	-	-	-	-	9,118	-100.00%
OCTOBER	-	-	-	-	-	N/A
NOVEMBER	-	-	-	-	-	N/A
DECEMBER	-	-	-	-	-	N/A
JANUARY	-	-	-	-	-	N/A
FEBRUARY	-	-	-	-	-	N/A
MARCH	-	-	-	-	-	N/A
APRIL	-	-	-	-	-	N/A
MAY	-	-	-	-	-	N/A
JUNE	-	-	-	-	-	N/A
TOTALS	\$ -	\$ -	\$ -	\$ -	\$ 36,374	-100.00%

NOTE:

a - Lease terminated November 7, 2016.

JOHN WAYNE NG-AC JV
dba HUDSON GROUP
LEASE AGREEMENT-NEWS & GIFT
& SPECIALTY RETAIL CONCESSION
LEASE EXPIRES 01/20/2022

	NEWS/SUNDRIES	GIFT	SPECIALTY	TOTAL MONTHLY	MINIMUM
17-18	GROSS	GROSS	GROSS	GROSS	RENT OR
	RECEIPTS	RECEIPTS	RECEIPTS	RECEIPTS	% GROSS (a), (b)
JULY	\$ 671,924	\$ 162,389	\$ 91,644	\$ 925,957	\$ 180,162
AUGUST	675,647	140,443	91,451	907,541	174,658
SEPTEMBER	579,760	117,006	66,259	763,025	147,057
OCTOBER	641,789	139,529	85,430	866,748	167,405
NOVEMBER	592,791	102,159	57,022	751,972	143,860
DECEMBER	551,492	96,130	64,399	712,021	135,845
JANUARY	496,418	97,482	58,472	652,372	125,421
FEBRUARY	499,899	112,474	71,293	683,666	132,168
MARCH	590,804	129,523	76,436	796,763	154,077
APRIL	582,423	134,125	80,099	796,647	154,406
MAY	606,171	132,799	90,209	829,179	159,826
JUNE	629,689	141,176	108,964	879,829	169,218
TOTALS	\$ 7,118,807	\$ 1,505,235	\$ 941,678	\$ 9,565,720	\$ 1,844,103

	LATE /	17-18	16-17	% CHANGE
17-18	PENALTY	MONTHLY	MONTHLY	16-17 TO
	FEES	REVENUE	REVENUE	17-18
JULY	\$ -	\$ 180,162	\$ 177,894	1.27%
AUGUST	-	174,658	176,915	-1.28%
SEPTEMBER	-	147,057	154,804	-5.00%
OCTOBER	-	167,405	166,778	0.38%
NOVEMBER	-	143,860	148,389	-3.05%
DECEMBER	-	135,845	142,824	-4.89%
JANUARY	-	125,421	132,486	-5.33%
FEBRUARY	-	132,168	129,496	2.06%
MARCH	-	154,077	162,792	-5.35%
APRIL	-	154,406	160,653	-3.89%
MAY	-	159,826	165,122	-3.21%
JUNE	-	169,218	170,216	-0.59%
TOTALS	\$ -	\$ 1,844,103	\$ 1,888,369	-2.34%

NOTE:

- a - Effective February 2017, greater of minimum annual guarantee of \$1,582,885 or percentage of gross receipts (18% of News/Sundries; 28% of Gifts and 15% of Specialty Retail).
- b - Effective February 2018, greater of minimum annual guarantee of \$1,583,284 or percentage of gross receipts (18% of News/Sundries; 28% of Gifts and 15% of Specialty Retail).

PARADIES - OC, LLC
LEASE AGREEMENT-NEWS & GIFT
& SPECIALTY RETAIL CONCESSION

LEASE EXPIRES 11/13/2021

	NEWS/SUNDRIES	GIFT	SPECIALTY	TOTAL MONTHLY	MINIMUM
17-18	GROSS	GROSS	GROSS	GROSS	RENT OR
	RECEIPTS	RECEIPTS	RECEIPTS	RECEIPTS	% GROSS (a),(b)
JULY	\$ 300,175	\$ 128,056	\$ 59,049	\$ 487,280	\$ 107,490
AUGUST	285,424	105,469	51,377	442,270	107,490
SEPTEMBER	311,357	122,596	45,909	479,862	107,490
OCTOBER	346,733	143,367	52,838	542,938	107,490
NOVEMBER	339,525	114,032	45,601	499,158	107,490
DECEMBER	323,389	110,847	44,760	478,996	110,512
JANUARY	291,204	105,688	39,146	436,038	110,512
FEBRUARY	296,659	120,243	45,321	462,223	110,512
MARCH	350,313	147,290	55,246	552,849	110,512
APRIL	349,935	149,174	60,193	559,302	110,512
MAY	361,589	143,659	59,505	564,753	110,512
JUNE	385,679	156,904	54,510	597,093	110,512
TOTALS	\$ 3,941,982	\$ 1,547,325	\$ 613,455	\$ 6,102,762	\$ 1,311,034

	LATE /	17-18	16-17	% CHANGE
17-18	PENALTY	MONTHLY	MONTHLY	16-17 TO
	FEES	REVENUE	REVENUE	17-18
JULY	\$ 1,712	\$ 109,202	\$ 106,033	2.99%
AUGUST	-	107,490	106,033	1.37%
SEPTEMBER	1,712	109,202	106,033	2.99%
OCTOBER	1,712	109,202	106,033	2.99%
NOVEMBER	-	107,490	106,033	1.37%
DECEMBER	-	110,512	107,490	2.81%
JANUARY	1,712	112,224	109,202	2.77%
FEBRUARY	-	110,512	107,490	2.81%
MARCH	-	110,512	109,202	1.20%
APRIL	-	110,512	107,490	2.81%
MAY	-	110,512	107,490	2.81%
JUNE	-	110,512	107,490	2.81%
TOTALS	\$ 6,848	\$ 1,317,882	\$ 1,286,019	2.48%

NOTE:

a - Effective December 2016, greater of minimum annual guarantee of \$1,289,880 or percentage of gross receipts (17% of News/Sundries; 26% of Gifts; and 12% of Specialty Retail).

b - Effective December 2017, greater of minimum annual guarantee of \$1,326,140 or percentage of gross receipts (17% of News/Sundries; 26% of Gifts; and 12% of Specialty Retail).

XPRESSPA JOHN WAYNE AIRPORT, LLC
LEASE AGREEMENT- SPECIALTY
RETAIL CONCESSION
LEASE EXPIRES 10/31/2018

17-18	BROOKSTONE SALES GROSS RECEIPTS	XPRESSPA SERVICE SALES GROSS RECEIPTS	XPRESSPA RETAIL SALES GROSS RECEIPTS	TOTAL MONTHLY GROSS RECEIPTS	MINIMUM RENT OR % GROSS (b), (c)
JULY	\$ 49,602	\$ 53,003	\$ 8,380	\$ 110,985	\$ 13,570
AUGUST	52,764	53,006	6,555	112,325	13,676
SEPTEMBER	43,896	43,883	5,006	92,785	11,284
OCTOBER	50,101	47,268	5,191	102,560	12,463
NOVEMBER	49,133	43,840	5,499	98,472	12,553
DECEMBER	57,606	37,529	3,789	98,924	12,553
JANUARY	40,272	39,398	2,126	81,796	12,553
FEBRUARY	46,564	40,096	2,676	89,336	12,553
MARCH	43,603	50,709	2,931	97,243	12,553
APRIL	35,366	50,563	3,235	89,164	12,553
MAY	39,659	45,641	4,565	89,865	12,553
JUNE	45,746	38,690	7,330	91,766	12,553
TOTALS	\$ 554,312	\$ 543,626	\$ 57,283	\$ 1,155,221	\$ 151,417

17-18	LATE / PENALTY FEES	17-18 MONTHLY REVENUE	16-17 MONTHLY REVENUE	% CHANGE 16-17 TO 17-18
JULY	\$ -	\$ 13,570	\$ 12,838	5.70%
AUGUST	-	13,676	11,946	14.48%
SEPTEMBER	-	11,284	11,392	-0.95%
OCTOBER	-	12,463	13,658	-8.75%
NOVEMBER	-	12,553	11,081	13.28%
DECEMBER	-	12,553	11,681	7.47%
JANUARY	-	12,553	11,261	11.47%
FEBRUARY	-	12,553	11,005	14.07%
MARCH	-	12,553	12,752	-1.56%
APRIL	-	12,553	13,179	-4.75%
MAY	-	12,553	12,892	-2.63%
JUNE	288	12,841	14,118	-9.05%
TOTALS	\$ 288	\$ 151,705	\$ 147,803	2.64%

NOTE:

a - Lease effective November 1, 2013.

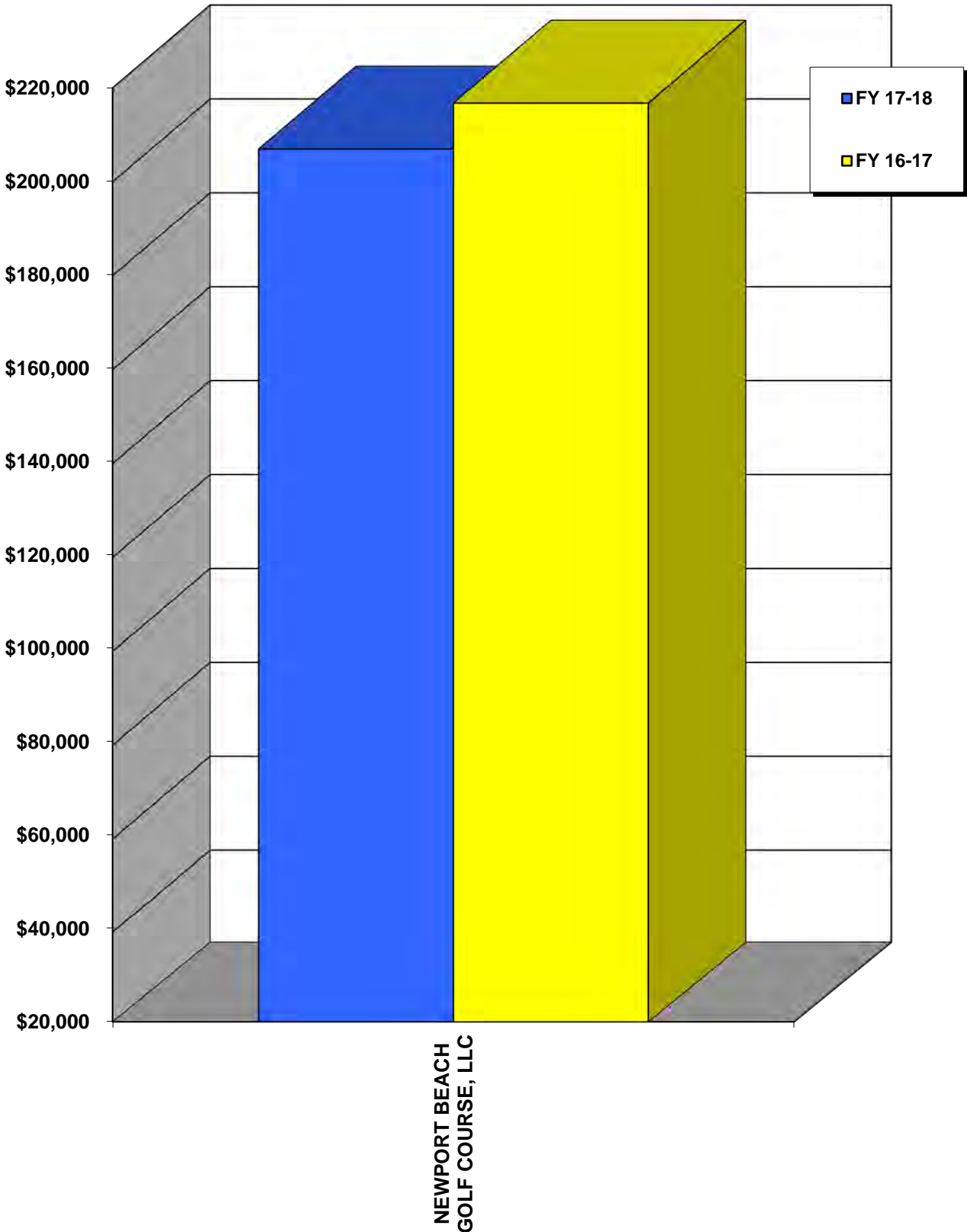
b - Effective November 2016, greater of minimum annual guarantee of \$146,916 or percentage of gross receipts (12% of Brookstone sales, 12% of XpresSpa service sales and 15% of XpresSpa retail sales).

c - Effective November 2017, greater of minimum annual guarantee of \$150,640 or percentage of gross receipts (12% of Brookstone sales, 12% of XpresSpa service sales and 15% of XpresSpa retail sales).

GOLF COURSE



NEWPORT BEACH GOLF COURSE



NEWPORT BEACH GOLF COURSE, LLC

GOLF COURSE LEASE

LEASE EXPIRES 11/30/2020

	RESTAURANT	PRO SHOP	GOLF LESSONS	GOLF	SPECIAL EVENTS	RESTAURANT	PRO SHOP
17-18	GR. RECEIPTS	GR. RECEIPTS	GR. RECEIPTS	REVENUE	GR. RECEIPTS	GR. RECEIPTS	GR. RECEIPTS
	(SALES)	(SALES)	(SALES)	GR. RECEIPTS	(SALES)	(RENT)	(RENT)
JULY	\$ -	\$ 120,630	\$ 9,652	\$ 164,067	\$ -	\$ -	\$ 4,500
AUGUST	-	117,700	9,978	171,718	-	-	4,500
SEPTEMBER	-	113,813	8,435	136,079	-	-	4,500
OCTOBER	-	118,739	6,525	142,694	-	-	4,500
NOVEMBER	-	102,283	10,050	132,035	-	-	4,500
DECEMBER	-	122,497	10,350	109,243	-	-	4,500
JANUARY	-	98,622	6,300	117,667	-	-	4,500
FEBRUARY	-	92,551	8,625	124,522	-	-	4,500
MARCH	-	122,607	7,325	101,629	-	-	4,500
APRIL	-	123,397	5,475	121,758	-	-	4,500
MAY	-	116,113	-	152,936	-	-	4,500
JUNE	-	126,405	-	158,233	-	-	4,500
TOTALS	\$ -	\$ 1,375,357	\$ 82,715	\$ 1,632,581	\$ -	\$ -	\$ 54,000

17-18	TOTAL MONTHLY GROSS RECEIPTS	RESTAURANT (SALES) (3.5% GROSS)	PRO SHOP (SALES) (2.5% GROSS)	GOLF LESSONS (SALES) (7.5% GROSS)	GOLF REVENUE (10% GROSS)	SPECIAL EVENTS (7.5% GROSS)	RESTAURANT (RENT) (3.5% GROSS)	PRO SHOP (RENT) (2.5% GROSS)
JULY	\$ 298,849	\$ -	\$ 3,016	\$ 724	\$ 16,407	\$ -	\$ -	\$ 113
AUGUST	303,896	-	2,943	748	17,172	-	-	113
SEPTEMBER	262,827	-	2,845	633	13,608	-	-	113
OCTOBER	272,458	-	2,968	489	14,269	-	-	113
NOVEMBER	248,868	-	2,557	754	13,204	-	-	113
DECEMBER	246,590	-	3,062	776	10,924	-	-	113
JANUARY	227,089	-	2,466	473	11,767	-	-	113
FEBRUARY	230,198	-	2,314	647	12,452	-	-	113
MARCH	236,061	-	3,065	549	10,163	-	-	113
APRIL	255,130	-	3,085	411	12,176	-	-	113
MAY	273,549	-	2,903	-	15,294	-	-	113
JUNE	289,138	-	3,160	-	15,823	-	-	113
TOTALS	\$ 3,144,653	\$ -	\$ 34,384	\$ 6,204	\$ 163,259	\$ -	\$ -	\$ 1,356


17-18	MINIMUM RENT OR % GROSS (a), (b)	LATE / PENALTY FEES	17-18 MONTHLY REVENUE	16-17 MONTHLY REVENUE	% CHANGE 16-17 TO 17-18
JULY	\$ 20,260	\$ -	\$ 20,260	\$ 18,527	9.35%
AUGUST	20,976	-	20,976	18,527	13.22%
SEPTEMBER	17,199	841	18,040	18,527	-2.63%
OCTOBER	17,839	415	18,254	18,527	-1.47%
NOVEMBER	16,628	-	16,628	14,167	17.37%
DECEMBER	14,772	-	14,772	18,231	-18.97%
JANUARY	14,772	-	14,772	14,293	3.35%
FEBRUARY	14,772	-	14,772	13,179	12.09%
MARCH	14,772	-	14,772	19,178	-22.97%
APRIL	14,772	-	14,772	19,130	-22.78%
MAY	19,317	-	19,317	21,992	-12.16%
JUNE	19,317	315	19,632	22,475	-12.65%
TOTALS	\$ 205,396	\$ 1,571	\$ 206,967	\$ 216,753	-4.51%

NOTE:

a - Effective December 2016, the greater of minimum annual guarantee of \$198,918 (payable in monthly installments of \$14,366 for December 2016-April 2017, \$18,787 from May 2017-October 2017 and \$14,366 for November 2017) or percentage of gross receipts.

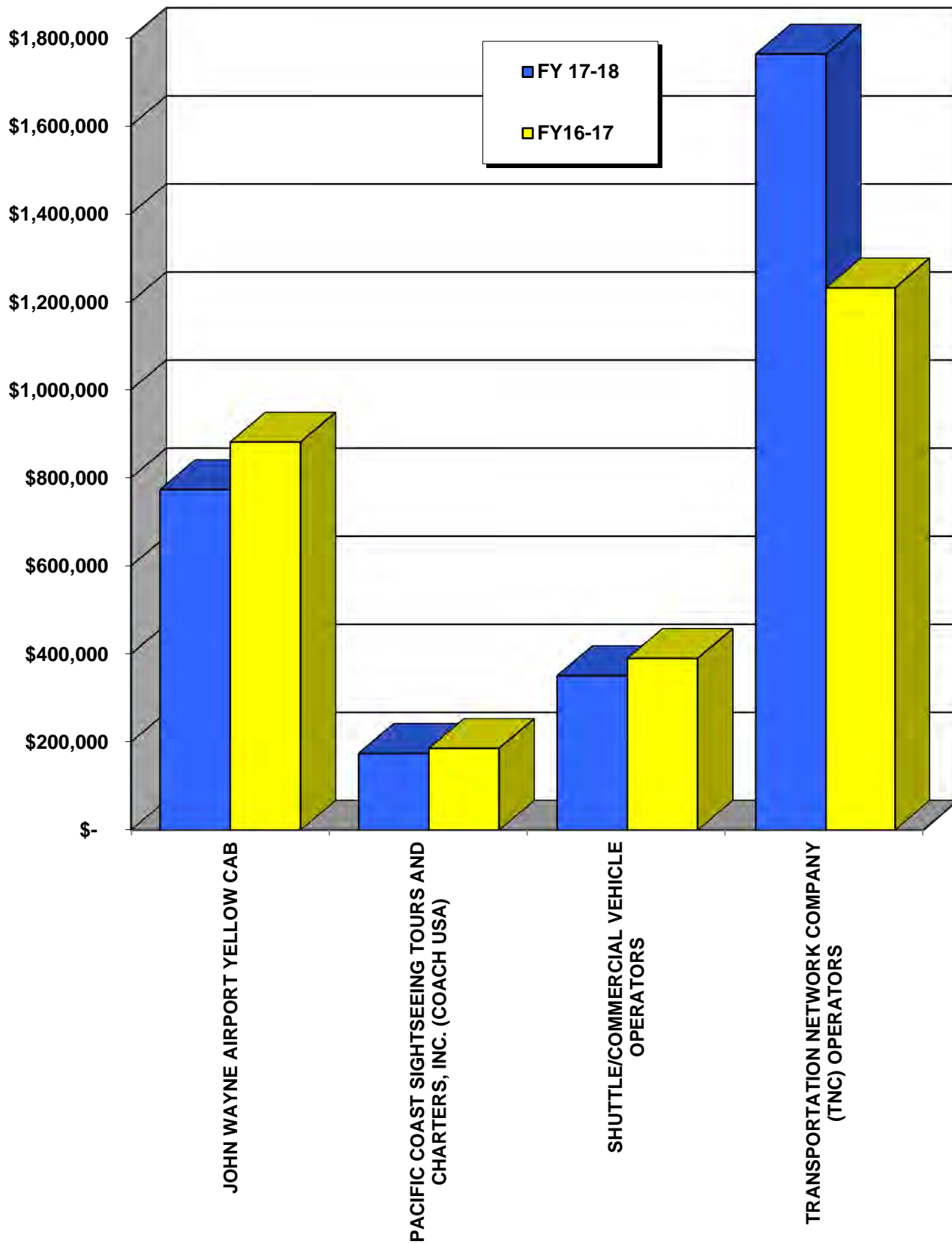
b - Effective December 2017, the greater of minimum annual guarantee of \$204,536 (payable in monthly installments of \$14,772 for December 2017-April 2018, \$19,317 from May 2018-October 2018 and \$14,772 for November 2018) or percentage of gross receipts.

GROUND TRANSPORTATION



GROUND
TRANSPORTATION

GROUND TRANSPORTATION SUMMARY



GROUND TRANSPORTATION SUMMARY FOR FY 2017-2018

LESSEE/LICENSEE	LATE /		17-18	16-17	% CHANGE
	17-18	PENALTY	TOTAL	TOTAL	16-17 TO
	REVENUE	FEES	REVENUE	REVENUE	17-18
JOHN WAYNE AIRPORT YELLOW CAB	\$ 761,771	\$ 11,527	\$ 773,298	\$ 881,102	-12.24%
PACIFIC COAST SIGHTSEEING TOURS AND CHARTERS, INC. (COACH USA)	172,750	1,563	174,313	185,506	-6.03%
SHUTTLE/COMMERCIAL VEHICLE OPERATORS	349,015	1,596	350,611	389,877	-10.07%
TRANSPORTATION NETWORK COMPANY (TNC) OPERATORS	1,758,563	3,831	1,762,394	1,231,251	43.14%
TOTALS	\$ 3,042,099	\$ 18,517	\$ 3,060,616	\$ 2,687,736	13.87%

*JOHN WAYNE AIRPORT YELLOW CAB
OPERATING AGREEMENT - TAXICAB*

OPERATING AGREEMENT EXPIRES 12/31/2022

17-18	TOTAL		REVENUE	LATE /	17-18	16-17	% CHANGE
	MONTHLY	NUMBER OF	/ TRIP	PENALTY	MONTHLY	MONTHLY	16-17 TO
	USE FEE (b)	TRIPS	FEES (c)	FEES	REVENUE	REVENUE	17-18
JULY	\$ 20,290	18,958	\$ 42,756	\$ 1,417	\$ 64,463	\$ 80,830	-20.25%
AUGUST	20,290	19,435	43,829	866	64,985	84,219	-22.84%
SEPTEMBER	20,290	18,179	41,003	932	62,225	77,245	-19.44%
OCTOBER	20,290	22,019	49,643	-	69,933	82,236	-14.96%
NOVEMBER	20,290	19,938	44,961	7,204	72,455	79,039	-8.33%
DECEMBER	20,290	16,043	36,197	-	56,487	77,763	-27.36%
JANUARY	20,735	18,801	42,402	100	63,237	63,645	-0.64%
FEBRUARY	20,735	18,706	42,189	-	62,924	64,705	-2.75%
MARCH	20,735	20,282	45,735	-	66,470	69,198	-3.94%
APRIL	20,735	19,386	43,719	404	64,858	61,996	4.62%
MAY	20,735	19,512	44,002	404	65,141	71,366	-8.72%
JUNE	20,735	17,371	39,185	200	60,120	68,860	-12.69%
TOTALS	\$ 246,150	228,630	\$ 515,621	\$ 11,527	\$ 773,298	\$ 881,102	-12.24%

NOTE:

a - Operating Agreement effective January 1, 2017.

b - Effective January 1, 2017, monthly use fee is \$20,290. Effective January 1, 2018, monthly use fee is \$20,735.17.

c - Trip fees based on \$2.25 per trip. Includes share of lot and planter maintenance at the rate of \$100 per month.

PACIFIC COAST SIGHTSEEING TOURS AND CHARTERS, INC.
dba COACH USA
LICENSE AGREEMENT - PASSENGER STAGE COACH
MONTH TO MONTH

17-18	TOTAL NUMBER OF PASSENGERS	TOTAL NUMBER OF TRIPS	TOTAL PASSENGER GROSS RECEIPTS	MINIMUM RENT OR 20% GROSS (a)
JULY	4,449	248	\$ 49,630	\$ 9,926
AUGUST	5,526	248	65,642	13,128
SEPTEMBER	6,450	248	80,389	16,078
OCTOBER	8,239	248	90,080	18,016
NOVEMBER	8,239	248	75,267	15,053
DECEMBER	7,235	496	77,992	15,598
JANUARY	5,803	496	72,829	14,566
FEBRUARY	5,772	448	64,798	12,960
MARCH	5,759	496	69,931	13,986
APRIL	6,784	480	78,977	15,795
MAY	6,462	496	74,138	14,828
JUNE	5,061	480	64,081	12,816
TOTALS	75,779	4,632	\$ 863,754	\$ 172,750

17-18	LATE / PENALTY FEES	17-18 MONTHLY REVENUE	16-17 MONTHLY REVENUE	% CHANGE 16-17 TO 17-18
JULY	\$ -	\$ 9,926	\$ 11,547	-14.04%
AUGUST	-	13,128	12,918	1.63%
SEPTEMBER	249	16,327	16,869	-3.21%
OCTOBER	-	18,016	20,016	-9.99%
NOVEMBER	341	15,394	17,877	-13.89%
DECEMBER	-	15,598	17,622	-11.49%
JANUARY	326	14,892	16,079	-7.38%
FEBRUARY	-	12,960	13,391	-3.22%
MARCH	-	13,986	14,022	-0.26%
APRIL	-	15,795	16,269	-2.91%
MAY	647	15,475	16,096	-3.86%
JUNE	-	12,816	12,800	0.13%
TOTALS	\$ 1,563	\$ 174,313	\$ 185,506	-6.03%

NOTE:

a - Effective October 15, 2016, greater of monthly minimum of \$1,208 or 20% of gross receipts.
Effective November 2017, greater of monthly minimum of \$1,237 or 20% of gross receipts.

*GROUND TRANSPORTATION
SHUTTLE/COMMERCIAL VEHICLE OPERATORS*

17-18	TOTAL NUMBER OF TRIPS	REVENUE TO COUNTY \$2.25 / TRIP	LATE / PENALTY FEES	17-18 MONTHLY REVENUE	16-17 MONTHLY REVENUE	% CHANGE 16-17 TO 17-18
JULY	13,065	\$ 29,396	\$ 216	\$ 29,612	\$ 34,327	-13.74%
AUGUST	13,339	30,013	199	30,212	35,391	-14.63%
SEPTEMBER	13,082	29,435	131	29,566	33,140	-10.78%
OCTOBER	14,459	32,533	148	32,681	34,536	-5.37%
NOVEMBER	12,820	28,845	100	28,945	31,755	-8.85%
DECEMBER	12,505	28,136	237	28,373	30,847	-8.02%
JANUARY	13,212	29,727	39	29,766	33,489	-11.12%
FEBRUARY	11,622	26,150	100	26,250	29,968	-12.41%
MARCH	11,295	25,414	149	25,563	32,858	-22.20%
APRIL	13,587	30,571	156	30,727	31,208	-1.54%
MAY	13,431	30,220	59	30,279	31,033	-2.43%
JUNE	12,700	28,575	62	28,637	31,325	-8.58%
TOTALS	155,117	\$ 349,015	\$ 1,596	\$ 350,611	\$ 389,877	-10.07%

GROUND TRANSPORTATION
TRANSPORTATION NETWORK COMPANY (TNC) OPERATORS
GROUND TRANSPORTATION OPERATING PERMITS

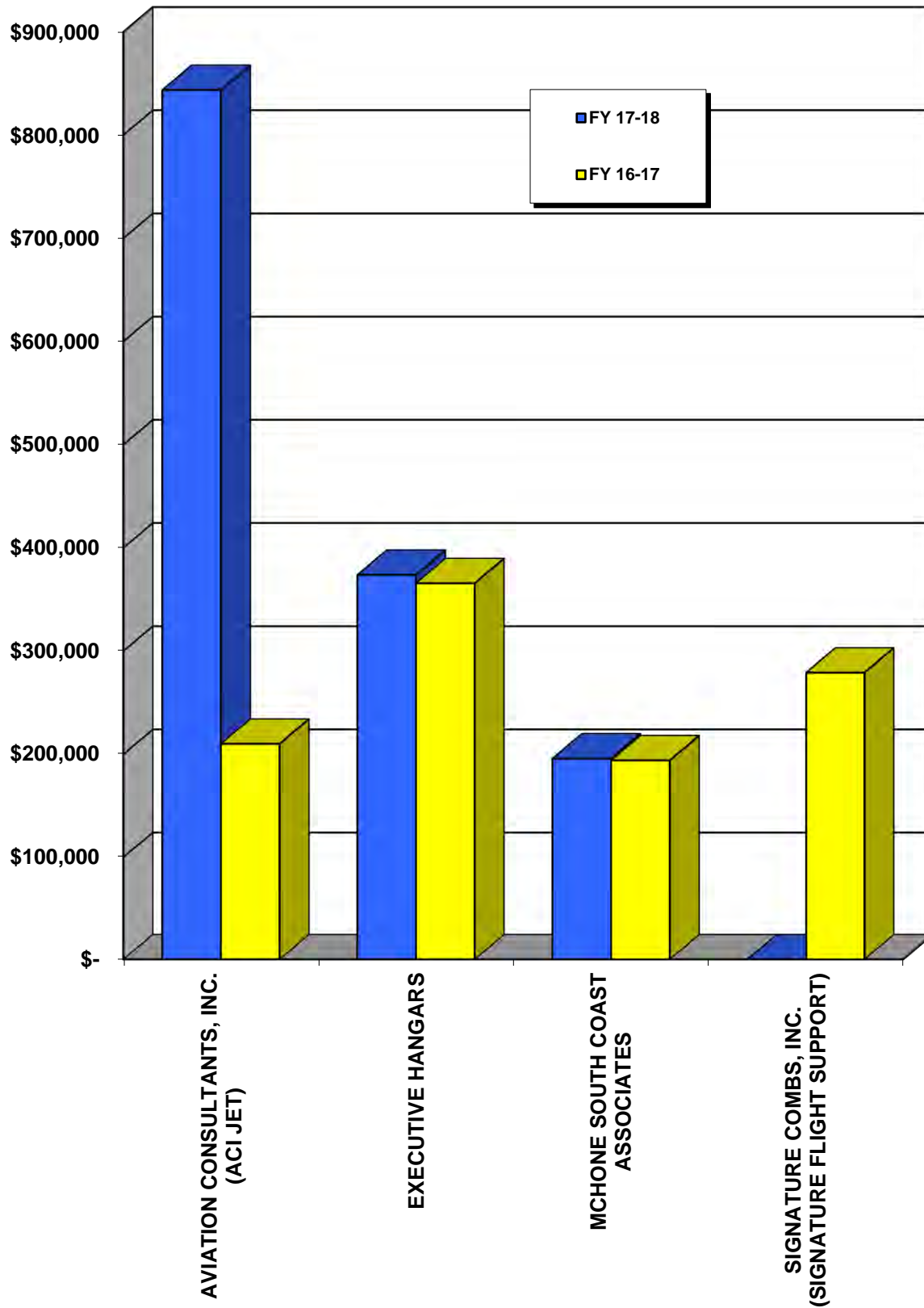
17-18	NUMBER OF TRIPS LYFT, INC.	NUMBER OF TRIPS UBER	NUMBER OF TRIPS WINGZ	TNC TOTAL NUMBER OF TRIPS
JULY	14,654	40,917	31	55,602
AUGUST	15,892	44,311	40	60,243
SEPTEMBER	17,193	45,209	39	62,441
OCTOBER	19,760	49,156	44	68,960
NOVEMBER	19,380	46,622	33	66,035
DECEMBER	18,437	41,384	26	59,847
JANUARY	19,941	46,515	25	66,481
FEBRUARY	17,752	41,982	24	59,758
MARCH	20,787	47,540	36	68,363
APRIL	21,501	47,741	27	69,269
MAY	23,136	50,465	23	73,624
JUNE	23,809	47,127	24	70,960
TOTALS	232,242	548,969	372	781,583

17-18	REVENUE TO COUNTY \$2.25 / TRIP	LATE / PENALTY FEES	17-18 MONTHLY REVENUE	16-17 MONTHLY REVENUE	% CHANGE 16-17 TO 17-18
JULY	\$ 125,105	\$ -	\$ 125,105	\$ 78,307	59.76%
AUGUST	135,547	519	136,066	87,278	55.90%
SEPTEMBER	140,492	556	141,048	95,643	47.47%
OCTOBER	155,160	2,076	157,236	104,274	50.79%
NOVEMBER	148,579	-	148,579	101,716	46.07%
DECEMBER	134,656	680	135,336	93,332	45.00%
JANUARY	149,582	-	149,582	106,497	40.46%
FEBRUARY	134,456	-	134,456	93,672	43.54%
MARCH	153,817	-	153,817	112,892	36.25%
APRIL	155,855	-	155,855	110,059	41.61%
MAY	165,654	-	165,654	126,835	30.61%
JUNE	159,660	-	159,660	120,746	32.23%
TOTALS	\$ 1,758,563	\$ 3,831	\$ 1,762,394	\$ 1,231,251	43.14%

HANGARS



HANGARS SUMMARY



HANGARS SUMMARY FOR FY 2017-2018

LESSEE	HANGAR	TIEDOWN	LATE /	17-18	16-17	% CHANGE
	REVENUE	REVENUE	PENALTY	TOTAL	TOTAL	16-17 TO
			FEES	REVENUE	REVENUE	17-18
AVIATION CONSULTANTS, INC. (ACI JET)	\$ 843,501	\$ -	\$ -	\$ 843,501	\$ 210,000	301.67%
EXECUTIVE HANGARS	373,711	-	-	373,711	365,596	2.22%
MCHONE SOUTH COAST ASSOCIATES SIGNATURE COMBS, INC.	186,479	9,299	-	195,778	193,996	0.92%
(SIGNATURE FLIGHT SUPPORT)	-	-	-	-	278,991	-100.00%
TOTALS	\$ 1,403,691	\$ 9,299	\$ -	\$ 1,412,990	\$ 1,048,583	34.75%

17-18						
	HANGAR	LATE /	17-18	16-17	% CHANGE	
	MONTHLY	PENALTY	MONTHLY	MONTHLY	16-17 TO	
	RENT (b)	FEES	REVENUE	REVENUE	17-18	
JULY	\$ 70,000	\$ -	\$ 70,000	\$ -	N/A	
AUGUST	70,000	-	70,000	-	N/A	
SEPTEMBER	70,000	-	70,000	-	N/A	
OCTOBER	70,000	-	70,000	-	N/A	
NOVEMBER	70,000	-	70,000	-	N/A	
DECEMBER	70,000	-	70,000	-	N/A	
JANUARY	70,000	-	70,000	-	N/A	
FEBRUARY	70,000	-	70,000	-	N/A	
MARCH	70,000	-	70,000	-	N/A	
APRIL	71,167	-	71,167	70,000	1.67%	
MAY	71,167	-	71,167	70,000	1.67%	
JUNE	71,167	-	71,167	70,000	1.67%	
TOTALS	\$ 843,501	\$ -	\$ 843,501	\$ 210,000	301.67%	

NOTE:

a - Lease effective April 1, 2017.

b - Effective April 2018, monthly rent increased from \$70,000 to \$71,167.

EXECUTIVE HANGARS
HANGAR LEASE
MONTH TO MONTH

17-18	HANGAR MONTHLY GROSS RECEIPTS	MINIMUM RENT OR 45% GROSS (a)	LATE / PENALTY FEES	17-18 MONTHLY REVENUE	16-17 MONTHLY REVENUE	% CHANGE 16-17 TO 17-18
JULY	\$ 62,160	\$ 30,638	\$ -	\$ 30,638	\$ 30,226	1.36%
AUGUST	62,160	30,638	-	30,638	30,226	1.36%
SEPTEMBER	62,160	30,638	-	30,638	30,226	1.36%
OCTOBER	62,160	30,638	-	30,638	30,226	1.36%
NOVEMBER	62,410	30,638	-	30,638	30,226	1.36%
DECEMBER	62,410	31,503	-	31,503	30,638	2.82%
JANUARY	62,410	31,503	-	31,503	30,638	2.82%
FEBRUARY	62,860	31,503	-	31,503	30,638	2.82%
MARCH	62,860	31,503	-	31,503	30,638	2.82%
APRIL	62,860	31,503	-	31,503	30,638	2.82%
MAY	62,860	31,503	-	31,503	30,638	2.82%
JUNE	75,430	31,503	-	31,503	30,638	2.82%
TOTALS	\$ 762,740	\$ 373,711	\$ -	\$ 373,711	\$ 365,596	2.22%

NOTE:

a - Effective December 2016, greater of minimum annual guarantee of \$367,655 or 45% of gross receipts.
Effective December 2017, greater of annual minimum guarantee of \$378,041 or 45% of gross receipts.

PM 1121-0223 (a)
PM 1121-281-29

*MCHONE SOUTH COAST ASSOCIATES
HANGAR AND TIEDOWN LEASES
UPON WRITTEN NOTICE*

17-18	HANGAR MONTHLY GROSS RECEIPTS	MINIMUM RENT OR 30% GROSS (b)	TIEDOWN MONTHLY RENT (c)	LATE / PENALTY FEES	17-18 MONTHLY REVENUE	16-17 MONTHLY REVENUE	% CHANGE 16-17 TO 17-18
JULY	\$ 44,900	\$ 15,264	\$ 914	\$ -	\$ 16,178	\$ 16,036	0.89%
AUGUST	50,400	15,565	914	-	16,479	16,162	1.96%
SEPTEMBER	47,325	15,565	914	-	16,479	16,162	1.96%
OCTOBER	47,325	15,565	914	-	16,479	16,162	1.96%
NOVEMBER	47,325	15,565	914	-	16,479	16,162	1.96%
DECEMBER	41,840	15,565	914	-	16,479	16,162	1.96%
JANUARY	45,590	15,565	914	-	16,479	16,162	1.96%
FEBRUARY	51,365	15,565	661	-	16,226	16,162	0.40%
MARCH	51,365	15,565	560	-	16,125	16,292	-1.03%
APRIL	51,525	15,565	560	-	16,125	16,178	-0.33%
MAY	51,525	15,565	560	-	16,125	16,178	-0.33%
JUNE	51,525	15,565	560	-	16,125	16,178	-0.33%
TOTALS	\$ 582,010	\$ 186,479	\$ 9,299	\$ -	\$ 195,778	\$ 193,996	0.92%

NOTE:

a - Lease effective February 9, 2018.

b - Effective August 2016, greater of minimum annual guarantee of \$183,163 or 30% of gross receipts.
Effective August 2017, greater of annual minimum guarantee of \$186,780 or 30% of gross receipts.

c - Monthly tiedown rent of \$914 through February 8, 2018. Effective February 9, 2018, monthly rent of \$560.

SIGNATURE COMBS, INC.
 dba SIGNATURE FLIGHT SUPPORT
 HANGAR LEASE
 TERMINATED 03/31/2017

17-18	HANGAR MONTHLY GROSS RECEIPTS	MINIMUM RENT OR 25% GROSS	LATE / PENALTY FEES	17-18 MONTHLY REVENUE	16-17 MONTHLY REVENUE	% CHANGE 16-17 TO 17-18
JULY	\$ -	\$ -	\$ -	\$ -	\$ 30,999	-100.00%
AUGUST	-	-	-	-	30,999	-100.00%
SEPTEMBER	-	-	-	-	30,999	-100.00%
OCTOBER	-	-	-	-	30,999	-100.00%
NOVEMBER	-	-	-	-	30,999	-100.00%
DECEMBER	-	-	-	-	30,999	-100.00%
JANUARY	-	-	-	-	30,999	-100.00%
FEBRUARY	-	-	-	-	30,999	-100.00%
MARCH	-	-	-	-	30,999	-100.00%
APRIL	-	-	-	-	-	N/A
MAY	-	-	-	-	-	N/A
JUNE	-	-	-	-	-	N/A
TOTALS	\$ -	\$ -	\$ -	\$ -	\$ 278,991	-100.00%

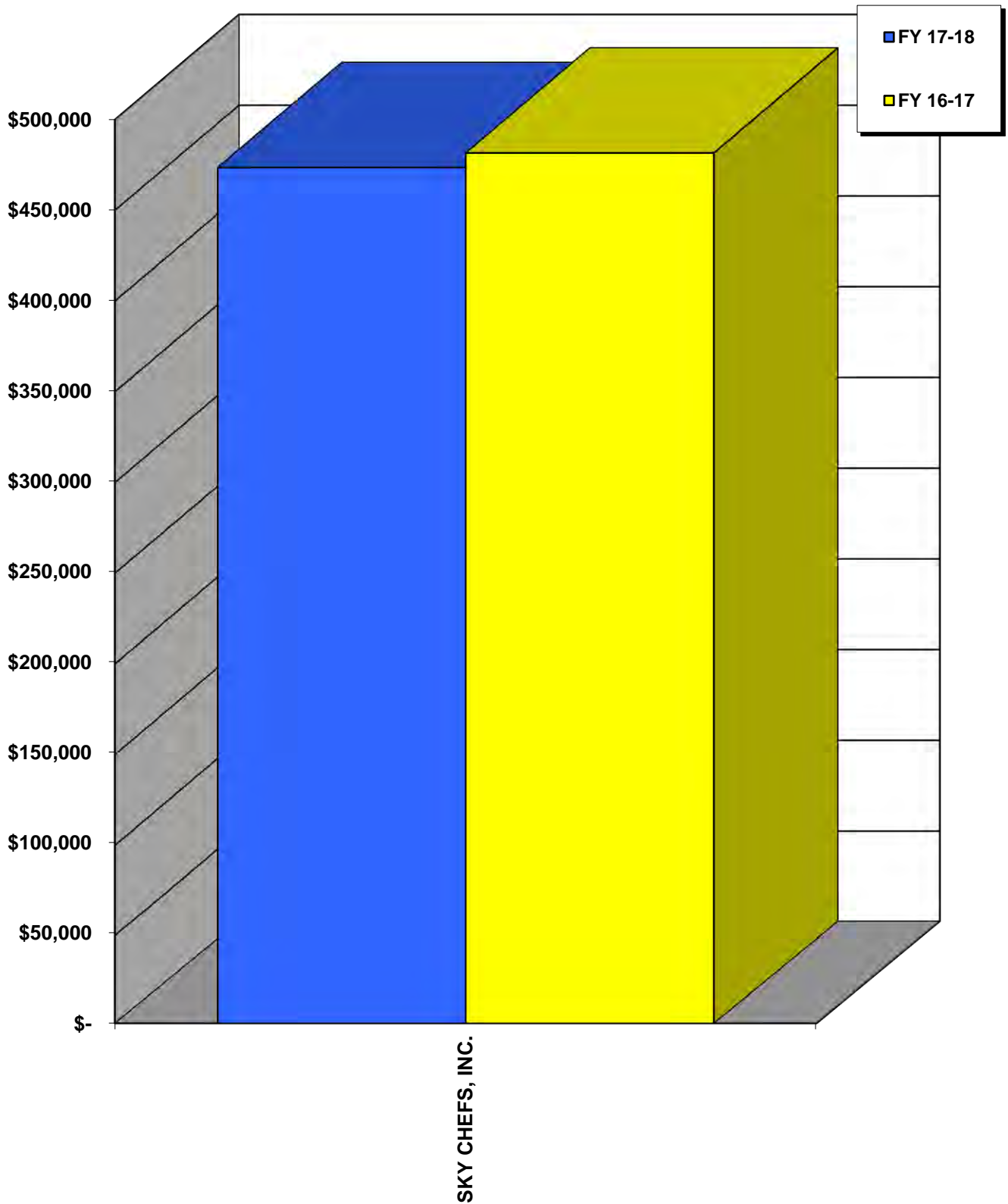
NOTE:

a - Lease terminated March 31, 2017.

IN-FLIGHT FOOD SERVICE



IN-FLIGHT FOOD SERVICE SUMMARY



SKY CHEFS, INC.
IN-FLIGHT FOOD SERVICE
 UPON WRITTEN NOTICE

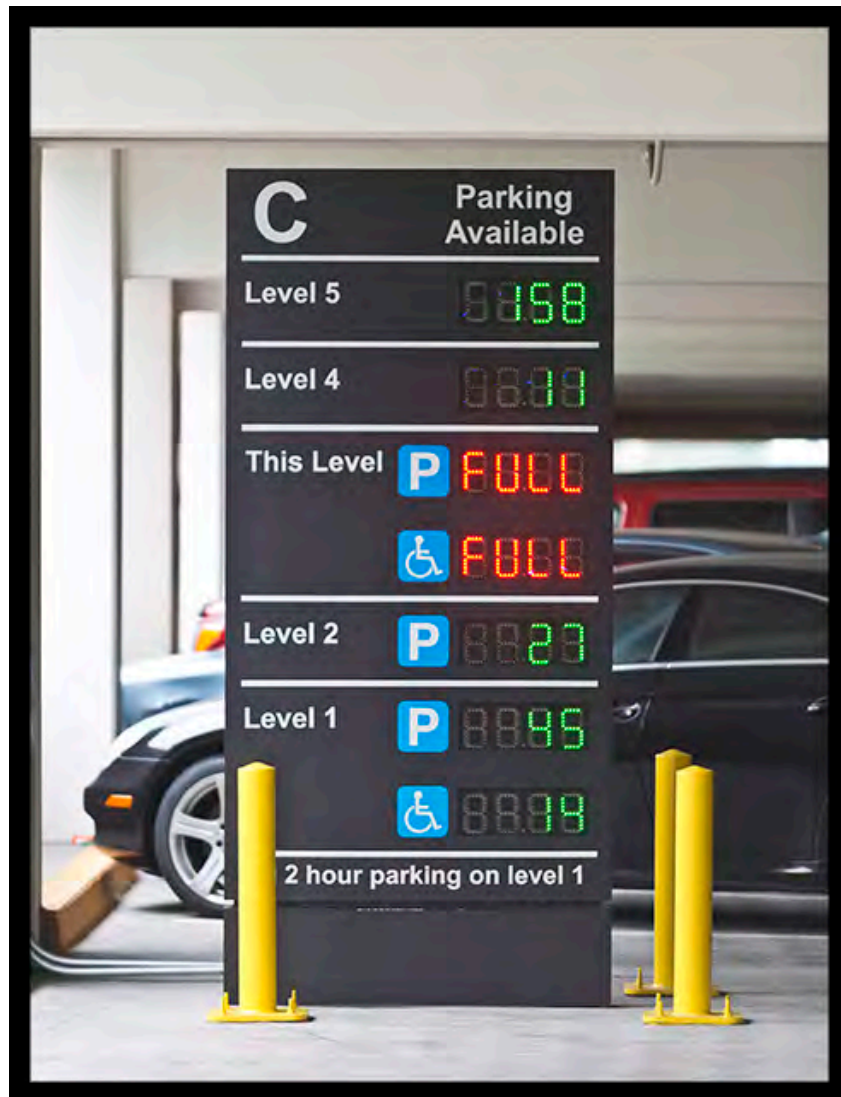
17-18	MONTHLY GROSS RECEIPTS	MINIMUM RENT OR 6% GROSS (a)	LATE / PENALTY FEES
JULY	\$ 678,682	\$ 40,721	\$ -
AUGUST	678,297	40,698	-
SEPTEMBER	680,467	40,828	-
OCTOBER	721,135	43,268	-
NOVEMBER	705,332	42,320	-
DECEMBER	658,926	39,536	-
JANUARY	643,404	38,604	-
FEBRUARY	574,005	34,440	-
MARCH	607,888	36,473	-
APRIL	630,731	37,844	-
MAY	651,432	39,086	-
JUNE	662,749	39,765	-
TOTALS	\$ 7,893,048	\$ 473,583	\$ -

17-18	17-18 MONTHLY REVENUE	16-17 MONTHLY REVENUE	% CHANGE 16-17 TO 17-18
JULY	\$ 40,721	\$ 40,508	0.53%
AUGUST	40,698	41,559	-2.07%
SEPTEMBER	40,828	39,834	2.50%
OCTOBER	43,268	41,957	3.12%
NOVEMBER	42,320	38,455	10.05%
DECEMBER	39,536	39,119	1.07%
JANUARY	38,604	39,575	-2.45%
FEBRUARY	34,440	38,779	-11.19%
MARCH	36,473	41,991	-13.14%
APRIL	37,844	40,208	-5.88%
MAY	39,086	40,543	-3.59%
JUNE	39,765	39,027	1.89%
TOTALS	\$ 473,583	\$ 481,555	-1.66%

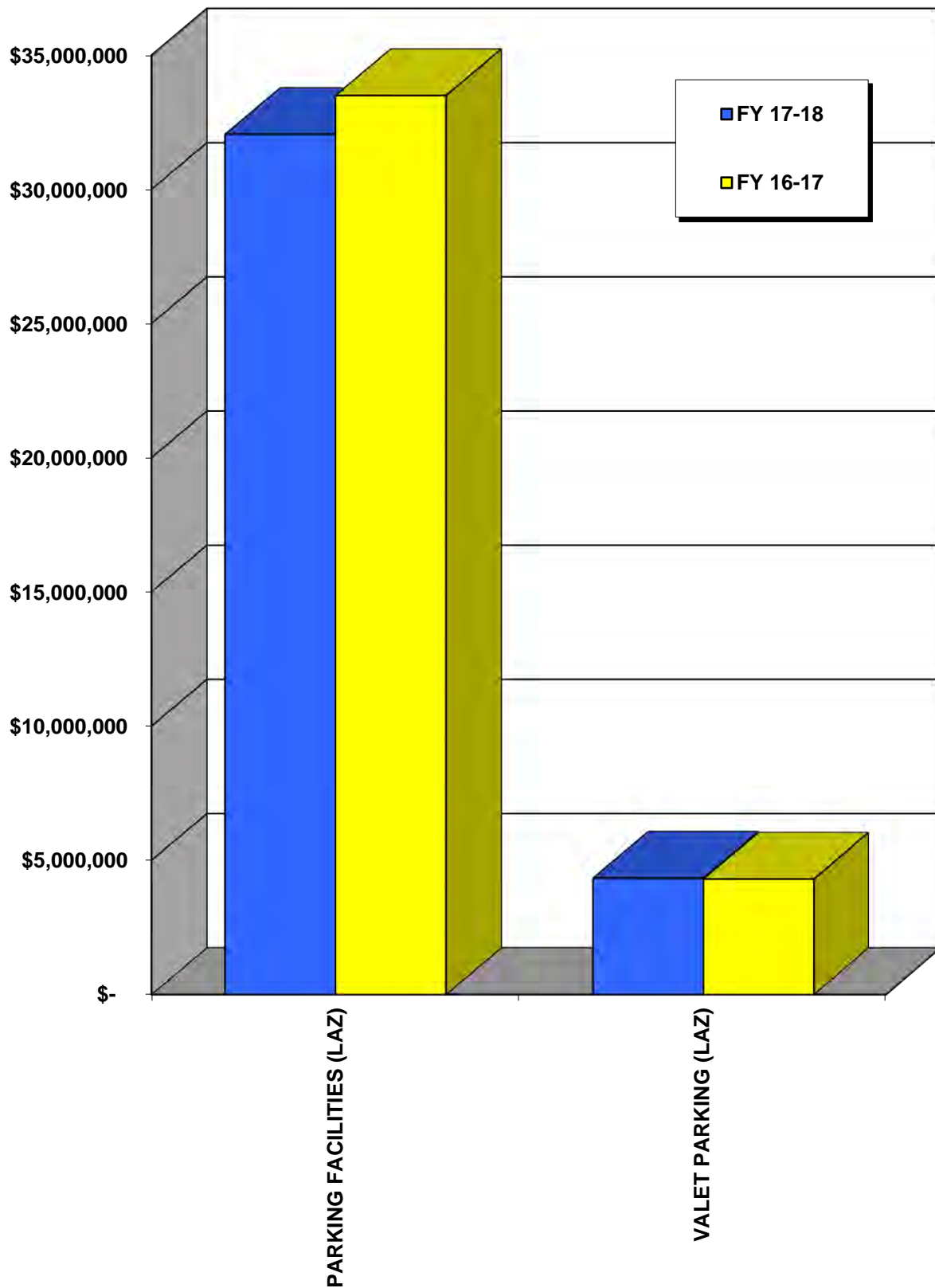
NOTE:

a - Greater of monthly minimum of \$125 or 6% of monthly in-flight food service gross receipts.

PARKING



PARKING SUMMARY



PARKING SUMMARY FOR FY 2017-2018

REVENUE TYPE	17-18		LATE / PENALTY		17-18		16-17		% CHANGE	
	REVENUE		FEES		TOTAL		TOTAL		16-17 TO	
					REVENUE		REVENUE		17-18	
PARKING FACILITIES (LAZ)	\$	32,042,554	\$	-	\$	32,042,554	\$	33,489,083		-4.32%
VALET PARKING (LAZ)		4,328,247		-		4,328,247		4,294,862		0.78%
TOTALS	\$	36,370,801	\$	-	\$	36,370,801	\$	37,783,945		-3.74%

OPERATING AGREEMENT - PARKING FACILITIES

LAZ PARKING CALIFORNIA, LLC

OPERATING AGREEMENT EXPIRES 4/30/2020

17-18	OFF AIRPORT (b)	TERMINAL (c)			
	MAIN STREET	NORTHWEST	NORTHEAST	SOUTHEAST	STRUCTURE C
	GROSS RECEIPTS	GARAGE GROSS RECEIPTS	GARAGE GROSS RECEIPTS	GARAGE GROSS RECEIPTS	GROSS RECEIPTS
JULY	\$ 247,449	\$ 535,338	\$ 442,294	\$ 636,907	\$ 583,351
AUGUST	253,670	633,967	488,993	765,224	656,293
SEPTEMBER	239,887	576,331	492,870	720,504	642,469
OCTOBER	248,926	633,674	533,803	744,105	666,024
NOVEMBER	242,389	537,005	481,942	715,427	623,457
DECEMBER	214,358	493,527	405,187	632,526	523,075
JANUARY	182,197	522,418	387,665	650,986	514,246
FEBRUARY	164,531	513,517	391,214	626,221	529,071
MARCH	195,781	591,581	487,027	701,509	660,503
APRIL	216,052	582,014	490,203	700,011	607,028
MAY	231,889	625,200	541,184	724,832	642,367
JUNE	231,100	593,960	498,013	725,469	590,883
TOTALS	\$ 2,668,229	\$ 6,838,532	\$ 5,640,395	\$ 8,343,721	\$ 7,238,767

17-18	EMPLOYEE PARKING	PARKING INVOICE	17-18 MONTHLY	16-17 MONTHLY	% CHANGE 16-17 TO 17-18
	GROSS RECEIPTS (d)	GROSS RECEIPTS	REVENUE (e)	REVENUE	
JULY	\$ 77,495	\$ 659	\$ 2,523,493	\$ 2,787,408	-9.47%
AUGUST	146,695	1,606	2,946,448	2,968,048	-0.73%
SEPTEMBER	77,125	474	2,749,660	3,052,407	-9.92%
OCTOBER	96,920	1,142	2,924,594	3,149,768	-7.15%
NOVEMBER	90,525	15,989	2,706,734	2,746,845	-1.46%
DECEMBER	121,395	493	2,390,561	2,481,734	-3.67%
JANUARY	151,970	180	2,409,662	2,522,405	-4.47%
FEBRUARY	119,810	2,870	2,347,234	2,426,779	-3.28%
MARCH	108,445	830	2,745,676	2,905,757	-5.51%
APRIL	53,975	748	2,650,031	2,775,145	-4.51%
MAY	115,970	639	2,882,081	2,840,519	1.46%
JUNE	126,350	605	2,766,380	2,832,268	-2.33%
TOTALS	\$ 1,286,675	\$ 26,235	\$ 32,042,554	\$ 33,489,083	-4.32%

NOTE:

a - Operating Agreement effective May 1, 2017.

b - Parking rate is \$2/hr. Maximum rate per day is \$14.

c - Parking rate is \$2/hr. Maximum rate per day is \$20.

d - Includes \$2,600 in Legislator parking. Employee and Legislator Parking revenue are presented on a cash basis.

e - Includes \$29,219,045 of parking revenue paid via credit cards.

*OPERATING AGREEMENT - VALET PARKING
LAZ PARKING CALIFORNIA, LLC
OPERATING AGREEMENT EXPIRES 4/30/2020*

17-18	MONTHLY PARKING REVENUE (b)	MONTHLY CAR WASH REVENUE	17-18 MONTHLY REVENUE	16-17 MONTHLY REVENUE	% CHANGE 16-17 TO 17-18
JULY	\$ 307,654	\$ 22,477	\$ 330,131	\$ 331,016	-0.27%
AUGUST	355,115	26,869	381,984	370,578	3.08%
SEPTEMBER	331,670	26,506	358,176	404,080	-11.36%
OCTOBER	396,210	29,514	425,724	405,400	5.01%
NOVEMBER	338,837	23,307	362,144	353,776	2.37%
DECEMBER	267,380	19,607	286,987	304,201	-5.66%
JANUARY	311,790	17,869	329,659	315,510	4.48%
FEBRUARY	302,465	19,326	321,791	316,342	1.72%
MARCH	351,495	19,161	370,656	392,820	-5.64%
APRIL	352,796	25,167	377,963	348,566	8.43%
MAY	379,412	27,100	406,512	382,546	6.26%
JUNE	347,019	29,501	376,520	370,027	1.75%
TOTALS	\$ 4,041,843	\$ 286,404	\$ 4,328,247	\$ 4,294,862	0.78%

NOTE:

a - Operating Agreement effective May 1, 2017.

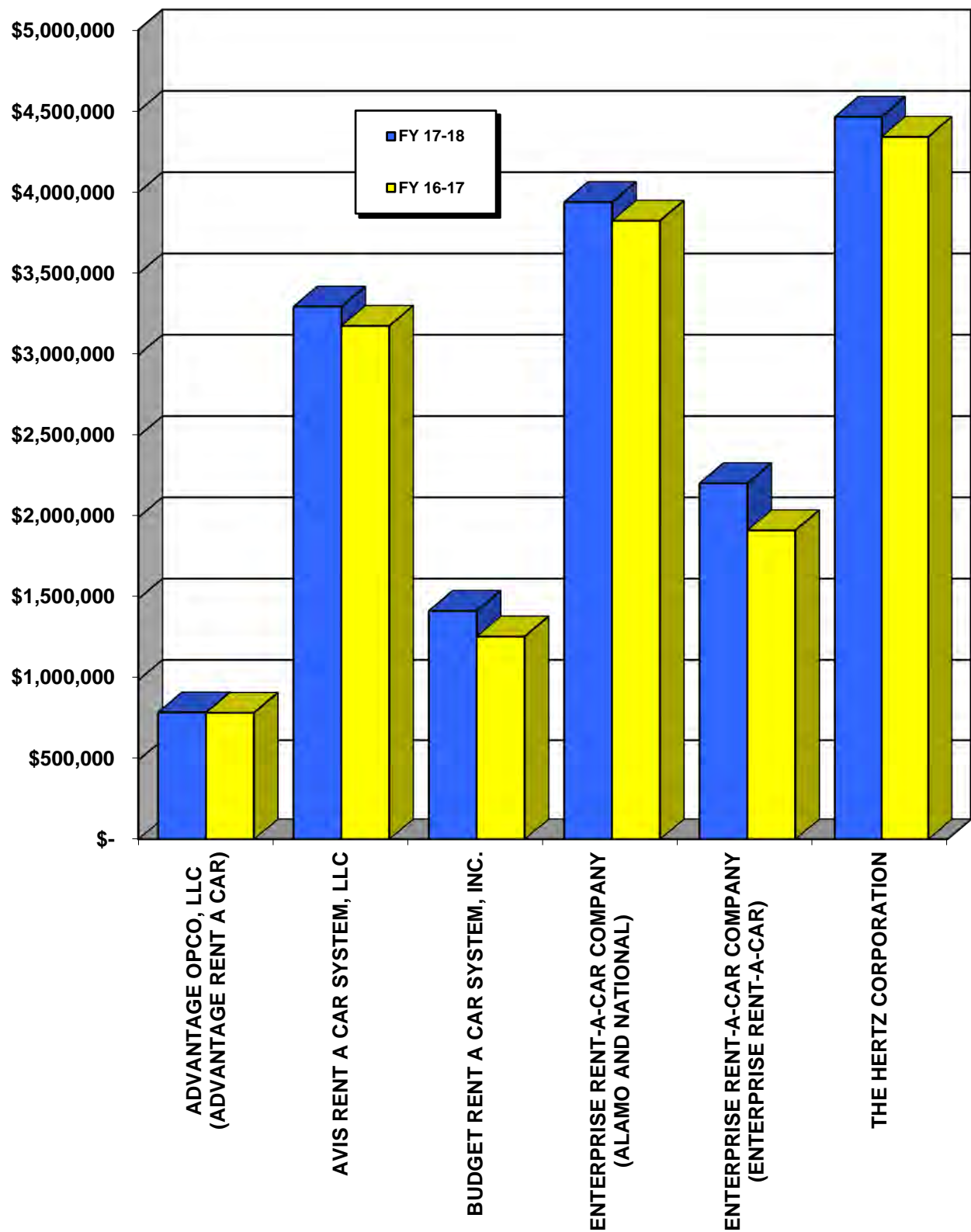
b - Rate per day at \$30 and \$10 per hour for subsequent 24 hour periods up to \$30 daily.

c - The operator fee is 32.5% of valet parking revenue collected and 92% of valet car wash revenue collected.

RENTAL CAR CONCESSIONS



ON AIRPORT RENTAL CAR SUMMARY



*RENTAL CAR SUMMARY FOR FY 2017-2018
ON AIRPORT*

LESSEE	17-18	MINIMUM	READY	LATE /	17-18	16-17	% CHANGE
	GROSS	RENT OR	CAR	PENALTY	TOTAL	TOTAL	16-17 TO
	RECEIPTS	10% GROSS	PARKING	FEES	REVENUE	REVENUE	17-18
ADVANTAGE OPCO, LLC (ADVANTAGE RENT A CAR)	\$ 4,086,548	\$ 750,000	\$ 49,217	\$ 1,291	\$ 800,508	\$ 798,292	0.28%
AVIS RENT A CAR SYSTEM, LLC	21,936,599	2,875,296	421,509	574	3,297,379	3,178,815	3.73%
BUDGET RENT A CAR SYSTEM, INC. (a)	13,633,089	1,363,309	62,037	179	1,425,525	1,268,078	12.42%
ENTERPRISE RENT-A-CAR COMPANY (ALAMO AND NATIONAL)	38,236,355	3,823,636	111,734	5,155	3,940,525	3,825,800	3.00%
ENTERPRISE RENT-A-CAR COMPANY (ENTERPRISE RENT-A-CAR)	20,727,233	2,072,722	135,170	2,793	2,210,685	1,921,545	15.05%
THE HERTZ CORPORATION	37,012,825	4,010,004	454,889	-	4,464,893	4,341,937	2.83%
TOTALS	\$ 135,632,649	\$ 14,894,967	\$ 1,234,556	\$ 9,992	\$ 16,139,515	\$ 15,334,467	5.25%

NOTE:

a - Includes auditor adjustments to increase revenue reported in the 2016-2017 Revenue Report.

ADVANTAGE OPCO, LLC
dba ADVANTAGE RENT A CAR
LEASE AGREEMENT - RENTAL CAR CONCESSION

LEASE EXPIRES 11/30/2018

17-18	MONTHLY GROSS RECEIPTS	MINIMUM RENT OR 10% GROSS (a)	READY CAR PARKING (b)	LATE / PENALTY FEES
JULY	\$ 471,318	\$ 62,500	\$ 4,011	\$ -
AUGUST	482,014	62,500	4,011	-
SEPTEMBER	274,704	62,500	4,011	-
OCTOBER	268,664	62,500	4,011	160
NOVEMBER	266,220	62,500	4,011	160
DECEMBER	230,187	62,500	4,166	160
JANUARY	264,740	62,500	4,166	-
FEBRUARY	283,177	62,500	4,166	162
MARCH	376,246	62,500	4,166	162
APRIL	431,400	62,500	4,166	325
MAY	348,961	62,500	4,166	162
JUNE	388,917	62,500	4,166	-
TOTALS	\$ 4,086,548	\$ 750,000	\$ 49,217	\$ 1,291

17-18	17-18 MONTHLY REVENUE	16-17 MONTHLY REVENUE	% CHANGE 16-17 TO 17-18
JULY	\$ 66,511	\$ 66,671	-0.24%
AUGUST	66,511	66,511	0.00%
SEPTEMBER	66,511	66,511	0.00%
OCTOBER	66,671	66,511	0.24%
NOVEMBER	66,671	66,511	0.24%
DECEMBER	66,826	66,511	0.47%
JANUARY	66,666	66,511	0.23%
FEBRUARY	66,828	66,511	0.48%
MARCH	66,828	66,511	0.48%
APRIL	66,991	66,511	0.72%
MAY	66,828	66,511	0.48%
JUNE	66,666	66,511	0.23%
TOTALS	\$ 800,508	\$ 798,292	0.28%

NOTE:

a - Greater of minimum annual guarantee of \$750,000 or 10% of gross receipts.

b - Ready Car Parking: Effective December 2016, 15,428 sf at \$0.26/sf for East Parking Structure;
effective December 2017, 15,428 sf at \$0.27/sf for East Parking Structure.

c - Lease effective December 1, 2013.

AVIS RENT A CAR SYSTEM, LLC
LEASE AGREEMENT - RENTAL CAR CONCESSION

LEASE EXPIRES 11/30/2018

17-18	MONTHLY GROSS RECEIPTS	MINIMUM RENT OR 10% GROSS (a)	READY CAR PARKING (b)	LATE / PENALTY FEES
JULY	\$ 2,118,516	\$ 239,608	\$ 30,466	\$ -
AUGUST	2,187,174	239,608	30,466	-
SEPTEMBER	1,730,299	239,608	30,466	-
OCTOBER	1,841,175	239,608	30,466	-
NOVEMBER	1,709,498	239,608	30,466	-
DECEMBER	1,611,533	239,608	31,607	-
JANUARY	1,679,131	239,608	31,607	-
FEBRUARY	1,666,332	239,608	31,607	-
MARCH	1,967,955	239,608	31,607	-
APRIL	1,909,471	239,608	31,607	574
MAY	1,632,270	239,608	64,532	-
JUNE	1,883,245	239,608	46,612	-
TOTALS	\$ 21,936,599	\$ 2,875,296	\$ 421,509	\$ 574

17-18	17-18 MONTHLY REVENUE	16-17 MONTHLY REVENUE	% CHANGE 16-17 TO 17-18
JULY	\$ 270,074	\$ 264,431	2.13%
AUGUST	270,074	264,431	2.13%
SEPTEMBER	270,074	264,431	2.13%
OCTOBER	270,074	264,431	2.13%
NOVEMBER	270,074	264,431	2.13%
DECEMBER	271,215	264,431	2.57%
JANUARY	271,215	264,431	2.57%
FEBRUARY	271,215	264,431	2.57%
MARCH	271,215	264,431	2.57%
APRIL	271,789	264,431	2.78%
MAY	304,140	264,431	15.02%
JUNE	286,220	270,074	5.98%
TOTALS	\$ 3,297,379	\$ 3,178,815	3.73%

NOTE:

a - Greater of minimum annual guarantee of \$2,875,300 or 10% of gross receipts.

b - Ready Car Parking: Effective June 2017, 34,099 sf at \$0.26/sf for East Parking Structure, 40,000 sf at \$0.54/sf for Main Street Parking Lot; effective December 2017, 34,099 sf at \$0.27/sf for East Parking Structure and 40,000 sf at \$0.56/sf for Main Street Parking Lot; effective May 2018, 34,099 sf at \$0.27/sf for East Parking Structure, 40,000 sf at \$0.56/sf for Main Street Parking Lot, and 43,901 sf at \$0.75/sf for Overflow Ready Car Parking Area; effective June 7, 2018, 34,099 sf at \$0.27/sf for East Parking Structure and 43,901 sf at \$0.75/sf for Overflow Ready Car Parking Area.

c - Lease effective December 1, 2013.

BUDGET RENT A CAR SYSTEM, INC.
LEASE AGREEMENT - RENTAL CAR CONCESSION

LEASE EXPIRES 11/30/2018

17-18	MONTHLY GROSS RECEIPTS	MINIMUM RENT OR 10% GROSS (a)	READY CAR PARKING (b)	LATE / PENALTY FEES
JULY	\$ 1,653,556	\$ 165,356	\$ 5,056	\$ -
AUGUST	1,394,680	139,468	5,056	-
SEPTEMBER	888,258	88,826	5,056	-
OCTOBER	1,010,252	101,025	5,056	-
NOVEMBER	971,260	97,126	5,056	-
DECEMBER	1,000,948	100,095	5,251	-
JANUARY	945,479	94,548	5,251	-
FEBRUARY	1,034,945	103,494	5,251	-
MARCH	1,239,264	123,926	5,251	-
APRIL	1,120,600	112,060	5,251	179
MAY	1,092,649	109,265	5,251	-
JUNE	1,281,198	128,120	5,251	-
TOTALS	\$ 13,633,089	\$ 1,363,309	\$ 62,037	\$ 179

17-18	17-18 MONTHLY REVENUE	16-17 MONTHLY REVENUE (d)	% CHANGE 16-17 TO 17-18
JULY	\$ 170,412	\$ 112,876	50.97%
AUGUST	144,524	99,207	45.68%
SEPTEMBER	93,882	78,603	19.44%
OCTOBER	106,081	96,469	9.96%
NOVEMBER	102,182	96,843	5.51%
DECEMBER	105,346	110,587	-4.74%
JANUARY	99,799	121,740	-18.02%
FEBRUARY	108,745	113,606	-4.28%
MARCH	129,177	121,528	6.29%
APRIL	117,490	105,355	11.52%
MAY	114,516	93,332	22.70%
JUNE	133,371	117,932	13.09%
TOTALS	\$ 1,425,525	\$ 1,268,078	12.42%

NOTE:

a - Greater of minimum annual guarantee of \$981,942 or 10% of gross receipts.

b - Ready Car Parking: Effective December 2016, 19,448 sf at \$0.26/sf for East Parking Structure; effective December 2017, 19,448 sf at \$0.27/sf for East Parking Structure.

c - Lease effective December 1, 2013.

d - Includes auditor adjustments to increase revenue reported in the 2016-2017 Revenue Report.

ENTERPRISE RENT-A-CAR COMPANY OF LOS ANGELES, LLC
dba ALAMO RENT A CAR AND NATIONAL CAR RENTAL
LEASE AGREEMENT - RENTAL CAR CONCESSION

LEASE EXPIRES 11/30/2018

17-18	MONTHLY GROSS RECEIPTS	MINIMUM RENT OR 10% GROSS (a)	READY CAR PARKING (b)	LATE / PENALTY FEES
JULY	\$ 3,471,506	\$ 347,151	\$ 9,107	\$ -
AUGUST	3,710,069	371,007	9,107	-
SEPTEMBER	2,830,121	283,012	9,107	-
OCTOBER	3,151,044	315,104	9,107	-
NOVEMBER	2,901,706	290,171	9,107	-
DECEMBER	2,801,551	280,155	9,457	-
JANUARY	3,003,946	300,395	9,457	-
FEBRUARY	3,022,394	302,239	9,457	-
MARCH	3,587,622	358,762	9,457	-
APRIL	3,369,858	336,986	9,457	-
MAY	3,035,260	303,526	9,457	5,155
JUNE	3,351,278	335,128	9,457	-
TOTALS	\$ 38,236,355	\$ 3,823,636	\$ 111,734	\$ 5,155

17-18	17-18 MONTHLY REVENUE	16-17 MONTHLY REVENUE	% CHANGE 16-17 TO 17-18
JULY	\$ 356,258	\$ 357,036	-0.22%
AUGUST	380,114	381,067	-0.25%
SEPTEMBER	292,119	318,270	-8.22%
OCTOBER	324,211	328,345	-1.26%
NOVEMBER	299,278	283,733	5.48%
DECEMBER	289,612	274,120	5.65%
JANUARY	309,852	302,485	2.44%
FEBRUARY	311,696	288,891	7.89%
MARCH	368,219	351,455	4.77%
APRIL	346,443	317,051	9.27%
MAY	318,138	301,611	5.48%
JUNE	344,585	321,736	7.10%
TOTALS	\$ 3,940,525	\$ 3,825,800	3.00%

NOTE:

a - Greater of minimum annual guarantee of \$3,002,382 or 10% of gross receipts.

b - Ready Car Parking: Effective December 2016, 35,027 sf at \$0.26/sf for East Parking Structure; effective December 2017, 35,027 sf at \$0.27/sf for East Parking Structure.

c - Lease effective December 1, 2013.

ENTERPRISE RENT-A-CAR COMPANY OF LOS ANGELES, LLC
dba ENTERPRISE RENT-A-CAR
LEASE AGREEMENT - RENTAL CAR CONCESSION

LEASE EXPIRES 11/30/2018

17-18	MONTHLY GROSS RECEIPTS	MINIMUM RENT OR 10% GROSS (a)	READY CAR PARKING (b)	LATE / PENALTY FEES
JULY	\$ 1,969,333	\$ 196,933	\$ 33,616	\$ -
AUGUST	2,014,785	201,479	33,616	-
SEPTEMBER	1,603,282	160,328	6,616	-
OCTOBER	1,653,272	165,327	6,616	-
NOVEMBER	1,593,530	159,353	6,616	-
DECEMBER	1,574,132	157,413	6,870	-
JANUARY	1,662,243	166,224	6,870	-
FEBRUARY	1,476,507	147,651	6,870	-
MARCH	1,897,473	189,747	6,870	-
APRIL	1,795,109	179,511	6,870	-
MAY	1,721,773	172,177	6,870	2,793
JUNE	1,765,794	176,579	6,870	-
TOTALS	\$ 20,727,233	\$ 2,072,722	\$ 135,170	\$ 2,793

17-18	17-18 MONTHLY REVENUE	16-17 MONTHLY REVENUE	% CHANGE 16-17 TO 17-18
JULY	\$ 230,549	\$ 179,667	28.32%
AUGUST	235,095	190,884	23.16%
SEPTEMBER	166,944	146,488	13.96%
OCTOBER	171,943	149,272	15.19%
NOVEMBER	165,969	142,152	16.75%
DECEMBER	164,283	138,582	18.55%
JANUARY	173,094	145,607	18.88%
FEBRUARY	154,521	143,951	7.34%
MARCH	196,617	170,283	15.46%
APRIL	186,381	163,030	14.32%
MAY	181,840	159,191	14.23%
JUNE	183,449	192,438	-4.67%
TOTALS	\$ 2,210,685	\$ 1,921,545	15.05%

NOTE:

a - Greater of minimum annual guarantee of \$1,758,152 or 10% of gross receipts.

b - Ready Car Parking: Effective June 2017, 25,445 sf at \$0.26/sf for East Parking Structure and 50,000 sf at \$0.54/sf for Main Street Parking Lot; effective September 2017, 25,445 sf at \$0.26/sf for East Parking Structure; effective December 2017, 25,445 sf at \$0.27/sf for East Parking Structure.

c - Lease effective December 1, 2013.

THE HERTZ CORPORATION
LEASE AGREEMENT - RENTAL CAR CONCESSION

LEASE EXPIRES 11/30/2018

17-18	ATLANTIC		HERTZ		DOLLAR		MONTHLY	MINIMUM
	AVIATION FBO	ACI FBO	TERMINAL	TERMINAL	TERMINAL	TERMINAL	GROSS	RENT OR
	GROSS RECEIPTS	GROSS RECEIPTS (d)	GROSS RECEIPTS	GROSS RECEIPTS	GROSS RECEIPTS	GROSS RECEIPTS	RECEIPTS	10% GROSS (a)
JULY	\$ 21,611	\$ 16,419	\$ 2,893,601	\$ 819,811	\$ 3,751,442	\$ 334,167		
AUGUST	28,168	13,559	2,982,044	724,727	3,748,498	334,167		
SEPTEMBER	15,209	5,305	2,252,675	578,082	2,851,271	334,167		
OCTOBER	19,762	7,126	2,406,927	566,450	3,000,265	334,167		
NOVEMBER	15,682	7,366	2,221,631	503,103	2,747,782	334,167		
DECEMBER	14,906	9,680	2,158,293	575,790	2,758,669	334,167		
JANUARY	22,032	8,589	2,193,123	585,427	2,809,171	334,167		
FEBRUARY	19,652	3,195	2,103,925	424,422	2,551,194	334,167		
MARCH	29,315	9,362	2,630,455	585,151	3,254,283	334,167		
APRIL	17,409	12,276	2,499,957	647,392	3,177,034	334,167		
MAY	17,641	11,455	2,340,301	718,297	3,087,694	334,167		
JUNE	19,484	7,582	2,555,983	692,473	3,275,522	334,167		
TOTALS	\$ 240,871	\$ 111,914	\$ 29,238,915	\$ 7,421,125	\$ 37,012,825	\$ 4,010,004		

17-18	LATE /		17-18	16-17	% CHANGE
	READY CAR	PENALTY	MONTHLY	MONTHLY	16-17 TO
	PARKING (b)	FEES	REVENUE	REVENUE	17-18
JULY	\$ 31,652	\$ -	\$ 365,819	\$ 361,858	1.09%
AUGUST	32,652	-	366,819	361,858	1.37%
SEPTEMBER	31,726	-	365,893	361,858	1.12%
OCTOBER	31,726	-	365,893	361,858	1.12%
NOVEMBER	31,726	-	365,893	361,858	1.12%
DECEMBER	32,917	-	367,084	361,858	1.44%
JANUARY	32,917	-	367,084	361,858	1.44%
FEBRUARY	32,917	-	367,084	361,858	1.44%
MARCH	32,917	-	367,084	361,858	1.44%
APRIL	32,917	-	367,084	361,858	1.44%
MAY	65,411	-	399,578	361,858	10.42%
JUNE	65,411	-	399,578	361,499	10.53%
TOTALS	\$ 454,889	\$ -	\$ 4,464,893	\$ 4,341,937	2.83%

NOTE:

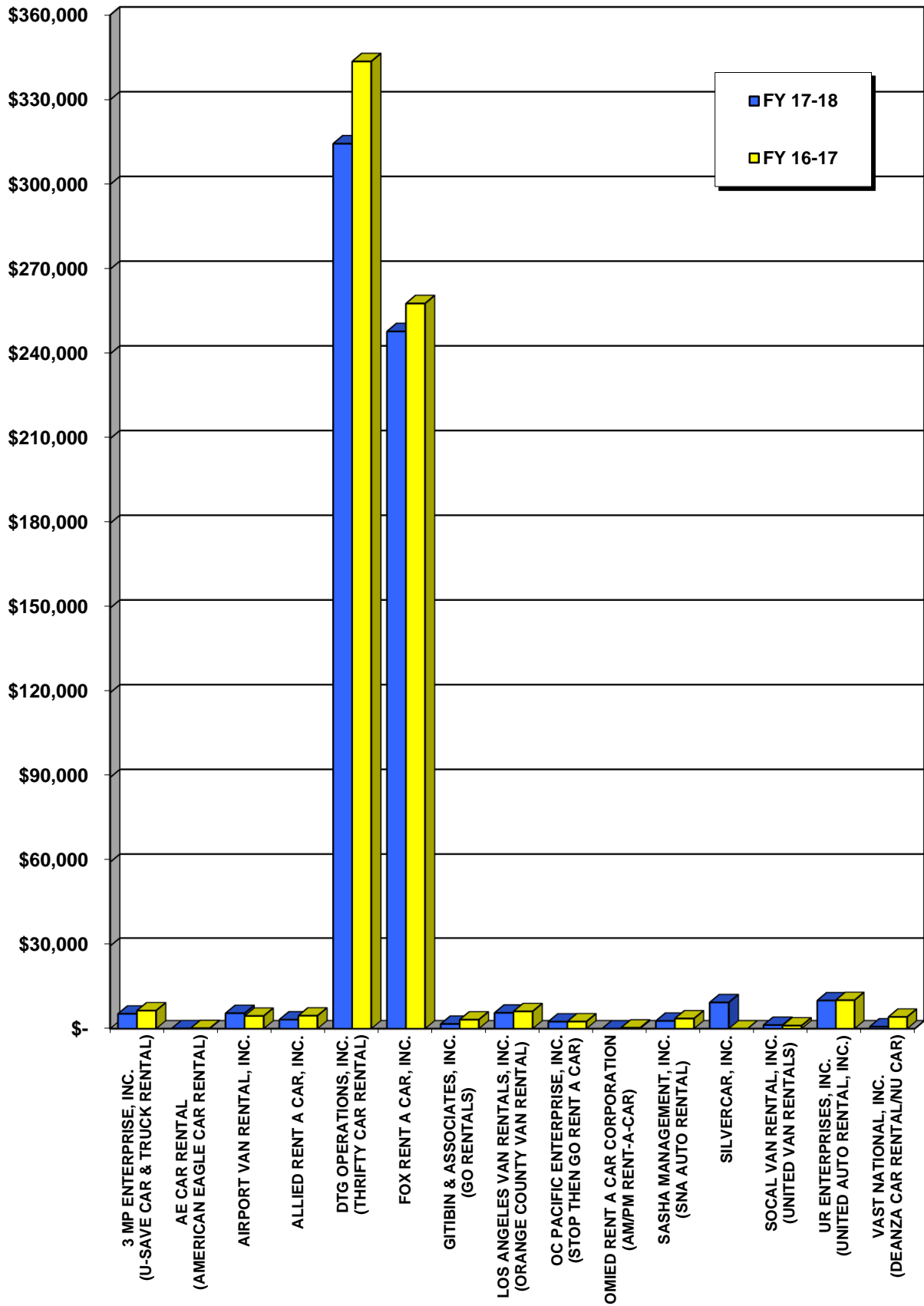
a - Greater of minimum annual guarantee of \$4,010,000 or 10% of gross receipts.

b - Ready Car Parking: Effective July 2017, 42,816 sf at \$0.26/sf for East Parking Structure and 38,000 sf at \$0.54/sf for Main Street Parking Lot; effective September 2017, 43,100 sf at \$0.26/sf for East Parking Structure and 38,000 sf at \$0.54/sf for Main Street Parking Lot; effective December 2017, 43,100 sf at \$0.27/sf for East Parking Structure and 38,000 sf at \$0.56/sf for Main Street Parking Lot; effective May 2018, 43,100 sf at \$0.27/sf for East Parking Structure, 38,000 sf at \$0.56/sf for Main Street Parking Lot, and 43,325 sf at \$0.75/sf for Overflow-East Parking Structure.

c - Lease effective December 1, 2013.

d - Aviation Consultants' lease effective on April 1, 2017.

OFF AIRPORT RENTAL CAR SUMMARY



*RENTAL CAR SUMMARY FOR FY 2017-18
OFF AIRPORT*

LICENSEE	17-18 GROSS RECEIPTS	MONTHLY REVENUE 9% GROSS (a)	RENTAL CAR PARKING	LATE / PENALTY FEES	17-18 TOTAL REVENUE	16-17 TOTAL REVENUE	% CHANGE 16-17 TO 17-18
3 MP ENTERPRISE, INC. (U-SAVE CAR & TRUCK RENTAL)	\$ 59,838	\$ 5,387	\$ -	\$ -	\$ 5,387	\$ 6,543	-17.67%
AE CAR RENTAL (AMERICAN EAGLE CAR RENTAL)	901	81	-	-	81	164	-50.61%
AIRPORT VAN RENTAL, INC.	52,895	4,761	-	836	5,597	4,590	21.94%
ALLIED RENT A CAR, INC.	35,213	3,168	-	104	3,272	4,686	-30.17%
DTG OPERATIONS, INC. (THRIFTY CAR RENTAL)	3,493,688	314,432	-	-	314,432	343,552	-8.48%
FOX RENT A CAR, INC.	2,688,702	241,984	-	5,962	247,946	257,835	-3.84%
GITIBIN & ASSOCIATES, INC. (GO RENTALS)	18,889	1,700	-	-	1,700	3,258	-47.82%
LOS ANGELES VAN RENTALS, INC. (ORANGE COUNTY VAN RENTAL)	63,750	5,739	-	-	5,739	6,263	-8.37%
OC PACIFIC ENTERPRISE, INC. (STOP THEN GO RENT A CAR)	28,178	2,537	-	-	2,537	2,567	-1.17%
OMIED RENT A CAR CORPORATION (AM/PM RENT-A-CAR)	-	-	-	-	-	319	-100.00%
SASHA MANAGEMENT, INC. (SNA AUTO RENTAL)	28,876	2,600	-	205	2,805	3,660	-23.36%
SILVERCAR, INC.	44,603	4,015	5,497	-	9,512	-	N/A
SOCAL VAN RENTAL, INC. (UNITED VAN RENTALS)	14,389	1,295	-	-	1,295	1,089	18.92%
UR ENTERPRISES, INC. (UNITED AUTO RENTAL, INC.)	113,434	10,209	-	-	10,209	10,314	-1.02%
VAST NATIONAL, INC. (DEANZA CAR RENTAL/NU CAR)	-	269	-	462	731	4,248	-82.79%
TOTALS	\$ 6,643,356	\$ 598,177	\$ 5,497	\$ 7,569	\$ 611,243	\$ 649,088	-5.83%

NOTE:

a - Licensees paid 9% of gross receipts unless otherwise noted in the individual schedules.

3 MP ENTERPRISE, INC.
dba U-SAVE CAR & TRUCK RENTAL
OFF AIRPORT RENTAL CAR LICENSE
LICENSE EXPIRES 09/17/2018

17-18	MONTHLY GROSS RECEIPTS	MONTHLY REVENUE 9% GROSS	LATE / PENALTY FEES	17-18 MONTHLY REVENUE	16-17 MONTHLY REVENUE	% CHANGE 16-17 TO 17-18
JULY	\$ 6,062	\$ 546	\$ -	\$ 546	\$ 1,117	-51.12%
AUGUST	5,890	530	-	530	651	-18.59%
SEPTEMBER	4,229	381	-	381	399	-4.51%
OCTOBER	4,445	400	-	400	594	-32.66%
NOVEMBER	4,932	444	-	444	574	-22.65%
DECEMBER	4,575	412	-	412	365	12.88%
JANUARY	4,876	439	-	439	447	-1.79%
FEBRUARY	4,380	394	-	394	399	-1.25%
MARCH	6,352	572	-	572	345	65.80%
APRIL	4,950	446	-	446	498	-10.44%
MAY	4,131	372	-	372	515	-27.77%
JUNE	5,016	451	-	451	639	-29.42%
TOTALS	\$ 59,838	\$ 5,387	\$ -	\$ 5,387	\$ 6,543	-17.67%

NOTE:

a - License effective September 18, 2013.

AE CAR RENTAL
dba AMERICAN EAGLE CAR RENTAL
OFF AIRPORT RENTAL CAR LICENSE
 LICENSE TERMINATED 05/15/2018

	MONTHLY	MONTHLY	LATE /	17-18	16-17	% CHANGE
17-18	GROSS	REVENUE	PENALTY	MONTHLY	MONTHLY	16-17 TO
	RECEIPTS	9% GROSS	FEES	REVENUE	REVENUE	17-18
JULY	\$ 142	\$ 13	\$ -	\$ 13	\$ 31	-58.06%
AUGUST	114	10	-	10	21	-52.38%
SEPTEMBER	110	10	-	10	13	-23.08%
OCTOBER	100	9	-	9	16	-43.75%
NOVEMBER	73	7	-	7	54	-87.04%
DECEMBER	157	14	-	14	6	133.33%
JANUARY	135	12	-	12	3	300.00%
FEBRUARY	70	6	-	6	4	50.00%
MARCH	-	-	-	-	6	-100.00%
APRIL	-	-	-	-	3	-100.00%
MAY	-	-	-	-	3	-100.00%
JUNE	-	-	-	-	4	-100.00%
TOTALS	\$ 901	\$ 81	\$ -	\$ 81	\$ 164	-50.61%

NOTE:

a - License effective January 31, 2013 and terminated May 15, 2018.

AIRPORT VAN RENTAL, INC.
OFF AIRPORT RENTAL CAR LICENSE

LICENSE EXPIRES 07/07/2018

	MONTHLY	MONTHLY	LATE /	17-18	16-17	% CHANGE
17-18	GROSS	REVENUE	PENALTY	MONTHLY	MONTHLY	16-17 TO
	RECEIPTS	9% GROSS	FEES	REVENUE	REVENUE	17-18
JULY	\$ 13,695	\$ 1,233	\$ -	\$ 1,233	\$ 470	162.34%
AUGUST	9,653	869	-	869	423	105.44%
SEPTEMBER	3,310	298	-	298	388	-23.20%
OCTOBER	3,197	288	-	288	270	6.67%
NOVEMBER	1,772	159	104	263	266	-1.13%
DECEMBER	1,488	134	-	134	218	-38.53%
JANUARY	2,335	210	104	314	411	-23.60%
FEBRUARY	2,303	207	-	207	360	-42.50%
MARCH	3,232	291	207	498	530	-6.04%
APRIL	4,678	421	206	627	411	52.55%
MAY	4,729	426	-	426	341	24.93%
JUNE	2,503	225	215	440	502	-12.35%
TOTALS	\$ 52,895	\$ 4,761	\$ 836	\$ 5,597	\$ 4,590	21.94%

NOTE:

a - License effective July 8, 2013.

ALLIED RENT A CAR, INC.
OFF AIRPORT RENTAL CAR LICENSE
MONTH TO MONTH

17-18	MONTHLY GROSS RECEIPTS	MONTHLY REVENUE 9% GROSS	LATE / PENALTY FEES	17-18 MONTHLY REVENUE	16-17 MONTHLY REVENUE	% CHANGE 16-17 TO 17-18
JULY	\$ 4,526	\$ 407	\$ -	\$ 407	\$ 481	-15.38%
AUGUST	3,578	322	-	322	407	-20.88%
SEPTEMBER	3,069	276	-	276	411	-32.85%
OCTOBER	2,856	257	-	257	410	-37.32%
NOVEMBER	2,487	224	-	224	372	-39.78%
DECEMBER	3,361	302	-	302	538	-43.87%
JANUARY	2,605	234	-	234	388	-39.69%
FEBRUARY	2,732	246	-	246	306	-19.61%
MARCH	2,599	234	104	338	346	-2.31%
APRIL	2,424	218	-	218	311	-29.90%
MAY	2,612	235	-	235	342	-31.29%
JUNE	2,364	213	-	213	374	-43.05%
TOTALS	\$ 35,213	\$ 3,168	\$ 104	\$ 3,272	\$ 4,686	-30.17%

NOTE:

a - License effective July 13, 2012 and expired July 12, 2017.

DTG OPERATIONS, INC.
dba THRIFTY CAR RENTAL
OFF AIRPORT RENTAL CAR LICENSE
LICENSE EXPIRES 04/14/2019

	MONTHLY	MONTHLY	LATE /	17-18	16-17	% CHANGE
17-18	GROSS	REVENUE	PENALTY	MONTHLY	MONTHLY	16-17 TO
	RECEIPTS	9% GROSS	FEES	REVENUE	REVENUE	17-18
JULY	\$ 347,532	\$ 31,278	\$ -	\$ 31,278	\$ 35,509	-11.92%
AUGUST	329,612	29,665	-	29,665	38,403	-22.75%
SEPTEMBER	232,216	20,899	-	20,899	28,060	-25.52%
OCTOBER	225,892	20,330	-	20,330	25,810	-21.23%
NOVEMBER	198,254	17,843	-	17,843	25,162	-29.09%
DECEMBER	250,776	22,570	-	22,570	21,871	3.20%
JANUARY	321,763	28,959	-	28,959	23,824	21.55%
FEBRUARY	295,957	26,636	-	26,636	23,689	12.44%
MARCH	324,562	29,211	-	29,211	27,664	5.59%
APRIL	341,147	30,703	-	30,703	31,821	-3.51%
MAY	311,832	28,065	-	28,065	32,561	-13.81%
JUNE	314,145	28,273	-	28,273	29,178	-3.10%
TOTALS	\$ 3,493,688	\$ 314,432	\$ -	\$ 314,432	\$ 343,552	-8.48%

NOTE:

a - License effective April 15, 2014.

PM 1121-296-65 (a)

PM 1121-296-81 (b)

FOX RENT A CAR, INC.
OFF AIRPORT RENTAL CAR LICENSE

LICENSE EXPIRES 01/31/2023

	MONTHLY	MONTHLY	LATE /	17-18	16-17	% CHANGE
17-18	GROSS	REVENUE	PENALTY	MONTHLY	MONTHLY	16-17 TO
	RECEIPTS	9% GROSS	FEES	REVENUE	REVENUE	17-18
JULY	\$ 322,755	\$ 29,048	\$ -	\$ 29,048	\$ 26,855	8.17%
AUGUST	308,845	27,796	396	28,192	25,093	12.35%
SEPTEMBER	206,039	18,544	448	18,992	19,885	-4.49%
OCTOBER	210,491	18,944	-	18,944	22,370	-15.32%
NOVEMBER	195,285	17,576	971	18,547	17,868	3.80%
DECEMBER	196,907	17,722	1,312	19,034	17,234	10.44%
JANUARY	190,511	17,146	1,032	18,178	20,366	-10.74%
FEBRUARY	179,710	16,174	-	16,174	18,201	-11.14%
MARCH	235,998	21,240	366	21,606	24,489	-11.77%
APRIL	217,683	19,591	700	20,291	21,063	-3.67%
MAY	203,175	18,286	-	18,286	20,092	-8.99%
JUNE	221,303	19,917	737	20,654	24,319	-15.07%
TOTALS	\$ 2,688,702	\$ 241,984	\$ 5,962	\$ 247,946	\$ 257,835	-3.84%

NOTE:

a - License effective December 10, 2012 and expired December 9, 2017.

b - License effective February 1, 2018.

GITIBIN & ASSOCIATES, INC.
dba GO RENTALS
OFF AIRPORT RENTAL CAR LICENSE
LICENSE EXPIRES 03/31/2021

17-18	MONTHLY GROSS RECEIPTS	MONTHLY REVENUE 9% GROSS	LATE / PENALTY FEES	17-18 MONTHLY REVENUE	16-17 MONTHLY REVENUE	% CHANGE 16-17 TO 17-18
JULY	\$ 3,120	\$ 281	\$ -	\$ 281	\$ 464	-39.44%
AUGUST	2,750	247	-	247	292	-15.41%
SEPTEMBER	890	80	-	80	594	-86.53%
OCTOBER	620	56	-	56	281	-80.07%
NOVEMBER	-	-	-	-	55	-100.00%
DECEMBER	3,700	333	-	333	202	64.85%
JANUARY	660	59	-	59	212	-72.17%
FEBRUARY	630	57	-	57	317	-82.02%
MARCH	2,230	201	-	201	239	-15.90%
APRIL	2,700	243	-	243	252	-3.57%
MAY	1,590	143	-	143	198	-27.78%
JUNE	-	-	-	-	152	-100.00%
TOTALS	\$ 18,889	\$ 1,700	\$ -	\$ 1,700	\$ 3,258	-47.82%

NOTE:

a - License effective April 1, 2016.

*LOS ANGELES VAN RENTALS, INC.
dba ORANGE COUNTY VAN RENTAL
OFF AIRPORT RENTAL CAR LICENSE
LICENSE EXPIRES 08/28/2018*

	MONTHLY	MONTHLY	LATE /	17-18	16-17	% CHANGE
17-18	GROSS	REVENUE	PENALTY	MONTHLY	MONTHLY	16-17 TO
	RECEIPTS	9% GROSS	FEES	REVENUE	REVENUE	17-18
JULY	\$ 13,555	\$ 1,220	\$ -	\$ 1,220	\$ 1,342	-9.09%
AUGUST	9,677	871	-	871	776	12.24%
SEPTEMBER	984	89	-	89	155	-42.58%
OCTOBER	3,173	286	-	286	188	52.13%
NOVEMBER	3,074	277	-	277	245	13.06%
DECEMBER	4,320	389	-	389	389	0.00%
JANUARY	6,607	595	-	595	319	86.52%
FEBRUARY	2,938	264	-	264	209	26.32%
MARCH	4,429	399	-	399	886	-54.97%
APRIL	3,794	341	-	341	818	-58.31%
MAY	4,122	371	-	371	458	-19.00%
JUNE	7,077	637	-	637	478	33.26%
TOTALS	\$ 63,750	\$ 5,739	\$ -	\$ 5,739	\$ 6,263	-8.37%

NOTE:

a - License effective August 29, 2013.

*OC PACIFIC ENTERPRISE, INC.
dba STOP THEN GO RENT A CAR
OFF AIRPORT RENTAL CAR LICENSE*

LICENSE EXPIRES 03/07/2021

	MONTHLY	MONTHLY	LATE /	17-18	16-17	% CHANGE
17-18	GROSS	REVENUE	PENALTY	MONTHLY	MONTHLY	16-17 TO
	RECEIPTS	9% GROSS	FEES	REVENUE	REVENUE	17-18
JULY	\$ 4,027	\$ 362	\$ -	\$ 362	\$ 398	-9.05%
AUGUST	2,897	261	-	261	534	-51.12%
SEPTEMBER	1,694	152	-	152	247	-38.46%
OCTOBER	2,362	213	-	213	126	69.05%
NOVEMBER	2,338	210	-	210	91	130.77%
DECEMBER	2,752	248	-	248	180	37.78%
JANUARY	2,319	209	-	209	147	42.18%
FEBRUARY	1,473	133	-	133	204	-34.80%
MARCH	3,014	271	-	271	250	8.40%
APRIL	2,507	226	-	226	165	36.97%
MAY	920	83	-	83	128	-35.16%
JUNE	1,875	169	-	169	97	74.23%
TOTALS	\$ 28,178	\$ 2,537	\$ -	\$ 2,537	\$ 2,567	-1.17%

NOTE:

a - License effective March 8, 2016.

PM 1121-296-79 (a)

OMIED RENT A CAR CORPORATION
dba AM/PM RENT-A-CAR
OFF AIRPORT RENTAL CAR LICENSE
LICENSE TERMINATED 04/01/2017

	MONTHLY	MONTHLY	LATE /	17-18	16-17	% CHANGE
17-18	GROSS	REVENUE	PENALTY	MONTHLY	MONTHLY	16-17 TO
	RECEIPTS	9% GROSS	FEES	REVENUE	REVENUE	17-18
JULY	\$ -	\$ -	\$ -	\$ -	\$ 95	-100.00%
AUGUST	-	-	-	-	143	-100.00%
SEPTEMBER	-	-	-	-	38	-100.00%
OCTOBER	-	-	-	-	4	-100.00%
NOVEMBER	-	-	-	-	-	N/A
DECEMBER	-	-	-	-	39	-100.00%
JANUARY	-	-	-	-	-	N/A
FEBRUARY	-	-	-	-	-	N/A
MARCH	-	-	-	-	-	N/A
APRIL	-	-	-	-	-	N/A
MAY	-	-	-	-	-	N/A
JUNE	-	-	-	-	-	N/A
TOTALS	\$ -	\$ -	\$ -	\$ -	\$ 319	-100.00%

NOTE:

a - License effective June 14, 2016 and terminated April 1, 2017.

SASHA MANAGEMENT, INC.
dba SNA AUTO RENTAL
OFF AIRPORT RENTAL CAR LICENSE
LICENSE EXPIRES 02/09/2021

	MONTHLY	MONTHLY	LATE /	17-18	16-17	% CHANGE
17-18	GROSS	REVENUE	PENALTY	MONTHLY	MONTHLY	16-17 TO
	RECEIPTS	9% GROSS	FEES	REVENUE	REVENUE	17-18
JULY	\$ 3,612	\$ 325	\$ -	\$ 325	\$ 562	-42.17%
AUGUST	2,101	189	-	189	372	-49.19%
SEPTEMBER	1,330	120	-	120	223	-46.19%
OCTOBER	1,608	145	-	145	404	-64.11%
NOVEMBER	1,363	123	102	225	210	7.14%
DECEMBER	3,618	326	-	326	342	-4.68%
JANUARY	2,174	196	-	196	325	-39.69%
FEBRUARY	926	83	-	83	228	-63.60%
MARCH	3,823	344	-	344	263	30.80%
APRIL	2,207	199	103	302	202	49.50%
MAY	2,053	185	-	185	161	14.91%
JUNE	4,061	365	-	365	368	-0.82%
TOTALS	\$ 28,876	\$ 2,600	\$ 205	\$ 2,805	\$ 3,660	-23.36%

NOTE:

a - License effective February 10, 2016.

PM 1121-296-86 (a)

PM 1121-296-88 (b)

SILVERCAR, INC.
OFF AIRPORT RENTAL CAR LICENSE
LICENSE EXPIRES 04/29/2023

17-18	MONTHLY GROSS RECEIPTS	MONTHLY REVENUE 9% GROSS	RENTAL CAR PARKING (c)	LATE / PENALTY FEES	17-18 MONTHLY REVENUE	16-17 MONTHLY REVENUE	% CHANGE 16-17 TO 17-18
JULY	\$ -	\$ -	\$ -	\$ -	\$ -	\$ -	N/A
AUGUST	-	-	-	-	-	-	N/A
SEPTEMBER	-	-	-	-	-	-	N/A
OCTOBER	-	-	-	-	-	-	N/A
NOVEMBER	-	-	-	-	-	-	N/A
DECEMBER	-	-	-	-	-	-	N/A
JANUARY	-	-	-	-	-	-	N/A
FEBRUARY	-	-	-	-	-	-	N/A
MARCH	-	-	-	-	-	-	N/A
APRIL	-	-	-	-	-	-	N/A
MAY	19,784	1,781	2,443	-	4,224	-	N/A
JUNE	24,819	2,234	3,054	-	5,288	-	N/A
TOTALS	\$ 44,603	\$ 4,015	\$ 5,497	\$ -	\$ 9,512	\$ -	N/A

NOTE:

a - Off Airport license effective April 30, 2018.

b - Rental Car Parking license effective May 8, 2018 and expires November 30, 2018.

c - Effective May 8, 2018, monthly rent is \$3,054 at 4,072 sf for Main Street Lot.

SOCAL VAN RENTAL, INC.
dba UNITED VAN RENTALS
OFF AIRPORT RENTAL CAR LICENSE
LICENSE EXPIRES 01/31/2021

	MONTHLY	MONTHLY	LATE /	17-18	16-17	% CHANGE
17-18	GROSS	REVENUE	PENALTY	MONTHLY	MONTHLY	16-17 TO
	RECEIPTS	9% GROSS	FEES	REVENUE	REVENUE	17-18
JULY	\$ 2,913	\$ 262	\$ -	\$ 262	\$ 178	47.19%
AUGUST	2,228	201	-	201	97	107.22%
SEPTEMBER	-	-	-	-	118	-100.00%
OCTOBER	834	75	-	75	48	56.25%
NOVEMBER	989	89	-	89	-	N/A
DECEMBER	2,621	236	-	236	92	156.52%
JANUARY	599	54	-	54	96	-43.75%
FEBRUARY	509	46	-	46	95	-51.58%
MARCH	1,267	114	-	114	91	25.27%
APRIL	276	25	-	25	-	N/A
MAY	860	77	-	77	180	-57.22%
JUNE	1,293	116	-	116	94	23.40%
TOTALS	\$ 14,389	\$ 1,295	\$ -	\$ 1,295	\$ 1,089	18.92%

NOTE:

a - License effective February 1, 2016.

UR ENTERPRISES, INC.
dba UNITED AUTO RENTAL, INC.
OFF AIRPORT RENTAL CAR LICENSE
 MONTH TO MONTH

	MONTHLY	MONTHLY	LATE /	17-18	16-17	% CHANGE
17-18	GROSS	REVENUE	PENALTY	MONTHLY	MONTHLY	16-17 TO
	RECEIPTS	9% GROSS	FEES	REVENUE	REVENUE	17-18
JULY	\$ 14,888	\$ 1,340	\$ -	\$ 1,340	\$ 1,025	30.73%
AUGUST	19,556	1,760	-	1,760	1,273	38.26%
SEPTEMBER	6,719	605	-	605	785	-22.93%
OCTOBER	7,289	656	-	656	690	-4.93%
NOVEMBER	8,322	749	-	749	549	36.43%
DECEMBER	9,033	813	-	813	623	30.50%
JANUARY	7,711	694	-	694	1,087	-36.15%
FEBRUARY	7,333	660	-	660	498	32.53%
MARCH	8,000	720	-	720	1,035	-30.43%
APRIL	8,533	768	-	768	1,042	-26.30%
MAY	6,267	564	-	564	806	-30.02%
JUNE	9,783	880	-	880	901	-2.33%
TOTALS	\$ 113,434	\$ 10,209	\$ -	\$ 10,209	\$ 10,314	-1.02%

NOTE:

a - License effective January 31, 2013 and expired January 30, 2018.

VAST NATIONAL, INC.
dba DEANZA CAR RENTAL/NU CAR
OFF AIRPORT RENTAL CAR LICENSE
LICENSE TERMINATED 07/22/2017

	MONTHLY	MONTHLY	LATE /	17-18	16-17	% CHANGE
17-18	GROSS	REVENUE	PENALTY	MONTHLY	MONTHLY	16-17 TO
	RECEIPTS	9% GROSS	FEES	REVENUE	REVENUE	17-18
JULY	\$ -	\$ 269	\$ 237	\$ 506	\$ 360	40.56%
AUGUST	-	-	-	-	462	-100.00%
SEPTEMBER	-	-	-	-	367	-100.00%
OCTOBER	-	-	225	225	355	-36.62%
NOVEMBER	-	-	-	-	358	-100.00%
DECEMBER	-	-	-	-	501	-100.00%
JANUARY	-	-	-	-	384	-100.00%
FEBRUARY	-	-	-	-	190	-100.00%
MARCH	-	-	-	-	203	-100.00%
APRIL	-	-	-	-	315	-100.00%
MAY	-	-	-	-	274	-100.00%
JUNE (b)	-	-	-	-	479	-100.00%
TOTALS	\$ -	\$ 269	\$ 462	\$ 731	\$ 4,248	-82.79%

NOTE:

a - License effective April 1, 2016 and terminated July 22, 2017.

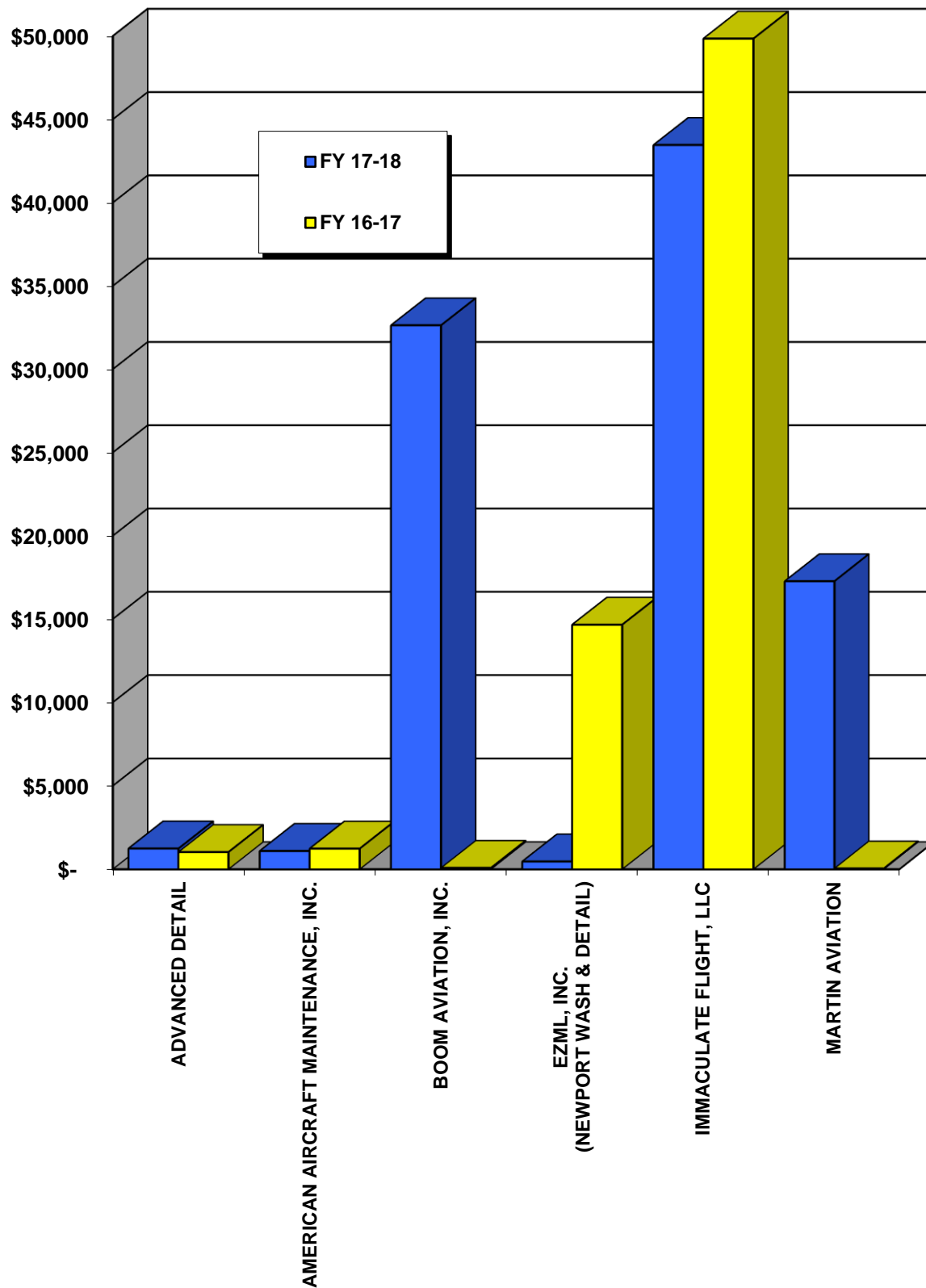
b - For gross receipts not available, amount due was calculated based upon average.

WASH AND WAX



WASH AND WAX

WASH AND WAX SUMMARY



WASH & WAX LICENSE SUMMARY FOR FY 2017-2018

LICENSEE	17-18 REVENUE	LATE / PENALTY FEES	17-18 TOTAL REVENUE	16-17 TOTAL REVENUE	% CHANGE 16-17 TO 17-18
ADVANCED DETAIL	\$ 800	\$ 445	\$ 1,245	\$ 1,030	20.87%
AMERICAN AIRCRAFT MAINTENANCE, INC.	1,096	-	1,096	1,237	-11.40%
BOOM AVIATION, INC.	32,630	-	32,630	83	39213.25%
EZML, INC. (NEWPORT WASH & DETAIL)	467	-	467	14,656	-96.81%
IMMACULATE FLIGHT, LLC (a)	43,456	-	43,456	49,841	-12.81%
MARTIN AVIATION	17,104	162	17,266	49	35136.73%
TOTALS	\$ 95,553	\$ 607	\$ 96,160	\$ 66,896	43.75%

NOTE:

a - Includes auditor adjustments to increase revenue reported in the 2016-2017 Revenue Report.

ADVANCED DETAIL
WASH & WAX LICENSE
UPON WRITTEN NOTICE

	WASH & WAX	REVENUE	LATE /	17-18	16-17	% CHANGE
17-18	GROSS	15% GROSS	PENALTY	QUARTERLY	TOTAL	16-17 TO
	RECEIPTS	OR \$200/QTR	FEES	REVENUE	REVENUE	17-18
JUL-SEP	\$ -	\$ 200	\$ 112	\$ 312	\$ 200	56.00%
OCT-DEC	-	200	112	312	321	-2.80%
JAN-MAR	-	200	-	200	200	0.00%
APR-JUN	300	200	221	421	309	36.25%
TOTALS	\$ 300	\$ 800	\$ 445	\$ 1,245	\$ 1,030	20.87%

AMERICAN AIRCRAFT MAINTENANCE, INC.

WASH & WAX LICENSE

UPON WRITTEN NOTICE

17-18	WASH & WAX		REVENUE		LATE /		17-18	16-17	% CHANGE
	GROSS		15% GROSS		PENALTY		QUARTERLY	TOTAL	16-17 TO
	RECEIPTS		OR \$200/QTR		FEES		REVENUE	REVENUE	17-18
JUL-SEP	\$	1,895	\$	284	\$	-	\$ 284	\$ 299	-5.02%
OCT-DEC		1,825	\$	274		-	274	274	0.00%
JAN-MAR		1,795		269		-	269	274	-1.82%
APR-JUN		1,795		269		-	269	390	-31.03%
TOTALS	\$	7,310	\$	1,096	\$	-	\$ 1,096	\$ 1,237	-11.40%

NOTE:

a - License effective July 27, 2017.

*BOOM AVIATION, INC.**WASH & WAX LICENSE**UPON WRITTEN NOTICE*

	WASH & WAX	REVENUE	LATE /	17-18	16-17	% CHANGE
17-18	GROSS	15% GROSS	PENALTY	QUARTERLY	TOTAL	16-17 TO
	RECEIPTS	OR \$200/QTR	FEES	REVENUE	REVENUE	17-18
JUL-SEP	\$ 42,320	\$ 6,348	\$ -	\$ 6,348	\$ -	N/A
OCT-DEC	40,444	6,067	-	6,067	-	N/A
JAN-MAR	60,330	9,050	-	9,050	-	N/A
APR-JUN	74,432	11,165	-	11,165	83	13351.81%
TOTALS	\$ 217,526	\$ 32,630	\$ -	\$ 32,630	\$ 83	39213.25%

NOTE:

a - License effective June 30, 2017.

EZML, INC.
dba NEWPORT WASH & DETAIL
WASH & WAX LICENSE
LICENSE TERMINATED 07/04/2017

	WASH & WAX	REVENUE	LATE /	17-18	16-17	% CHANGE
17-18	GROSS	15% GROSS	PENALTY	QUARTERLY	TOTAL	16-17 TO
	RECEIPTS	OR \$200/QTR	FEEs	REVENUE	REVENUE	17-18
JUL-SEP	\$ 3,115	\$ 467	\$ -	\$ 467	\$ 4,283	-89.10%
OCT-DEC	-	-	-	-	3,683	-100.00%
JAN-MAR	-	-	-	-	3,833	-100.00%
APR-JUN	-	-	-	-	2,857	-100.00%
TOTALS	\$ 3,115	\$ 467	\$ -	\$ 467	\$ 14,656	-96.81%

NOTE:

a - License terminated on July 4, 2017.

IMMACULATE FLIGHT, LLC
WASH & WAX LICENSE
UPON WRITTEN NOTICE

	WASH & WAX	REVENUE	LATE /	17-18	16-17	% CHANGE
17-18	GROSS	15% GROSS	PENALTY	QUARTERLY	TOTAL	16-17 TO
	RECEIPTS	OR \$200/QTR	FEES	REVENUE	REVENUE (a)	17-18
JUL-SEP	\$ 75,518	\$ 11,328	\$ -	\$ 11,328	\$ 13,662	-17.08%
OCT-DEC	54,502	8,175	-	8,175	12,050	-32.16%
JAN-MAR	72,868	10,930	-	10,930	10,842	0.81%
APR-JUN	86,820	13,023	-	13,023	13,287	-1.99%
TOTALS	\$ 289,708	\$ 43,456	\$ -	\$ 43,456	\$ 49,841	-12.81%

NOTE:

a - Includes auditor adjustments to increase revenue reported in the 2016-2017 Revenue Report.


MARTIN AVIATION
WASH & WAX LICENSE
UPON WRITTEN NOTICE

	WASH & WAX	REVENUE	LATE /	17-18	16-17	% CHANGE
17-18	GROSS	15% GROSS	PENALTY	QUARTERLY	TOTAL	16-17 TO
	RECEIPTS	OR \$200/QTR	FEES	REVENUE	REVENUE	17-18
JUL-SEP	\$ 21,795	\$ 3,269	\$ -	\$ 3,269	\$ -	N/A
OCT-DEC	27,620	4,143	-	4,143	-	N/A
JAN-MAR	31,522	4,728	162	4,890	-	N/A
APR-JUN	33,095	4,964	-	4,964	49	10030.61%
TOTALS	\$ 114,032	\$ 17,104	\$ 162	\$ 17,266	\$ 49	35136.73%

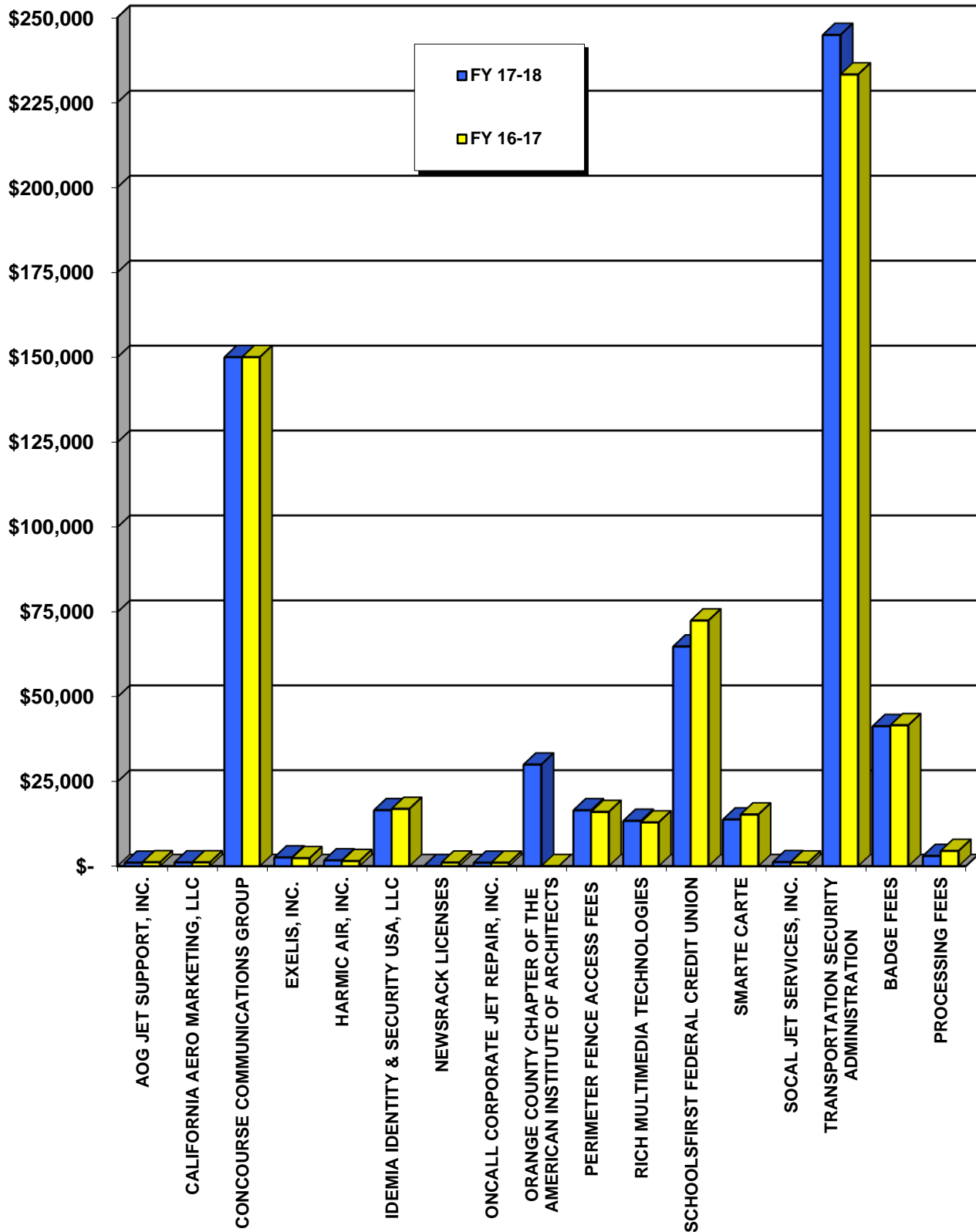
NOTE:

a - License effective June 9, 2017.

MISCELLANEOUS



MISCELLANEOUS SUMMARY



MISCELLANEOUS REVENUE SUMMARY FOR FY 2017-2018

REVENUE TYPE, LESSEE OR LICENSEE		17-18 REVENUE	LATE / PENALTY FEES	TOTAL 17-18 REVENUE	TOTAL 16-17 REVENUE	% CHANGE 16-17 TO 17-18
AOG JET SUPPORT, INC.		\$ 1,000	\$ -	\$ 1,000	\$ 1,137	-12.05%
CALIFORNIA AERO MARKETING, LLC		1,000	108	1,108	1,115	-0.63%
CONCOURSE COMMUNICATIONS GROUP		150,000	-	150,000	150,000	0.00%
EXELIS, INC.		2,256	309	2,565	2,359	8.73%
HARMIC AIR, INC.		1,500	204	1,704	1,500	13.60%
IDEMIA IDENTITY & SECURITY USA, LLC		16,564	-	16,564	16,943	-2.24%
NEWSRACK LICENSES		-	-	-	1,053	-100.00%
ONCALL CORPORATE JET REPAIR, INC.		1,000	-	1,000	1,000	0.00%
ORANGE COUNTY CHAPTER OF THE AMERICAN INSTITUTE OF ARCHITECTS		29,785	278	30,063	-	N/A
PERIMETER FENCE ACCESS FEES		16,115	428	16,543	16,047	3.09%
RICH MULTIMEDIA TECHNOLOGIES		12,685	726	13,411	12,938	3.66%
SCHOOLSFIRST FEDERAL CREDIT UNION		64,840	-	64,840	72,492	-10.56%
SMARTE CARTE		13,809	-	13,809	15,281	-9.63%
SOCAL JET SERVICES, INC.		1,000	188	1,188	1,069	11.13%
TRANSPORTATION SECURITY ADMINISTRATION		244,839	-	244,839	233,187	5.00%
BADGE FEES	(a)	41,401	-	41,401	41,684	-0.68%
PROCESSING FEES	(a), (b)	3,000	-	3,000	4,500	-33.33%
TOTALS		\$ 600,794	\$ 2,241	\$ 603,035	\$ 572,305	5.37%

NOTE:

a - Individual schedules not included in this report.

b - Processing Fees are charged for staff time expended on contracts and agreements initiated by tenants and other second parties.

AOG JET SUPPORT, INC.
MECHANIC LICENSE
UPON WRITTEN NOTICE

	17-18			17-18	16-17	% CHANGE
	QUARTERLY			TOTAL	TOTAL	16-17 TO
	RENT			REVENUE	REVENUE	17-18
17-18						
JUL-SEP	\$ 250	\$ -	\$ 250	\$ 250		0.00%
OCT-DEC	250	-	250	311		-19.61%
JAN-MAR	250		250	250		0.00%
APR-JUN	250	-	250	326		-23.31%
TOTALS	\$ 1,000	\$ -	\$ 1,000	\$ 1,137		-12.05%

CALIFORNIA AERO MARKETING, LLC
MECHANIC LICENSE
UPON WRITTEN NOTICE

	17-18			17-18	16-17	% CHANGE
	QUARTERLY		LATE /	TOTAL	TOTAL	16-17 TO
	RENT		PENALTY	REVENUE	REVENUE	17-18
			FEES			
17-18						
JUL-SEP	\$ 250	\$ -	\$ -	\$ 250	\$ 250	0.00%
OCT-DEC	250	-	-	250	304	-17.76%
JAN-MAR	250	54		304	311	-2.25%
APR-JUN	250	54		304	250	21.60%
TOTALS	\$ 1,000	\$ 108	\$ -	\$ 1,108	\$ 1,115	-0.63%

CONCOURSE COMMUNICATIONS GROUP
WIRELESS PUBLIC INTERNET ACCESS AGREEMENT

AGREEMENT EXPIRES 07/31/2021

	17-18	LATE /	17-18	16-17	% CHANGE
	MONTHLY	PENALTY	MONTHLY	MONTHLY	16-17 TO
	RENT (b)	FEES	REVENUE	REVENUE	17-18
17-18					
JULY	\$ 12,500	\$ -	\$ 12,500	\$ 12,500	0.00%
AUGUST	12,500	-	12,500	12,500	0.00%
SEPTEMBER	12,500	-	12,500	12,500	0.00%
OCTOBER	12,500	-	12,500	12,500	0.00%
NOVEMBER	12,500	-	12,500	12,500	0.00%
DECEMBER	12,500	-	12,500	12,500	0.00%
JANUARY	12,500	-	12,500	12,500	0.00%
FEBRUARY	12,500	-	12,500	12,500	0.00%
MARCH	12,500	-	12,500	12,500	0.00%
APRIL	12,500	-	12,500	12,500	0.00%
MAY	12,500	-	12,500	12,500	0.00%
JUNE	12,500	-	12,500	12,500	0.00%
TOTALS	\$ 150,000	\$ -	\$ 150,000	\$ 150,000	0.00%

NOTE:

a - Agreement effective August 1, 2014.

b - Annual rent is \$150,000; monthly payment of \$12,500.

EXELIS, INC.
GROUND LICENSE
EXPIRES 07/14/2028

	17-18			17-18	16-17	% CHANGE
	MONTHLY	LATE /		MONTHLY	MONTHLY	16-17 TO
	RENT	PENALTY		REVENUE	REVENUE	17-18
		FEES				
JULY	\$ 188	\$ -	\$	188	\$ 188	0.00%
AUGUST	188	-		188	188	0.00%
SEPTEMBER	188	-		188	188	0.00%
OCTOBER	188	206		394	291	35.40%
NOVEMBER	188	103		291	188	54.79%
DECEMBER	188	-		188	188	0.00%
JANUARY	188	-		188	188	0.00%
FEBRUARY	188	-		188	188	0.00%
MARCH	188	-		188	188	0.00%
APRIL	188	-		188	188	0.00%
MAY	188	-		188	188	0.00%
JUNE	188	-		188	188	0.00%
TOTALS	\$ 2,256	\$ 309	\$	2,565	\$ 2,359	8.73%

HARMIC AIR, INC.
LICENSE AGREEMENT - TIEDOWN RELATED SERVICES
UPON WRITTEN NOTICE

17-18	MONTHLY GROSS RECEIPTS	MINIMUM RENT OR 8% GROSS (a)	LATE / PENALTY FEES	17-18 MONTHLY REVENUE	16-17 MONTHLY REVENUE	% CHANGE 16-17 TO 17-18
JULY	\$ 1,135	\$ 125	\$ -	\$ 125	\$ 125	0.00%
AUGUST	1,365	125	-	125	125	0.00%
SEPTEMBER	1,135	125	-	125	125	0.00%
OCTOBER	1,135	125	102	227	125	81.60%
NOVEMBER	1,365	125	-	125	125	0.00%
DECEMBER	1,360	125	-	125	125	0.00%
JANUARY	1,350	125	-	125	125	0.00%
FEBRUARY	1,350	125	-	125	125	0.00%
MARCH	1,350	125	-	125	125	0.00%
APRIL	1,350	125	-	125	125	0.00%
MAY	1,350	125	102	227	125	81.60%
JUNE	1,350	125	-	125	125	0.00%
TOTALS	\$ 15,595	\$ 1,500	\$ 204	\$ 1,704	\$ 1,500	13.60%

NOTE:

a - Greater of monthly minimum of \$125 or 8% of monthly gross receipts.

IDEMIA IDENTITY & SECURITY USA, LLC
LICENSE
UPON WRITTEN NOTICE

17-18	17-18 MONTHLY RENT (b)	LATE / PENALTY FEES	17-18 MONTHLY REVENUE	16-17 MONTHLY REVENUE	% CHANGE 16-17 TO 17-18
JULY	\$ 1,367	\$ -	\$ 1,367	\$ 1,416	-3.46%
AUGUST	1,367	-	1,367	1,416	-3.46%
SEPTEMBER	1,367	-	1,367	1,416	-3.46%
OCTOBER	1,367	-	1,367	1,416	-3.46%
NOVEMBER	1,367	-	1,367	1,416	-3.46%
DECEMBER	1,367	-	1,367	1,416	-3.46%
JANUARY	1,367	-	1,367	1,416	-3.46%
FEBRUARY	1,367	-	1,367	1,416	-3.46%
MARCH	1,367	-	1,367	1,416	-3.46%
APRIL	1,367	-	1,367	1,416	-3.46%
MAY	1,367	-	1,367	1,416	-3.46%
JUNE	1,527	-	1,527	1,367	11.70%
TOTALS	\$ 16,564	\$ -	\$ 16,564	\$ 16,943	-2.24%

NOTE:

a - License effective April 10, 2014. Effective January 1, 2018, name changed from MorphoTrust USA, LLC to Idemia Identity & Security USA, LLC.

b - Effective June 2017, monthly rent is \$1,367. Effective June 2018, monthly rent is \$1,527.

VARIOUS

NEWSRACK LICENSES

LICENSEE	17-18		LATE /		17-18		16-17		% CHANGE
	ANNUAL		PENALTY		TOTAL		TOTAL		16-17 TO
	RENT (a)		FEES		REVENUE		REVENUE		17-18
Los Angeles Times	(b)	\$ -	\$ -	\$ -	\$ -	\$ -	475	-100.00%	
O.C. Register	(b)	-	-	-	-	-	578	-100.00%	
TOTALS		\$ -	\$ -	\$ -	\$ -	\$ -	1,053	-100.00%	

NOTE:

a - Newsrack licensees pay an annual rent based on a per stand use fee.

b - License terminated on March 31, 2017.

ONCALL CORPORATE JET REPAIR, INC.
MECHANIC LICENSE
UPON WRITTEN NOTICE

17-18	17-18		LATE /	17-18		16-17	% CHANGE		
	QUARTERLY		PENALTY	TOTAL		TOTAL	16-17 TO		
	RENT		FEEs	REVENUE		REVENUE	17-18		
JUL-SEP	\$	250	\$	-	\$	250	\$	250	0.00%
OCT-DEC		250		-		250		250	0.00%
JAN-MAR		250		-		250		250	0.00%
APR-JUN		250		-		250		250	0.00%
TOTALS	\$	1,000	\$	-	\$	1,000	\$	1,000	0.00%

*ORANGE COUNTY CHAPTER OF THE AMERICAN INSTITUTE OF
ARCHITECTS, A CALIFORNIA CORPORATION*

LEASE EXPIRES 07/14/2027

	17-18					
	MONTHLY	LATE /	17-18	16-17	% CHANGE	
	RENT (b)	PENALTY	MONTHLY	MONTHLY	16-17 TO	
		FEES	REVENUE	REVENUE	17-18	
JULY	\$ 1,295	\$ -	\$ 1,295	\$ -		N/A
AUGUST	2,590	-	2,590	-		N/A
SEPTEMBER	2,590	-	2,590	-		N/A
OCTOBER	2,590	-	2,590	-		N/A
NOVEMBER	2,590	139	2,729	-		N/A
DECEMBER	2,590	139	2,729	-		N/A
JANUARY	2,590	-	2,590	-		N/A
FEBRUARY	2,590	-	2,590	-		N/A
MARCH	2,590	-	2,590	-		N/A
APRIL	2,590	-	2,590	-		N/A
MAY	2,590	-	2,590	-		N/A
JUNE	2,590	-	2,590	-		N/A
TOTALS	\$ 29,785	\$ 278	\$ 30,063	\$ -		N/A

NOTE:

a - Lease effective July 15, 2017.

VARIOUS (a)

PERIMETER FENCE ACCESS FEES

MONTH TO MONTH

LESSEE	17-18	LATE /	17-18	16-17	% CHANGE
	TOTAL	PENALTY	TOTAL	TOTAL	16-17 TO
	REVENUE	FEES	REVENUE	REVENUE	17-18
Alaska Airlines	\$ 3,223	\$ -	\$ 3,223	\$ 3,147	2.41%
American Airlines	3,223	-	3,223	3,147	2.41%
Delta Airlines	3,223	324	3,547	3,459	2.54%
Southwest Airlines	3,223	104	3,327	3,147	5.72%
United Airlines	3,223	-	3,223	3,147	2.41%
TOTALS	\$ 16,115	\$ 428	\$ 16,543	\$ 16,047	3.09%

NOTE:

a - Effective March 2018, monthly access fee increased from \$265.48 to \$274.89.

RICH MULTIMEDIA TECHNOLOGIES
CONTRACT AGREEMENT - PUBLIC PHONE CONCESSION
 AGREEMENT EXPIRES 06/02/2019

17-18	MONTHLY GROSS RECEIPTS	MINIMUM RENT OR 20% GROSS (b),(c)	LATE / PENALTY FEES	17-18 MONTHLY REVENUE	16-17 MONTHLY REVENUE	% CHANGE 16-17 TO 17-18
JULY	\$ 7,800	\$ 1,045	\$ 123	\$ 1,168	\$ 1,018	14.73%
AUGUST	7,800	1,045	-	1,045	1,133	-7.77%
SEPTEMBER	6,450	1,045	-	1,045	1,018	2.65%
OCTOBER	6,450	1,045	123	1,168	1,018	14.73%
NOVEMBER	6,450	1,045	-	1,045	1,164	-10.22%
DECEMBER	-	1,045	-	1,045	1,133	-7.77%
JANUARY	-	1,045	258	1,303	1,164	11.94%
FEBRUARY	-	1,045	-	1,045	1,018	2.65%
MARCH	-	1,045	115	1,160	1,018	13.95%
APRIL	-	1,045	-	1,045	1,218	-14.20%
MAY	-	1,045	-	1,045	1,018	2.65%
JUNE	-	1,190	107	1,297	1,018	27.41%
TOTALS	\$ 34,950	\$ 12,685	\$ 726	\$ 13,411	\$ 12,938	3.66%

NOTE:

a - Agreement effective June 3, 2015.

b - Effective July 2017, greater of monthly minimum of \$1,045 or 20% of gross receipts.

c - Effective June 3, 2018, greater of monthly minimum of \$1,200 or 20% of gross receipts.

SCHOOLSFIRST FEDERAL CREDIT UNION
AUTOMATED TELLER MACHINE
MONTH TO MONTH

17-18	TOTAL NUMBER OF TRANSACTIONS	REVENUE TO COUNTY (a)	LATE / PENALTY FEES	17-18 MONTHLY REVENUE	16-17 MONTHLY REVENUE	% CHANGE 16-17 TO 17-18
JULY	2,449	\$ 5,853	\$ -	\$ 5,853	\$ 6,655	-12.05%
AUGUST	2,576	6,157	-	6,157	6,582	-6.46%
SEPTEMBER	2,364	5,650	-	5,650	6,196	-8.81%
OCTOBER	2,345	5,605	-	5,605	6,823	-17.85%
NOVEMBER	2,139	5,112	-	5,112	6,135	-16.67%
DECEMBER	1,996	4,770	-	4,770	5,682	-16.05%
JANUARY	2,049	4,897	-	4,897	5,590	-12.40%
FEBRUARY	1,920	4,589	-	4,589	5,424	-15.39%
MARCH	2,534	6,056	-	6,056	6,147	-1.48%
APRIL	2,158	5,330	-	5,330	5,554	-4.03%
MAY	2,177	5,377	-	5,377	5,872	-8.43%
JUNE	2,204	5,444	-	5,444	5,832	-6.65%
TOTALS	26,911	\$ 64,840	\$ -	\$ 64,840	\$ 72,492	-10.56%

NOTE:

a - Effective April 2017, fee increased to \$2.39 per transaction. Effective April 2018, fee increased to \$2.47 per transaction.

SMARTE CARTE
OPERATING AGREEMENT - LUGGAGE CART
 AGREEMENT EXPIRES 05/30/2019

17-18	MONTHLY GROSS RECEIPTS	MONTHLY REVENUE % GROSS (b)	LATE / PENALTY FEES	17-18 MONTHLY REVENUE	16-17 MONTHLY REVENUE	% CHANGE 16-17 TO 17-18
JULY	\$ 18,634	\$ 1,211	\$ -	\$ 1,211	\$ 1,507	-19.64%
AUGUST	20,026	1,302	-	1,302	1,781	-26.90%
SEPTEMBER	17,707	1,151	-	1,151	1,339	-14.04%
OCTOBER	20,608	1,340	-	1,340	1,188	12.79%
NOVEMBER	15,227	990	-	990	1,191	-16.88%
DECEMBER	17,142	1,114	-	1,114	1,440	-22.64%
JANUARY	21,866	1,421	-	1,421	1,443	-1.52%
FEBRUARY	15,927	1,035	-	1,035	872	18.69%
MARCH	13,880	902	-	902	1,099	-17.93%
APRIL	16,107	1,047	-	1,047	1,023	2.35%
MAY	15,499	1,007	-	1,007	1,039	-3.08%
JUNE	19,832	1,289	-	1,289	1,359	-5.15%
TOTALS	\$ 212,455	\$ 13,809	\$ -	\$ 13,809	\$ 15,281	-9.63%

NOTE:

a - Agreement effective June 1, 2015.

b - Operator is required to remit 6.5% of gross receipts.

SOCAL JET SERVICES, INC.
MECHANIC LICENSE
UPON WRITTEN NOTICE

	17-18	LATE /	17-18	16-17	% CHANGE
17-18	QUARTERLY	PENALTY	TOTAL	TOTAL	16-17 TO
	RENT	FEEs	REVENUE	REVENUE	17-18
JUL-SEP	\$ 250	\$ -	\$ 250	\$ 250	0.00%
OCT-DEC	250	-	250	250	0.00%
JAN-MAR	250	134	384	319	20.38%
APR-JUN	250	54	304	250	21.60%
TOTALS	\$ 1,000	\$ 188	\$ 1,188	\$ 1,069	11.13%

TRANSPORTATION SECURITY ADMINISTRATION

LEASE EXPIRES 09/30/2018

	17-18			17-18	16-17	% CHANGE
	MONTHLY	LATE /		MONTHLY	MONTHLY	16-17 TO
	RENT (a)	PENALTY		REVENUE	REVENUE	17-18
		FEES				
JULY	\$ 19,666	\$ -	\$ 19,666	\$ 18,731		4.99%
AUGUST	19,666	-	19,666	18,731		4.99%
SEPTEMBER	19,666	-	19,666	18,731		4.99%
OCTOBER	20,649	-	20,649	19,666		5.00%
NOVEMBER	20,649	-	20,649	19,666		5.00%
DECEMBER	20,649	-	20,649	19,666		5.00%
JANUARY	20,649	-	20,649	19,666		5.00%
FEBRUARY	20,649	-	20,649	19,666		5.00%
MARCH	20,649	-	20,649	19,666		5.00%
APRIL	20,649	-	20,649	19,666		5.00%
MAY	20,649	-	20,649	19,666		5.00%
JUNE	20,649	-	20,649	19,666		5.00%
TOTALS	\$ 244,839	\$ -	\$ 244,839	\$ 233,187		5.00%

NOTE:

a - Effective October 2017, monthly rent increased from \$19,666 to \$20,649.



JOHN WAYNE AIRPORT
3160 Airway Avenue
Costa Mesa, California 92626-4608

