

JOHN WAYNE AIRPORT

REVENUE REPORT
FISCAL YEAR
2016–2017





REPORT OVERVIEW

This report summarizes revenue from John Wayne Airport operations for Fiscal Year (FY) 2016-2017. Revenue from operations for FY 2015-2016 is also included for comparative purposes. Operational revenue consists of revenue from commercial and commuter airlines, all cargo air service, parking, general aviation, concessionaires and rental car agencies. Non-operational revenue such as interest income, grant funding, and passenger facility charges is not included.

Operational revenue for FY 2016-2017 increased 0.83% from the prior year. The change is primarily attributable to an increase in revenue from advertising, commercial airlines, fixed base operators, and ground transportation, partially offset by a decrease in revenue from parking.

This report was prepared on the accrual basis of accounting, unless otherwise noted. Revenue is recognized when earned. The revenue reported is based on actual revenue earned for the fiscal year, whereas the revenue reported in the audited financial statements includes estimates.

TABLE OF CONTENTS



TABLE OF CONTENTS

| | Page Number |
|--------------------------------------|--------------------|
| 1. Airport Revenue Summary | |
| Summary Graph | 1-1 |
| Summary Schedule | 1-2 |
| 2. Advertising | |
| Summary Graph | 2-1 |
| Summary Schedule | 2-2 |
| Intersection Holdings, LLC | 2-3 |
| Security Point Media, LLC | 2-4 |
| 3. Airline Related Services | |
| Summary Graph | 3-1 |
| Summary Schedule | 3-2 |
| ABM Janitorial Services | 3-3 |
| Aircraft Service International, Inc. | 3-4 |
| Airport Terminal Services | 3-5 |
| Caldwell Transport Company, LLC | 3-6 |
| DAL Global Services, LLC | 3-7 |
| G2 Secure Staff | 3-8 |
| Hallmark Aviation Services, LP | 3-9 |
| Jett Pro Line Maintenance | 3-10 |
| Matrix Aviation Services | 3-11 |
| SCIS Air Security Corporation | 3-12 |
| Sierra Aviation Group | 3-13 |
| SNAFuel, Inc. | 3-14 |
| Swissport USA, Inc. | 3-15 |
| US Aviation Services Corp. | 3-16 |
| 4. All Cargo Air Service | |
| Summary Graph | 4-1 |
| Summary Schedule | 4-2 |
| Federal Express Corporation | 4-3 |
| United Parcel Service | 4-4 |
| 5. Commercial Airlines | |
| Summary Graph | 5-1 |
| Summary Schedule | 5-2 |
| Alaska Airlines | 5-3 |
| American Airlines | 5-4 |
| Compass Airlines | 5-5 |
| Delta Airlines | 5-6 |
| Frontier Airlines | 5-7 |

| | |
|--|------|
| Horizon Air Industries, Inc. | 5-8 |
| Skywest Airlines (Commercial) | 5-9 |
| Southwest Airlines | 5-10 |
| United Airlines | 5-11 |
| US Airways | 5-12 |
| WestJet | 5-13 |
| 6. Commuter Airlines | |
| Summary Graph | 6-1 |
| Summary Schedule | 6-2 |
| Skywest Airlines | 6-3 |
| 7. County Hangars and Tiedowns | |
| Summary Graph | 7-1 |
| Summary Schedule | 7-2 |
| 8. Fixed Base Operators (FBO) | |
| Summary Graph | 8-1 |
| Summary Schedule | 8-2 |
| Aviation Consultants, Inc. dba ACI Jet | 8-3 |
| Jay's Aircraft Maintenance | 8-4 |
| Martin Aviation, LP | 8-5 |
| Newport FBO Two, LLC dba Atlantic Aviation | 8-6 |
| Signature Combs, Inc. dba Signature Flight Support | 8-7 |
| 9. Food and Beverage | |
| Summary Graph | 9-1 |
| Summary Schedule | 9-2 |
| Ana M Rodriguez dba Rodriguez Catering | 9-3 |
| Asfour Family Corporation dba Subway | 9-4 |
| CKE Restaurants, Inc. dba Carl's Jr. | 9-5 |
| Host International, Inc. | 9-6 |
| McDonald's USA, LLC | 9-7 |
| Taste, Inc. dba Vino Volo | 9-8 |
| 10. Gifts, News, Sundries, and Specialty | |
| Summary Graph | 10-1 |
| Summary Schedule | 10-2 |
| Caterina's | 10-3 |
| John Wayne NG-AC JV dba Hudson Group | 10-4 |
| Paradies - OC, LLC | 10-5 |
| XpresSpa John Wayne Airport, LLC | 10-6 |
| 11. Golf Course | |
| Summary Graph | 11-1 |
| Newport Beach Golf Course, LLC | 11-2 |

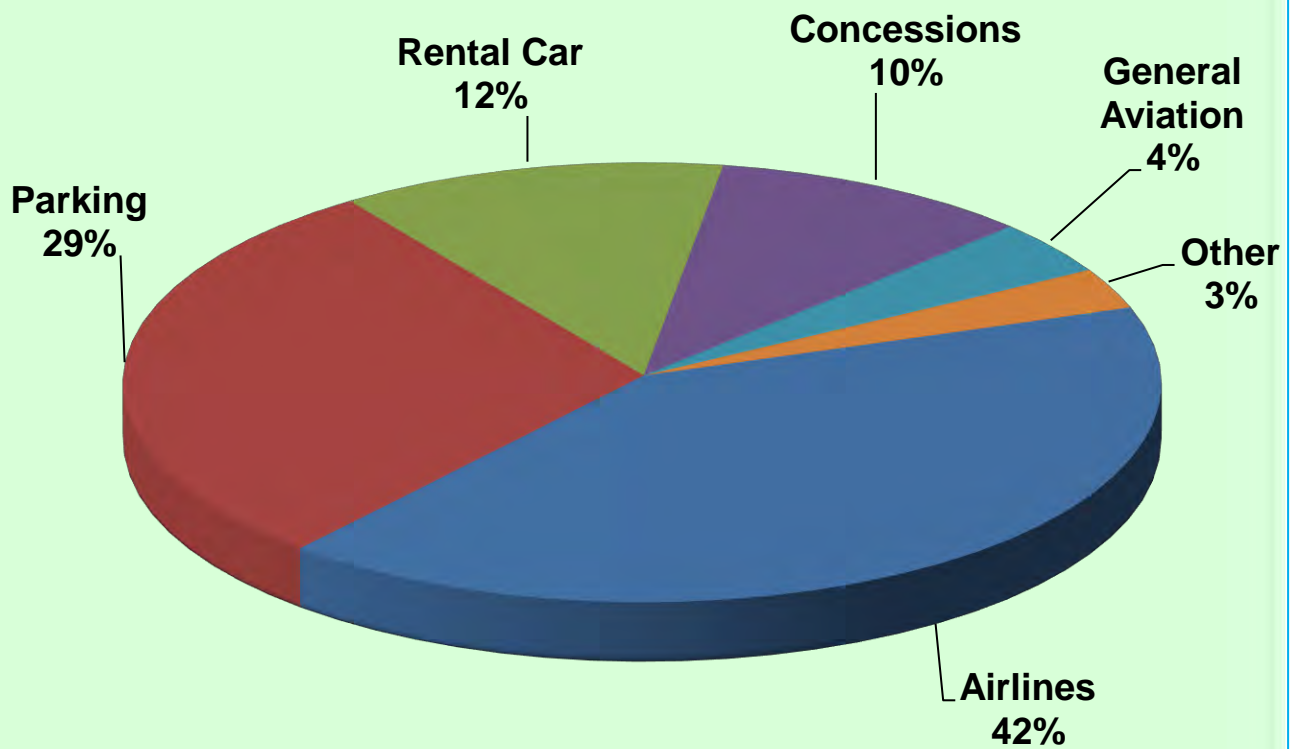
| | |
|---|-------|
| 12. Ground Transportation | |
| Summary Graph | 12-1 |
| Summary Schedule | 12-2 |
| John Wayne Airport Yellow Cab | 12-3 |
| Pacific Coast Sightseeing Tours and Charters, Inc. dba Coach USA | 12-4 |
| Shuttle/Commercial Vehicle Operators | 12-5 |
| Transportation Network Company (TNC) Operators | 12-6 |
| 13. Hangars | |
| Summary Graph | 13-1 |
| Summary Schedule | 13-2 |
| Aviation Consultants, Inc. dba ACI Jet | 13-3 |
| Executive Hangars | 13-4 |
| McHone South Coast Associates | 13-5 |
| Signature Combs, Inc. dba Signature Flight Support | 13-6 |
| 14. In-Flight Food Service | |
| Summary Graph | 14-1 |
| Sky Chefs, Inc. | 14-2 |
| 15. Parking | |
| Summary Graph | 15-1 |
| Summary Schedule | 15-2 |
| Parking Facilities Operation (LAZ Parking California, LLC) | 15-3 |
| Valet Parking (LAZ Parking California, LLC) | 15-4 |
| 16. Rental Car Concessions | |
| <i>On-Airport:</i> | |
| Summary Graph | 16-1 |
| Summary Schedule | 16-2 |
| Advantage OPCO, LLC dba Advantage Rent A Car | 16-3 |
| Avis Rent A Car System, LLC | 16-4 |
| Budget Rent A Car System, Inc. | 16-5 |
| Enterprise Rent-A-Car Company of Los Angeles, LLC dba Alamo Rent A Car and National Car Rental | 16-6 |
| Enterprise Rent-A-Car Company of Los Angeles, LLC dba Enterprise Rent-A-Car | 16-7 |
| The Hertz Corporation | 16-8 |
| <i>Off-Airport:</i> | |
| Summary Graph | 16-9 |
| Summary Schedule | 16-10 |
| 3 MP Enterprise, Inc. dba U-Save Car & Truck Rental | 16-11 |
| AE Car Rental dba American Eagle Car Rental | 16-12 |
| Airport Van Rental, Inc. | 16-13 |
| Allied Rent A Car, Inc. | 16-14 |
| DTG Operations, Inc. dba Thrifty Car Rental | 16-15 |

| | |
|--|-------|
| Fox Rent-A-Car, Inc. | 16-16 |
| Gitibin & Associates, Inc. dba Go Rentals | 16-17 |
| Los Angeles Van Rentals, Inc. dba Orange County Van Rental | 16-18 |
| OC Pacific Enterprise, Inc. dba Stop Then Go Rent-A-Car | 16-19 |
| Omied Rent A Car Corporation dba AM/PM Rent-A-Car | 16-20 |
| Sasha Management, Inc. dba SNA Auto Rental | 16-21 |
| Socal Van Rental, Inc. dba United Van Rentals | 16-22 |
| UR Enterprises, Inc. dba United Auto Rental | 16-23 |
| Vast National, Inc. dba Deanza Car Rental/Nu Car | 16-24 |
| 17. <i>Wash and Wax</i> | |
| Summary Graph | 17-1 |
| Summary Schedule | 17-2 |
| Advanced Detail | 17-3 |
| American Aircraft Maintenance, Inc. dba Orange County Flight Center | 17-4 |
| Boom Aviation, Inc. | 17-5 |
| Dave's Detailing, Inc. dba The Allen Groupe | 17-6 |
| EZML, Inc. dba Newport Wash & Detail | 17-7 |
| Immaculate Flight, LLC | 17-8 |
| Martin Aviation | 17-9 |
| 18. <i>Miscellaneous</i> | |
| Summary Graph | 18-1 |
| Summary Schedule | 18-2 |
| AOG Jet Support, Inc. | 18-3 |
| California Aero Marketing, LLC | 18-4 |
| Concourse Communications Group | 18-5 |
| Exelis, Inc. | 18-6 |
| Harmic Air, Inc. | 18-7 |
| MorphoTrust USA, LLC | 18-8 |
| Newsrack Licenses | 18-9 |
| Oncall Corporate Jet Repair, Inc. | 18-10 |
| Perimeter Fence Access Fees | 18-11 |
| Rich Multimedia Technologies | 18-12 |
| SchoolsFirst Federal Credit Union | 18-13 |
| Smarte Carte | 18-14 |
| Socal Jet Services, Inc. | 18-15 |
| Transportation Security Administration | 18-16 |

AIRPORT REVENUE SUMMARY



FY 2016-2017 Revenue





REVENUE SUMMARY FOR FY 2016-2017

| CATEGORY | 2016-2017 REVENUE (a) | 2015-2016 REVENUE (b) | % CHANGE |
|------------------------------------|--------------------------|--------------------------|--------------|
| ADVERTISING | \$ 1,796,642 | \$ 1,320,564 | 36.05% |
| AIRLINE RELATED SERVICES | 898,414 | 721,020 | 24.60% |
| ALL CARGO AIR SERVICE | 829,654 | 848,498 | -2.22% |
| COMMERCIAL AIRLINES | 53,441,871 | 51,561,778 | 3.65% |
| COMMUTER AIRLINES | 83,625 | 255,719 | -67.30% |
| COUNTY HANGARS & TIEDOWNS | 625,558 | 620,134 | 0.87% |
| FIXED BASE OPERATORS | 3,706,187 | 3,138,769 | 18.08% |
| FOOD AND BEVERAGE | 6,739,257 | 6,381,527 | 5.61% |
| GIFTS, NEWS, SUNDRIES, & SPECIALTY | 3,358,565 | 3,384,998 | -0.78% |
| GOLF COURSE | 216,753 | 195,198 | 11.04% |
| GROUND TRANSPORTATION | 2,687,736 | 2,213,527 | 21.42% |
| HANGARS | 1,048,583 | 920,872 | 13.87% |
| IN-FLIGHT FOOD SERVICE | 481,555 | 429,759 | 12.05% |
| PARKING | 37,783,945 | 40,826,145 | -7.45% |
| RENTAL CAR - ON AIRPORT | 15,326,719 | 15,150,792 | 1.16% |
| RENTAL CAR - OFF AIRPORT | 649,088 | 647,690 | 0.22% |
| WASH AND WAX | 63,029 | 58,501 | 7.74% |
| MISCELLANEOUS | 572,305 | 556,511 | 2.84% |
| TOTALS | \$ 130,309,486 | \$ 129,232,002 | 0.83% |

NOTE:

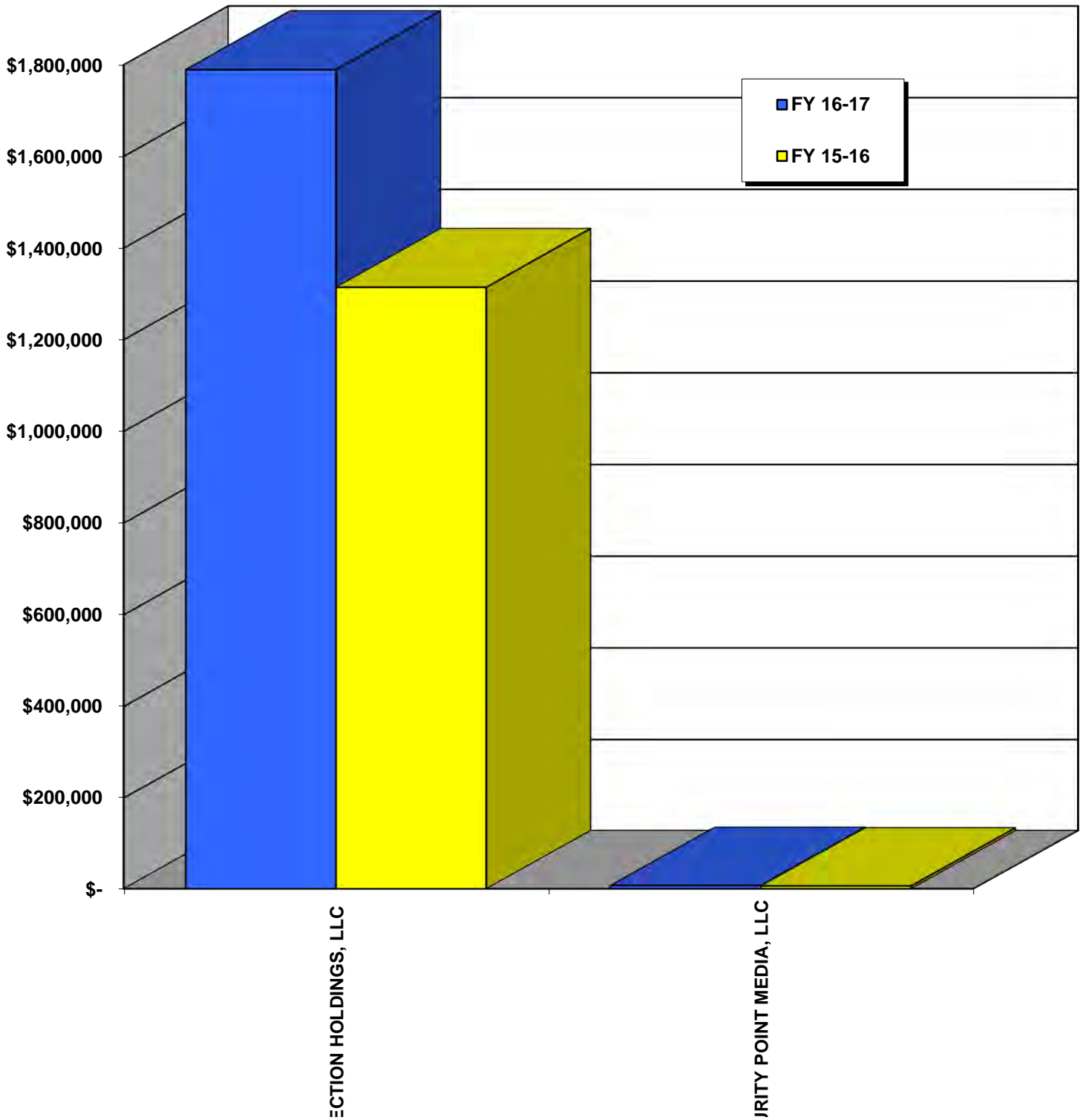
a - The revenue reported is based on actual revenue earned for the fiscal year, whereas the revenue reported in the audited financial statements includes estimates.

b - Includes adjustments to revenues reported in the 2015-2016 Revenue Report. See pages 3-16 and 15-3 for additional information.

ADVERTISING



ADVERTISING SUMMARY



ADVERTISING SUMMARY FOR FY 2016-2017

| LICENSEE/LESSEE | 16-17 REVENUE | LATE / PENALTY FEES | 16-17 TOTAL REVENUE | 15-16 TOTAL REVENUE | % CHANGE 15-16 TO 16-17 |
|----------------------------|------------------|---------------------------|---------------------------|---------------------------|-------------------------------|
| INTERSECTION HOLDINGS, LLC | \$ 1,789,360 | \$ - | \$ 1,789,360 | \$ 1,314,564 | 36.12% |
| SECURITY POINT MEDIA, LLC | 7,174 | 108 | 7,282 | 6,000 | 21.37% |
| TOTALS | \$ 1,796,534 | \$ 108 | \$ 1,796,642 | \$ 1,320,564 | 36.05% |

INTERSECTION HOLDINGS, LLC

ADVERTISING LEASE

LEASE EXPIRES 1/13/2018

| 16-17 | STATIC GROSS RECEIPTS | DIGITAL GROSS RECEIPTS | TOTAL MONTHLY GROSS RECEIPTS | MINIMUM RENT OR % GROSS (b), (c) | LATE / PENALTY FEES |
|-----------|-----------------------------|------------------------------|------------------------------------|--|---------------------------|
| JULY | \$ 84,671 | \$ 60,493 | \$ 145,164 | \$ 88,307 | \$ - |
| AUGUST | 89,139 | 83,153 | 172,293 | 103,675 | - |
| SEPTEMBER | 179,994 | 149,444 | 329,438 | 199,190 | - |
| OCTOBER | 195,185 | 146,590 | 341,775 | 207,495 | - |
| NOVEMBER | 151,069 | 138,400 | 289,469 | 174,315 | - |
| DECEMBER | 156,687 | 178,613 | 335,300 | 200,084 | - |
| JANUARY | 142,831 | 167,907 | 310,737 | 185,189 | - |
| FEBRUARY | 111,738 | 52,749 | 164,487 | 101,641 | - |
| MARCH | 135,247 | 95,243 | 230,489 | 140,294 | - |
| APRIL | 150,836 | 60,800 | 211,636 | 131,484 | - |
| MAY | 163,910 | 87,589 | 251,499 | 154,716 | - |
| JUNE | 107,345 | 60,357 | 167,702 | 102,970 | - |
| TOTALS | \$ 1,668,652 | \$ 1,281,338 | \$ 2,949,989 | \$ 1,789,360 | \$ - |

| 16-17 | 16-17 MONTHLY REVENUE | 15-16 MONTHLY REVENUE | % CHANGE 15-16 TO 16-17 |
|-----------|-----------------------------|-----------------------------|-------------------------------|
| JULY | \$ 88,307 | \$ 106,819 | -17.33% |
| AUGUST | 103,675 | 106,819 | -2.94% |
| SEPTEMBER | 199,190 | 106,819 | 86.47% |
| OCTOBER | 207,495 | 106,819 | 94.25% |
| NOVEMBER | 174,315 | 106,819 | 63.19% |
| DECEMBER | 200,084 | 106,819 | 87.31% |
| JANUARY | 185,189 | 106,819 | 73.37% |
| FEBRUARY | 101,641 | 131,649 | -22.79% |
| MARCH | 140,294 | 120,312 | 16.61% |
| APRIL | 131,484 | 84,761 | 55.12% |
| MAY | 154,716 | 95,831 | 61.45% |
| JUNE | 102,970 | 134,278 | -23.32% |
| TOTALS | \$ 1,789,360 | \$ 1,314,564 | 36.12% |

NOTE:

a - Lease was executed on October 16, 2012, and the Date of Beneficial Occupancy was January 14, 2013.

b - Effective February 1, 2016, greater of minimum annual guarantee of \$1,089,556 or 65% of static advertising and 55% of digital advertising.

c - Effective February 1, 2017, greater of minimum annual guarantee of \$1,432,332 or 65% of static advertising and 55% of digital advertising.

SECURITY POINT MEDIA, LLC
ADVERTISING LICENSE
 UPON WRITTEN NOTICE

| 16-17 | MONTHLY GROSS RECEIPTS | MINIMUM RENT OR 20% GROSS (b) | LATE / PENALTY FEES | 16-17 MONTHLY REVENUE | 15-16 MONTHLY REVENUE | % CHANGE 15-16 TO 16-17 |
|---------------|------------------------------|-------------------------------------|---------------------------|-----------------------------|-----------------------------|-------------------------------|
| JULY | \$ - | \$ 500 | \$ 108 | \$ 608 | \$ 500 | 21.60% |
| AUGUST | - | 500 | - | 500 | 500 | 0.00% |
| SEPTEMBER | - | 500 | - | 500 | 500 | 0.00% |
| OCTOBER | - | 500 | - | 500 | 500 | 0.00% |
| NOVEMBER | - | 500 | - | 500 | 500 | 0.00% |
| DECEMBER | - | 500 | - | 500 | 500 | 0.00% |
| JANUARY | - | 500 | - | 500 | 500 | 0.00% |
| FEBRUARY | - | 500 | - | 500 | 500 | 0.00% |
| MARCH | - | 500 | - | 500 | 500 | 0.00% |
| APRIL | - | 500 | - | 500 | 500 | 0.00% |
| MAY | 8,369 | 1,674 | - | 1,674 | 500 | 234.80% |
| JUNE | - | 500 | - | 500 | 500 | 0.00% |
| TOTALS | \$ 8,369 | \$ 7,174 | \$ 108 | \$ 7,282 | \$ 6,000 | 21.37% |

NOTE:

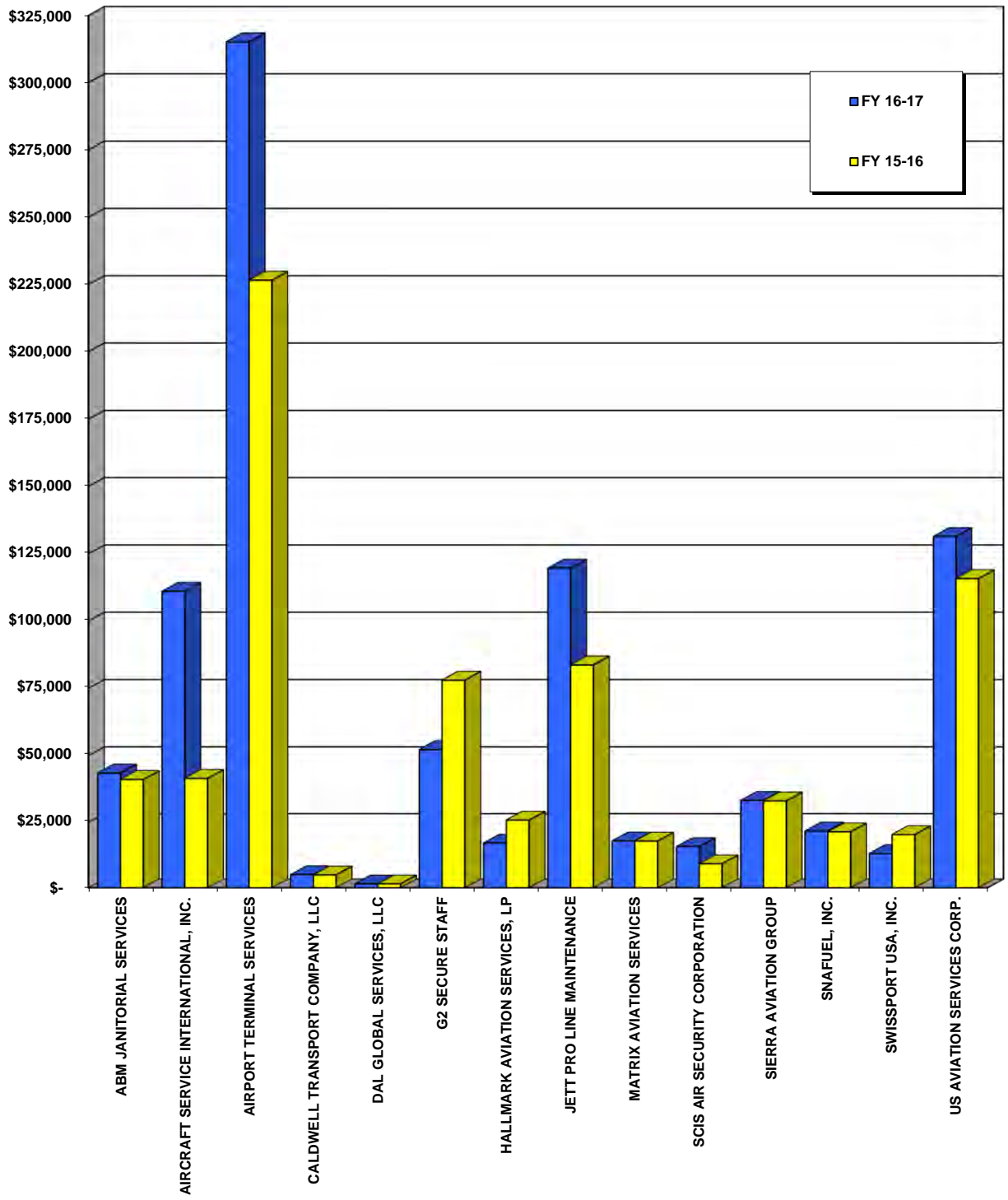
a - Lease effective October 1, 2015.

b - Greater of minimum annual guarantee of \$6,000 or 20% of gross receipts.

AIRLINE RELATED SERVICES



AIRLINE RELATED SERVICES SUMMARY



AIRLINE RELATED SERVICES SUMMARY FOR FY 2016-2017

| LICENSEE/LESSEE | 16-17 REVENUE | LATE / PENALTY FEES | 16-17 TOTAL REVENUE | 15-16 TOTAL REVENUE | % CHANGE 15-16 TO 16-17 |
|--------------------------------------|------------------|---------------------------|---------------------------|---------------------------|-------------------------------|
| ABM JANITORIAL SERVICES | \$ 43,239 | \$ 292 | \$ 43,531 | \$ 41,153 | 5.78% |
| AIRCRAFT SERVICE INTERNATIONAL, INC. | 110,691 | 364 | 111,055 | 41,595 | 166.99% |
| AIRPORT TERMINAL SERVICES | 312,666 | 2,519 | 315,185 | 226,638 | 39.07% |
| CALDWELL TRANSPORT COMPANY, LLC | 5,016 | - | 5,016 | 4,920 | 1.95% |
| DAL GLOBAL SERVICES, LLC | 1,500 | - | 1,500 | 1,500 | 0.00% |
| G2 SECURE STAFF | 50,621 | 1,607 | 52,228 | 78,047 | -33.08% |
| HALLMARK AVIATION SERVICES, LP | 17,088 | - | 17,088 | 25,850 | -33.90% |
| JETT PRO LINE MAINTENANCE | 117,809 | 1,849 | 119,658 | 83,724 | 42.92% |
| MATRIX AVIATION SERVICES | 16,606 | 1,293 | 17,899 | 17,831 | 0.38% |
| SCIS AIR SECURITY CORPORATION | 15,718 | - | 15,718 | 9,154 | 71.71% |
| SIERRA AVIATION GROUP | 33,230 | 133 | 33,363 | 33,166 | 0.59% |
| SNAFUEL, INC. | 21,693 | - | 21,693 | 21,354 | 1.59% |
| SWISSPORT USA, INC. | 12,968 | 108 | 13,076 | 20,321 | -35.65% |
| US AVIATION SERVICES CORP. | (a) 129,301 | 2,103 | 131,404 | 115,767 | 13.51% |
| TOTALS | \$ 888,146 | \$ 10,268 | \$ 898,414 | \$ 721,020 | 24.60% |

NOTE:

a - Includes auditor adjustments to increase revenue reported in the 2015-2016 Revenue Report.

ABM JANITORIAL SERVICES
LICENSE AGREEMENT - AIRLINE RELATED SERVICES
 UPON WRITTEN NOTICE

| 16-17 | MONTHLY GROSS RECEIPTS | MINIMUM RENT OR % GROSS (a) | LATE / PENALTY FEES | 16-17 MONTHLY REVENUE | 15-16 MONTHLY REVENUE | % CHANGE 15-16 TO 16-17 |
|-----------|------------------------------|-----------------------------------|---------------------------|-----------------------------|-----------------------------|-------------------------------|
| JULY | \$ 20,924 | \$ 3,139 | \$ 145 | \$ 3,284 | \$ 3,459 | -5.06% |
| AUGUST | 22,800 | 3,420 | - | 3,420 | 3,475 | -1.58% |
| SEPTEMBER | 22,244 | 3,337 | 147 | 3,484 | 3,495 | -0.31% |
| OCTOBER | 23,263 | 3,489 | - | 3,489 | 3,635 | -4.02% |
| NOVEMBER | 22,263 | 3,340 | - | 3,340 | 3,616 | -7.63% |
| DECEMBER | 24,283 | 3,642 | - | 3,642 | 3,638 | 0.11% |
| JANUARY | 22,429 | 3,364 | - | 3,364 | 3,503 | -3.97% |
| FEBRUARY | 22,108 | 3,316 | - | 3,316 | 3,241 | 2.31% |
| MARCH | 28,137 | 4,221 | - | 4,221 | 3,349 | 26.04% |
| APRIL | 26,530 | 3,979 | - | 3,979 | 3,291 | 20.91% |
| MAY | 27,525 | 4,129 | - | 4,129 | 3,462 | 19.27% |
| JUNE | 25,756 | 3,863 | - | 3,863 | 2,989 | 29.24% |
| TOTALS | \$ 288,262 | \$ 43,239 | \$ 292 | \$ 43,531 | \$ 41,153 | 5.78% |

NOTE:

a - Greater of monthly minimum of \$125 or 15% of monthly aircraft interior cleaning services gross receipts.

PM 1121-360-156 (a)

PM 1121-360-144

AIRCRAFT SERVICE INTERNATIONAL, INC.
LICENSE AGREEMENT - AIRLINE RELATED SERVICES

UPON WRITTEN NOTICE

| 16-17 | MONTHLY GROSS RECEIPTS | MINIMUM RENT OR % GROSS (b) | TEMPORARY OFFICE RENT (c) | LATE / PENALTY FEES | 16-17 MONTHLY REVENUE | 15-16 MONTHLY REVENUE | % CHANGE 15-16 TO 16-17 |
|-----------|------------------------------|-----------------------------------|---------------------------------|---------------------------|-----------------------------|-----------------------------|-------------------------------|
| JULY | \$ 14,944 | \$ 1,494 | \$ 1,440 | \$ 121 | \$ 3,055 | \$ 3,140 | -2.71% |
| AUGUST | 21,084 | 2,108 | 1,440 | 121 | 3,669 | 2,942 | 24.71% |
| SEPTEMBER | 17,138 | 1,714 | 1,440 | - | 3,154 | 3,384 | -6.80% |
| OCTOBER | 18,316 | 1,832 | 1,440 | - | 3,272 | 3,122 | 4.80% |
| NOVEMBER | 20,578 | 2,058 | 1,440 | - | 3,498 | 3,616 | -3.26% |
| DECEMBER | 30,245 | 3,025 | 1,440 | - | 4,465 | 5,372 | -16.88% |
| JANUARY | 65,488 | 6,549 | 1,440 | 122 | 8,111 | 3,191 | 154.18% |
| FEBRUARY | 132,326 | 13,233 | 1,440 | - | 14,673 | 3,593 | 308.38% |
| MARCH | 149,536 | 14,954 | 1,440 | - | 16,394 | 3,455 | 374.50% |
| APRIL | 148,600 | 14,860 | 1,440 | - | 16,300 | 3,043 | 435.66% |
| MAY | 158,968 | 15,897 | 1,379 | - | 17,276 | 3,419 | 405.29% |
| JUNE | 158,088 | 15,809 | 1,379 | - | 17,188 | 3,318 | 418.02% |
| TOTALS | \$ 935,311 | \$ 93,533 | \$ 17,158 | \$ 364 | \$ 111,055 | \$ 41,595 | 166.99% |

NOTE:

a - Lease effective January 18, 2017.

b - Greater of monthly minimum of \$125 or 15% of monthly aircraft interior cleaning services gross receipts and 10% of monthly ramp services gross receipts.

c - Temporary office monthly rent at \$1,440 from May 2016, and \$1,379 from May 2017.

PM 1121-360-45
 PM 1121-360-117

*AIRPORT TERMINAL SERVICES
 LICENSE AGREEMENT - AIRLINE RELATED SERVICES
 UPON WRITTEN NOTICE*

| 16-17 | MONTHLY GROSS RECEIPTS | MINIMUM RENT OR % GROSS (a) | TEMPORARY OFFICE RENT (b) | LATE / PENALTY FEES | 16-17 MONTHLY REVENUE | 15-16 MONTHLY REVENUE | % CHANGE 15-16 TO 16-17 |
|-----------|------------------------------|-----------------------------------|---------------------------------|---------------------------|-----------------------------|-----------------------------|-------------------------------|
| JULY | \$ 230,904 | \$ 23,090 | \$ 801 | \$ 431 | \$ 24,322 | \$ 16,375 | 48.53% |
| AUGUST | 251,185 | 25,119 | 801 | - | 25,920 | 16,307 | 58.95% |
| SEPTEMBER | 220,901 | 22,090 | 801 | - | 22,891 | 16,175 | 41.52% |
| OCTOBER | 255,469 | 25,547 | 801 | - | 26,348 | 16,714 | 57.64% |
| NOVEMBER | 220,962 | 22,096 | 801 | - | 22,897 | 15,992 | 43.18% |
| DECEMBER | 228,653 | 22,865 | 801 | 112 | 23,778 | 17,022 | 39.69% |
| JANUARY | 230,679 | 23,068 | 801 | 431 | 24,300 | 16,480 | 47.45% |
| FEBRUARY | 238,422 | 23,842 | 801 | - | 24,643 | 15,499 | 59.00% |
| MARCH | 285,766 | 28,577 | 801 | 558 | 29,936 | 20,172 | 48.40% |
| APRIL | 276,954 | 27,695 | 801 | 458 | 28,954 | 20,458 | 41.53% |
| MAY | 290,144 | 29,014 | 767 | 529 | 30,310 | 32,610 | -7.05% |
| JUNE | 301,191 | 30,119 | 767 | - | 30,886 | 22,834 | 35.26% |
| TOTALS | \$ 3,031,230 | \$ 303,122 | \$ 9,544 | \$ 2,519 | \$ 315,185 | \$ 226,638 | 39.07% |

NOTE:

- a - Greater of monthly minimum of \$125 or 10% of monthly ramp services gross receipts.
- b - Temporary office monthly rent at \$801 from May 2016, and \$767 from May 2017.

CALDWELL TRANSPORT COMPANY, LLC
LICENSE AGREEMENT - AIRLINE RELATED SERVICES
 UPON WRITTEN NOTICE

| 16-17 | MONTHLY RENT (a) | LATE / PENALTY FEES | 16-17 MONTHLY REVENUE | 15-16 MONTHLY REVENUE | % CHANGE 15-16 TO 16-17 |
|-----------|---------------------|---------------------------|-----------------------------|-----------------------------|-------------------------------|
| JULY | \$ 410 | \$ - | \$ 410 | \$ 410 | 0.00% |
| AUGUST | 410 | - | 410 | 410 | 0.00% |
| SEPTEMBER | 410 | - | 410 | 410 | 0.00% |
| OCTOBER | 410 | - | 410 | 410 | 0.00% |
| NOVEMBER | 410 | - | 410 | 410 | 0.00% |
| DECEMBER | 410 | - | 410 | 410 | 0.00% |
| JANUARY | 410 | - | 410 | 410 | 0.00% |
| FEBRUARY | 410 | - | 410 | 410 | 0.00% |
| MARCH | 434 | - | 434 | 410 | 5.85% |
| APRIL | 434 | - | 434 | 410 | 5.85% |
| MAY | 434 | - | 434 | 410 | 5.85% |
| JUNE | 434 | - | 434 | 410 | 5.85% |
| TOTALS | \$ 5,016 | \$ - | \$ 5,016 | \$ 4,920 | 1.95% |

NOTE:

a - Monthly rent at \$434 from March 2017.

DAL GLOBAL SERVICES, LLC
LICENSE AGREEMENT - AIRLINE RELATED SERVICES
 UPON WRITTEN NOTICE

| 16-17 | MONTHLY GROSS RECEIPTS (b) | MINIMUM RENT OR % GROSS (a) | LATE / PENALTY FEES | 16-17 MONTHLY REVENUE | 15-16 MONTHLY REVENUE | % CHANGE 15-16 TO 16-17 |
|-----------|----------------------------------|-----------------------------------|---------------------------|-----------------------------|-----------------------------|-------------------------------|
| JULY | \$ - | \$ 125 | \$ - | \$ 125 | \$ 125 | 0.00% |
| AUGUST | - | 125 | - | 125 | 125 | 0.00% |
| SEPTEMBER | - | 125 | - | 125 | 125 | 0.00% |
| OCTOBER | - | 125 | - | 125 | 125 | 0.00% |
| NOVEMBER | - | 125 | - | 125 | 125 | 0.00% |
| DECEMBER | - | 125 | - | 125 | 125 | 0.00% |
| JANUARY | - | 125 | - | 125 | 125 | 0.00% |
| FEBRUARY | - | 125 | - | 125 | 125 | 0.00% |
| MARCH | - | 125 | - | 125 | 125 | 0.00% |
| APRIL | - | 125 | - | 125 | 125 | 0.00% |
| MAY | - | 125 | - | 125 | 125 | 0.00% |
| JUNE | - | 125 | - | 125 | 125 | 0.00% |
| TOTALS | \$ - | \$ 1,500 | \$ - | \$ 1,500 | \$ 1,500 | 0.00% |

NOTE:

- a - Greater of monthly minimum of \$125 or 10% of monthly ramp services gross receipts.
 b - Beginning August 2014, DAL Global Services is only servicing Delta Airlines and, as a wholly owned subsidiary of Delta Airlines, does not report this revenue to JWA.

G2 SECURE STAFF
LICENSE AGREEMENT - AIRLINE RELATED SERVICES
 UPON WRITTEN NOTICE

| 16-17 | MONTHLY GROSS RECEIPTS | MINIMUM RENT OR % GROSS (a) | LATE / PENALTY FEES | 16-17 MONTHLY REVENUE | 15-16 MONTHLY REVENUE | % CHANGE 15-16 TO 16-17 |
|-----------|------------------------------|-----------------------------------|---------------------------|-----------------------------|-----------------------------|-------------------------------|
| JULY | \$ 33,650 | \$ 5,047 | \$ 286 | \$ 5,333 | \$ 7,011 | -23.93% |
| AUGUST | 36,288 | 5,443 | - | 5,443 | 5,934 | -8.27% |
| SEPTEMBER | 35,665 | 5,350 | 182 | 5,532 | 5,011 | 10.40% |
| OCTOBER | 37,796 | 5,669 | - | 5,669 | 6,504 | -12.84% |
| NOVEMBER | 35,615 | 5,342 | 180 | 5,522 | 5,946 | -7.13% |
| DECEMBER | 35,534 | 5,330 | 185 | 5,515 | 6,091 | -9.46% |
| JANUARY | 25,572 | 3,836 | 259 | 4,095 | 6,093 | -32.79% |
| FEBRUARY | 22,274 | 3,341 | - | 3,341 | 6,848 | -51.21% |
| MARCH | 25,005 | 3,751 | 158 | 3,909 | 8,227 | -52.49% |
| APRIL | 22,588 | 3,388 | 150 | 3,538 | 7,528 | -53.00% |
| MAY | 13,826 | 2,074 | - | 2,074 | 7,379 | -71.89% |
| JUNE | 13,668 | 2,050 | 207 | 2,257 | 5,475 | -58.78% |
| TOTALS | \$ 337,481 | \$ 50,621 | \$ 1,607 | \$ 52,228 | \$ 78,047 | -33.08% |

NOTE:

a - Greater of monthly minimum of \$125 or 15% of monthly aircraft interior cleaning services gross receipts.

HALLMARK AVIATION SERVICES, LP
LICENSE AGREEMENT - AIRLINE RELATED SERVICES
 UPON WRITTEN NOTICE

| 16-17 | MONTHLY GROSS RECEIPTS | MINIMUM RENT OR % GROSS (b),(c) | LATE / PENALTY FEES | 16-17 MONTHLY REVENUE | 15-16 MONTHLY REVENUE | % CHANGE 15-16 TO 16-17 |
|-----------|------------------------------|---------------------------------------|---------------------------|-----------------------------|-----------------------------|-------------------------------|
| JULY | \$ 20,514 | \$ 2,051 | \$ - | \$ 2,051 | \$ 2,389 | -14.15% |
| AUGUST | 20,494 | 2,049 | - | 2,049 | 2,068 | -0.92% |
| SEPTEMBER | 23,403 | 2,340 | - | 2,340 | 1,983 | 18.00% |
| OCTOBER | 19,923 | 1,992 | - | 1,992 | 2,338 | -14.80% |
| NOVEMBER | 19,220 | 1,922 | - | 1,922 | 1,937 | -0.77% |
| DECEMBER | 25,645 | 2,565 | - | 2,565 | 2,015 | 27.30% |
| JANUARY | 19,665 | 1,966 | - | 1,966 | 2,300 | -14.52% |
| FEBRUARY | 11,149 | 1,115 | - | 1,115 | 2,050 | -45.61% |
| MARCH | 5,472 | 547 | - | 547 | 2,125 | -74.26% |
| APRIL | 5,412 | 541 | - | 541 | 2,255 | -76.01% |
| MAY | - | - | - | - | 2,051 | -100.00% |
| JUNE | - | - | - | - | 2,339 | -100.00% |
| TOTALS | \$ 170,897 | \$ 17,088 | \$ - | \$ 17,088 | \$ 25,850 | -33.90% |

NOTE:

a - License effective June 1, 2013.

b - Greater of monthly minimum of \$125 or 10% of monthly ramp services gross receipts.

c - One of the major carriers ceased operations with Licensee on February 9, 2017.

JETT PRO LINE MAINTENANCE
LICENSE AGREEMENT - AIRLINE RELATED SERVICES
 UPON WRITTEN NOTICE

| 16-17 | MONTHLY GROSS RECEIPTS | MINIMUM RENT OR % GROSS (a) | TEMPORARY OFFICE RENT (b) | LATE / PENALTY FEES | 16-17 MONTHLY REVENUE | 15-16 MONTHLY REVENUE | % CHANGE 15-16 TO 16-17 |
|-----------|------------------------------|-----------------------------------|---------------------------------|---------------------------|-----------------------------|-----------------------------|-------------------------------|
| JULY | \$ 77,510 | \$ 7,751 | \$ 1,050 | \$ 232 | \$ 9,033 | \$ 5,860 | 54.15% |
| AUGUST | 84,489 | 8,449 | 1,050 | - | 9,499 | 5,858 | 62.15% |
| SEPTEMBER | 70,247 | 7,025 | 1,050 | - | 8,075 | 5,091 | 58.61% |
| OCTOBER | 71,538 | 7,154 | 1,050 | 242 | 8,446 | 5,179 | 63.08% |
| NOVEMBER | 61,640 | 6,164 | 1,050 | 205 | 7,419 | 5,302 | 39.93% |
| DECEMBER | 65,451 | 6,545 | 1,050 | - | 7,595 | 5,391 | 40.88% |
| JANUARY | 100,465 | 10,047 | 1,050 | 223 | 11,320 | 4,977 | 127.45% |
| FEBRUARY | 97,685 | 9,769 | 1,050 | 399 | 11,218 | 7,875 | 42.45% |
| MARCH | 113,015 | 11,302 | 1,140 | - | 12,442 | 9,690 | 28.40% |
| APRIL | 103,531 | 10,353 | 1,140 | 548 | 12,041 | 9,065 | 32.83% |
| MAY | 95,389 | 9,539 | 1,140 | - | 10,679 | 9,723 | 9.83% |
| JUNE | 107,510 | 10,751 | 1,140 | - | 11,891 | 9,713 | 22.42% |
| TOTALS | \$ 1,048,470 | \$ 104,849 | \$ 12,960 | \$ 1,849 | \$ 119,658 | \$ 83,724 | 42.92% |

NOTE:

a - Greater of monthly minimum of \$125 or 10% of monthly ramp services gross receipts.

b - Monthly rent at \$1,050 from March 2016, and \$1,140 from March 2017.

MATRIX AVIATION SERVICES
LICENSE AGREEMENT - AIRLINE RELATED SERVICES
 UPON WRITTEN NOTICE

| 16-17 | MONTHLY GROSS RECEIPTS | MINIMUM RENT OR % GROSS (a) | LATE / PENALTY FEES | 16-17 MONTHLY REVENUE | 15-16 MONTHLY REVENUE | % CHANGE 15-16 TO 16-17 |
|-----------|------------------------------|-----------------------------------|---------------------------|-----------------------------|-----------------------------|-------------------------------|
| JULY | \$ 15,197 | \$ 1,520 | \$ 244 | \$ 1,764 | \$ 1,498 | 17.76% |
| AUGUST | 15,197 | 1,520 | - | 1,520 | 1,628 | -6.63% |
| SEPTEMBER | 14,636 | 1,464 | 123 | 1,587 | 1,658 | -4.28% |
| OCTOBER | 14,500 | 1,450 | - | 1,450 | 1,305 | 11.11% |
| NOVEMBER | 12,083 | 1,208 | 147 | 1,355 | 1,476 | -8.20% |
| DECEMBER | 13,235 | 1,324 | 144 | 1,468 | 1,618 | -9.27% |
| JANUARY | 13,017 | 1,302 | 118 | 1,420 | 1,336 | 6.29% |
| FEBRUARY | 13,162 | 1,316 | 120 | 1,436 | 1,357 | 5.82% |
| MARCH | 12,830 | 1,283 | 120 | 1,403 | 1,380 | 1.67% |
| APRIL | 12,567 | 1,257 | 120 | 1,377 | 1,389 | -0.86% |
| MAY | 14,843 | 1,484 | - | 1,484 | 1,617 | -8.23% |
| JUNE | 14,781 | 1,478 | 157 | 1,635 | 1,569 | 4.21% |
| TOTALS | \$ 166,048 | \$ 16,606 | \$ 1,293 | \$ 17,899 | \$ 17,831 | 0.38% |

NOTE:

a - Greater of monthly minimum of \$125 or 10% of monthly ramp services gross receipts.

SCIS AIR SECURITY CORPORATION
LICENSE AGREEMENT - AIRLINE RELATED SERVICES
UPON WRITTEN NOTICE

| 16-17 | MONTHLY GROSS RECEIPTS | MINIMUM RENT OR % GROSS (a) | LATE / PENALTY FEES | 16-17 MONTHLY REVENUE | 15-16 MONTHLY REVENUE | % CHANGE 15-16 TO 16-17 |
|-----------|------------------------------|-----------------------------------|---------------------------|-----------------------------|-----------------------------|-------------------------------|
| JULY | \$ 23,290 | \$ 1,397 | \$ - | \$ 1,397 | \$ 615 | 127.15% |
| AUGUST | 22,958 | 1,377 | - | 1,377 | 649 | 112.17% |
| SEPTEMBER | 19,608 | 1,177 | - | 1,177 | 615 | 91.38% |
| OCTOBER | 22,837 | 1,370 | - | 1,370 | 649 | 111.09% |
| NOVEMBER | 20,704 | 1,242 | - | 1,242 | 796 | 56.03% |
| DECEMBER | 21,436 | 1,286 | - | 1,286 | 640 | 100.94% |
| JANUARY | 21,637 | 1,298 | - | 1,298 | 577 | 124.96% |
| FEBRUARY | 18,135 | 1,088 | - | 1,088 | 637 | 70.80% |
| MARCH | 23,720 | 1,423 | - | 1,423 | 752 | 89.23% |
| APRIL | 21,472 | 1,288 | - | 1,288 | 695 | 85.32% |
| MAY | 22,959 | 1,378 | - | 1,378 | 1,231 | 11.94% |
| JUNE | 23,225 | 1,394 | - | 1,394 | 1,298 | 7.40% |
| TOTALS | \$ 261,981 | \$ 15,718 | \$ - | \$ 15,718 | \$ 9,154 | 71.71% |

NOTE:

a - Greater of monthly minimum of \$125 or 6% of monthly in-flight food delivery security services gross receipts.

PM 1121-360-122

PM 1121-360-141

SIERRA AVIATION GROUP
LICENSE AGREEMENT - AIRLINE RELATED SERVICES

UPON WRITTEN NOTICE

| 16-17 | MONTHLY GROSS RECEIPTS | MINIMUM RENT OR % GROSS (a) | SPACE RENT (b) | LATE / PENALTY FEES | 16-17 MONTHLY REVENUE | 15-16 MONTHLY REVENUE | % CHANGE 15-16 TO 16-17 |
|-----------|------------------------------|-----------------------------------|-------------------|---------------------------|-----------------------------|-----------------------------|-------------------------------|
| JULY | \$ 22,308 | \$ 2,231 | \$ 1,220 | \$ - | \$ 3,451 | \$ 2,703 | 27.67% |
| AUGUST | 22,299 | 2,230 | 1,220 | - | 3,450 | 2,580 | 33.72% |
| SEPTEMBER | 21,403 | 2,140 | 852 | - | 2,992 | 2,619 | 14.24% |
| OCTOBER | 21,817 | 2,182 | 852 | - | 3,034 | 2,497 | 21.51% |
| NOVEMBER | 21,403 | 2,140 | 852 | - | 2,992 | 2,547 | 17.47% |
| DECEMBER | 19,377 | 1,938 | 852 | 133 | 2,923 | 2,689 | 8.70% |
| JANUARY | 16,315 | 1,631 | 852 | - | 2,483 | 2,497 | -0.56% |
| FEBRUARY | 14,708 | 1,471 | 852 | - | 2,323 | 2,712 | -14.34% |
| MARCH | 16,164 | 1,616 | 852 | - | 2,468 | 2,723 | -9.36% |
| APRIL | 15,672 | 1,567 | 852 | - | 2,419 | 2,633 | -8.13% |
| MAY | 16,333 | 1,633 | 816 | - | 2,449 | 3,446 | -28.93% |
| JUNE | 15,631 | 1,563 | 816 | - | 2,379 | 3,520 | -32.41% |
| TOTALS | \$ 223,430 | \$ 22,342 | \$ 10,888 | \$ 133 | \$ 33,363 | \$ 33,166 | 0.59% |

NOTE:

a - Greater of monthly minimum of \$125 or 10% of monthly ramp services gross receipts.

b - Monthly rent at \$852 from September 2016, and \$816 from May 2017.

SNAFUEL, INC.
HYDRANT FUELING FACILITIES LEASE
 LEASE EXPIRES 12/31/2030

| 16-17 | MONTHLY RENT (a) | LATE / PENALTY FEES | 16-17 MONTHLY REVENUE | 15-16 MONTHLY REVENUE | % CHANGE 15-16 TO 16-17 |
|-----------|---------------------|---------------------------|-----------------------------|-----------------------------|-------------------------------|
| JULY | \$ 1,783 | \$ - | \$ 1,783 | \$ 1,769 | 0.79% |
| AUGUST | 1,783 | - | 1,783 | 1,769 | 0.79% |
| SEPTEMBER | 1,783 | - | 1,783 | 1,769 | 0.79% |
| OCTOBER | 1,816 | - | 1,816 | 1,783 | 1.85% |
| NOVEMBER | 1,816 | - | 1,816 | 1,783 | 1.85% |
| DECEMBER | 1,816 | - | 1,816 | 1,783 | 1.85% |
| JANUARY | 1,816 | - | 1,816 | 1,783 | 1.85% |
| FEBRUARY | 1,816 | - | 1,816 | 1,783 | 1.85% |
| MARCH | 1,816 | - | 1,816 | 1,783 | 1.85% |
| APRIL | 1,816 | - | 1,816 | 1,783 | 1.85% |
| MAY | 1,816 | - | 1,816 | 1,783 | 1.85% |
| JUNE | 1,816 | - | 1,816 | 1,783 | 1.85% |
| TOTALS | \$ 21,693 | \$ - | \$ 21,693 | \$ 21,354 | 1.59% |

NOTE:

a - Monthly rent at \$1,783 from October 2015, and \$1,816 from October 2016.

SWISSPORT USA, INC.
LICENSE AGREEMENT - AIRLINE RELATED SERVICES
 UPON WRITTEN NOTICE

| 16-17 | RAMP SERVICES GROSS | MINIMUM RENT OR % GROSS (b),(c) | LATE / PENALTY FEES | 16-17 MONTHLY REVENUE | 15-16 MONTHLY REVENUE | % CHANGE 15-16 TO 16-17 |
|-----------|---------------------------|---------------------------------------|---------------------------|-----------------------------|-----------------------------|-------------------------------|
| JULY | \$ 17,766 | \$ 1,777 | \$ - | \$ 1,777 | \$ 1,690 | 5.15% |
| AUGUST | 18,012 | 1,801 | - | 1,801 | 1,707 | 5.51% |
| SEPTEMBER | 17,445 | 1,744 | - | 1,744 | 1,661 | 5.00% |
| OCTOBER | 17,423 | 1,742 | - | 1,742 | 1,621 | 7.46% |
| NOVEMBER | 16,265 | 1,626 | - | 1,626 | 3,997 | -59.32% |
| DECEMBER | 19,347 | 1,935 | - | 1,935 | 1,862 | 3.92% |
| JANUARY | 18,325 | 1,832 | - | 1,832 | 1,794 | 2.12% |
| FEBRUARY | 5,110 | 511 | - | 511 | 1,224 | -58.25% |
| MARCH | - | - | - | - | 1,149 | -100.00% |
| APRIL | - | - | 108 | 108 | 1,135 | -90.48% |
| MAY | - | - | - | - | 1,285 | -100.00% |
| JUNE | - | - | - | - | 1,196 | -100.00% |
| TOTALS | \$ 129,693 | \$ 12,968 | \$ 108 | \$ 13,076 | \$ 20,321 | -35.65% |

NOTE:

a - License effective June 1, 2013.

b - Greater of monthly minimum of \$125 or 15% of monthly aircraft interior cleaning services and 10% of monthly ramp services gross receipts.

c - Ceased operations at John Wayne Airport on February 9, 2017.

US AVIATION SERVICES CORP.
LICENSE AGREEMENT - AIRLINE RELATED SERVICES
UPON WRITTEN NOTICE

| 16-17 | MONTHLY GROSS RECEIPTS | MINIMUM RENT OR % GROSS (a) | LATE / PENALTY FEES | 16-17 MONTHLY REVENUE | 15-16 MONTHLY REVENUE (b) | % CHANGE 15-16 TO 16-17 |
|-----------|------------------------------|-----------------------------------|---------------------------|-----------------------------|---------------------------------|-------------------------------|
| JULY | \$ 71,721 | \$ 10,758 | \$ 479 | \$ 11,237 | \$ 9,445 | 18.97% |
| AUGUST | 74,147 | 11,122 | - | 11,122 | 9,601 | 15.84% |
| SEPTEMBER | 69,333 | 10,400 | 241 | 10,641 | 9,586 | 11.01% |
| OCTOBER | 69,599 | 10,440 | 247 | 10,687 | 9,487 | 12.65% |
| NOVEMBER | 62,060 | 9,309 | - | 9,309 | 9,179 | 1.42% |
| DECEMBER | 76,015 | 11,402 | 515 | 11,917 | 9,491 | 25.56% |
| JANUARY | 73,251 | 10,988 | 356 | 11,344 | 8,945 | 26.82% |
| FEBRUARY | 67,492 | 10,124 | - | 10,124 | 8,592 | 17.83% |
| MARCH | 74,543 | 11,181 | 265 | 11,446 | 10,165 | 12.60% |
| APRIL | 68,609 | 10,291 | - | 10,291 | 10,173 | 1.16% |
| MAY | 79,869 | 11,980 | - | 11,980 | 10,562 | 13.43% |
| JUNE | 75,373 | 11,306 | - | 11,306 | 10,541 | 7.26% |
| TOTALS | \$ 862,012 | \$ 129,301 | \$ 2,103 | \$ 131,404 | \$ 115,767 | 13.51% |

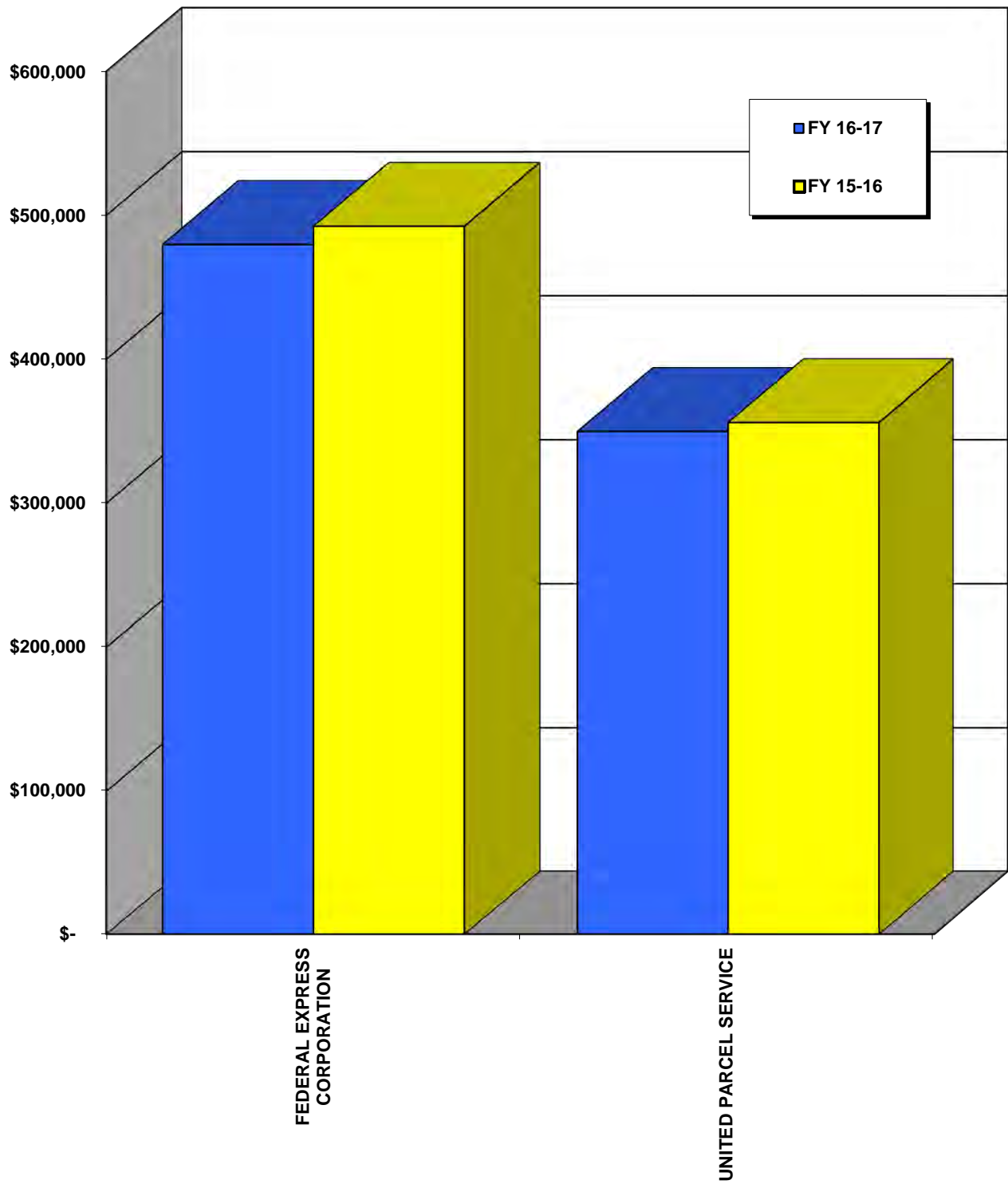
NOTE:

- a - Greater of monthly minimum of \$125 or 15% of monthly aircraft interior cleaning services gross receipts.
- b - Includes auditor adjustments to increase revenue reported in the 2015-2016 Revenue Report.

ALL CARGO AIR SERVICE



ALL CARGO AIR SERVICE SUMMARY



ALL CARGO AIR SERVICE SUMMARY FOR FY 2016-2017

| LESSEE | SPACE RENT | NUMBER OF LANDINGS | LANDING FEES (a) | DAYS USE OF CARGO RAMP OPERATING AREA | CARGO RAMP OPERATING AREA FEES (b) |
|-----------------------------|-------------------|--------------------|-------------------|---------------------------------------|------------------------------------|
| FEDERAL EXPRESS CORPORATION | \$ 238,573 | 254 | \$ 192,959 | 254 | \$ 42,765 |
| UNITED PARCEL SERVICE | 192,874 | 209 | 114,841 | 209 | 35,192 |
| TOTALS | \$ 431,447 | 463 | \$ 307,800 | 463 | \$ 77,957 |

| LESSEE | OPERATIONS FEES (c) | LATE / PENALTY FEES | 16-17 TOTAL REVENUE | 15-16 TOTAL REVENUE | % CHANGE 15-16 TO 16-17 |
|-----------------------------|---------------------|---------------------|---------------------|---------------------|-------------------------|
| FEDERAL EXPRESS CORPORATION | \$ 5,458 | \$ - | \$ 479,755 | \$ 492,414 | -2.57% |
| UNITED PARCEL SERVICE | 4,492 | 2,500 | 349,899 | 356,084 | -1.74% |
| TOTALS | \$ 9,950 | \$ 2,500 | \$ 829,654 | \$ 848,498 | -2.22% |

| LESSEE | FLIGHTS | | AIR FREIGHT (TONS) | |
|-----------------------------|------------|------------|--------------------|-----------------|
| | DEPARTURES | ARRIVALS | ENPLANED | DEPLANED |
| FEDERAL EXPRESS CORPORATION | 254 | 254 | 8,362.28 | 690.99 |
| UNITED PARCEL SERVICE | 209 | 209 | 4,167.05 | 2,599.30 |
| TOTALS | 463 | 463 | 12,529.33 | 3,290.29 |

NOTE:

a - Landing fee rate per 1,000 pounds at \$2.55 from May 2016, \$2.46 from November 2016, and \$2.30 from May 2017.

b - Cargo Ramp Operating Area fee rate per night at \$169.14 from May 2016, \$170.10 from November 2016, and \$161.94 from May 2017.

c - Operations fee rate per departure at \$21.93 from May 2016, \$21.53 from November 2016, and \$20.51 from May 2017.

FEDERAL EXPRESS CORPORATION
ALL CARGO AIR SERVICE LEASE

LEASE EXPIRES 12/31/2020

| 16-17 | SPACE | NUMBER OF | LANDING | DAYS USE OF | CARGO RAMP |
|-----------|------------|-----------|------------|----------------|-------------------------|
| | RENT | LANDINGS | FEES (b) | OPERATING AREA | OPERATING AREA FEES (c) |
| JULY | \$ 20,210 | 20 | \$ 15,727 | 20 | \$ 3,383 |
| AUGUST | 20,210 | 23 | 18,099 | 23 | 3,890 |
| SEPTEMBER | 20,211 | 21 | 16,514 | 21 | 3,552 |
| OCTOBER | 20,210 | 21 | 16,526 | 21 | 3,552 |
| NOVEMBER | 20,201 | 21 | 15,942 | 21 | 3,572 |
| DECEMBER | 20,201 | 21 | 15,921 | 21 | 3,572 |
| JANUARY | 20,201 | 21 | 15,942 | 21 | 3,572 |
| FEBRUARY | 20,201 | 19 | 14,424 | 19 | 3,232 |
| MARCH | 20,201 | 23 | 17,461 | 23 | 3,912 |
| APRIL | 20,201 | 20 | 15,183 | 20 | 3,402 |
| MAY | 18,263 | 22 | 15,605 | 22 | 3,563 |
| JUNE | 18,263 | 22 | 15,615 | 22 | 3,563 |
| TOTALS | \$ 238,573 | 254 | \$ 192,959 | 254 | \$ 42,765 |

| 16-17 | OPERATIONS | LATE / | 16-17 | 15-16 | % CHANGE |
|-----------|------------|---------|------------|------------|----------|
| | FEES (d) | PENALTY | MONTHLY | MONTHLY | 15-16 TO |
| | | FEES | REVENUE | REVENUE | 16-17 |
| JULY | \$ 439 | \$ - | \$ 39,759 | \$ 42,379 | -6.18% |
| AUGUST | 504 | - | 42,703 | 41,397 | 3.15% |
| SEPTEMBER | 461 | - | 40,738 | 41,409 | -1.62% |
| OCTOBER | 461 | - | 40,749 | 41,376 | -1.52% |
| NOVEMBER | 452 | - | 40,167 | 39,412 | 1.92% |
| DECEMBER | 452 | - | 40,146 | 41,387 | -3.00% |
| JANUARY | 452 | - | 40,167 | 39,434 | 1.86% |
| FEBRUARY | 409 | - | 38,266 | 40,383 | -5.24% |
| MARCH | 495 | - | 42,069 | 42,358 | -0.68% |
| APRIL | 431 | - | 39,217 | 40,405 | -2.94% |
| MAY | 451 | - | 37,882 | 40,749 | -7.04% |
| JUNE | 451 | - | 37,892 | 41,725 | -9.19% |
| TOTALS | \$ 5,458 | \$ - | \$ 479,755 | \$ 492,414 | -2.57% |

| 16-17 | FLIGHTS | | AIR FREIGHT (TONS) | |
|-----------|------------|----------|--------------------|----------|
| | DEPARTURES | ARRIVALS | ENPLANED | DEPLANED |
| JULY | 20 | 20 | 705.01 | 37.11 |
| AUGUST | 23 | 23 | 692.54 | 90.17 |
| SEPTEMBER | 21 | 21 | 743.79 | 45.76 |
| OCTOBER | 21 | 21 | 728.98 | 74.23 |
| NOVEMBER | 21 | 21 | 668.99 | 49.84 |
| DECEMBER | 21 | 21 | 688.34 | 82.69 |
| JANUARY | 21 | 21 | 587.42 | 60.69 |
| FEBRUARY | 19 | 19 | 638.57 | 43.22 |
| MARCH | 23 | 23 | 818.90 | 54.46 |
| APRIL | 20 | 20 | 641.05 | 44.54 |
| MAY | 22 | 22 | 686.55 | 30.51 |
| JUNE | 22 | 22 | 762.14 | 77.77 |
| TOTALS | 254 | 254 | 8,362.28 | 690.99 |

NOTE:

a - Lease effective December 13, 2016.

b - Landing fee rate per 1,000 pounds at \$2.55 from May 2016, \$2.46 from November 2016, and \$2.30 from May 2017.

c - Cargo Ramp Operating Area fee rate per night at \$169.14 from May 2016, \$170.10 from November 2016, and \$161.94 from May 2017.

d - Operations fee rate per departure at \$21.93 from May 2016, \$21.53 from November 2016, and \$20.51 from May 2017.

UNITED PARCEL SERVICE
ALL CARGO AIR SERVICE LEASE

LEASE EXPIRES 12/31/2020

| 16-17 | SPACE | NUMBER OF | LANDING | DAYS USE OF | CARGO RAMP |
|-----------|------------|-----------|------------|------------------------------|----------------------------|
| | RENT | LANDINGS | FEES (b) | CARGO RAMP OPERATING AREA | OPERATING AREA FEES (c) |
| JULY | \$ 16,340 | 15 | \$ 8,033 | 15 | \$ 2,537 |
| AUGUST | 16,340 | 21 | 11,246 | 21 | 3,552 |
| SEPTEMBER | 16,338 | 16 | 8,568 | 16 | 2,706 |
| OCTOBER | 16,340 | 17 | 9,104 | 17 | 2,875 |
| NOVEMBER | 16,331 | 17 | 10,346 | 17 | 2,892 |
| DECEMBER | 16,331 | 20 | 15,543 | 20 | 3,402 |
| JANUARY | 16,331 | 17 | 8,782 | 17 | 2,892 |
| FEBRUARY | 16,331 | 16 | 8,266 | 16 | 2,722 |
| MARCH | 16,331 | 18 | 9,299 | 18 | 3,062 |
| APRIL | 16,331 | 16 | 8,266 | 16 | 2,722 |
| MAY | 14,765 | 19 | 9,177 | 19 | 3,077 |
| JUNE | 14,765 | 17 | 8,211 | 17 | 2,753 |
| TOTALS | \$ 192,874 | 209 | \$ 114,841 | 209 | \$ 35,192 |

| 16-17 | OPERATIONS | LATE / PENALTY | 16-17 | 15-16 | % CHANGE |
|-----------|------------|-------------------|--------------------|--------------------|-------------------|
| | FEES (d) | FEES | MONTHLY REVENUE | MONTHLY REVENUE | 15-16 TO 16-17 |
| JULY | \$ 329 | \$ - | \$ 27,239 | \$ 29,895 | -8.88% |
| AUGUST | 461 | 2,500 | 34,099 | 29,158 | 16.95% |
| SEPTEMBER | 351 | - | 27,963 | 29,158 | -4.10% |
| OCTOBER | 373 | - | 28,692 | 28,454 | 0.84% |
| NOVEMBER | 366 | - | 29,935 | 29,073 | 2.96% |
| DECEMBER | 431 | - | 35,707 | 36,968 | -3.41% |
| JANUARY | 366 | - | 28,371 | 27,733 | 2.30% |
| FEBRUARY | 344 | - | 27,663 | 29,176 | -5.19% |
| MARCH | 388 | - | 29,080 | 29,898 | -2.74% |
| APRIL | 344 | - | 27,663 | 27,733 | -0.25% |
| MAY | 390 | - | 27,409 | 29,419 | -6.83% |
| JUNE | 349 | - | 26,078 | 29,419 | -11.36% |
| TOTALS | \$ 4,492 | \$ 2,500 | \$ 349,899 | \$ 356,084 | -1.74% |

| 16-17 | FLIGHTS | | AIR FREIGHT (TONS) | |
|-----------|------------|----------|--------------------|----------|
| | DEPARTURES | ARRIVALS | ENPLANED | DEPLANED |
| JULY | 15 | 15 | 312.29 | 159.00 |
| AUGUST | 21 | 21 | 363.02 | 170.43 |
| SEPTEMBER | 16 | 16 | 355.09 | 179.42 |
| OCTOBER | 17 | 17 | 312.70 | 178.03 |
| NOVEMBER | 17 | 17 | 344.73 | 310.10 |
| DECEMBER | 20 | 20 | 531.90 | 524.06 |
| JANUARY | 17 | 17 | 294.33 | 202.28 |
| FEBRUARY | 16 | 16 | 288.24 | 102.08 |
| MARCH | 18 | 18 | 349.30 | 158.84 |
| APRIL | 16 | 16 | 308.26 | 181.77 |
| MAY | 19 | 19 | 343.95 | 205.76 |
| JUNE | 17 | 17 | 363.24 | 227.53 |
| TOTALS | 209 | 209 | 4,167.05 | 2,599.30 |

NOTE:

a - Lease effective December 13, 2016.

b - Landing fee rate per 1,000 pounds at \$2.55 from May 2016, \$2.46 from November 2016, and \$2.30 from May 2017.

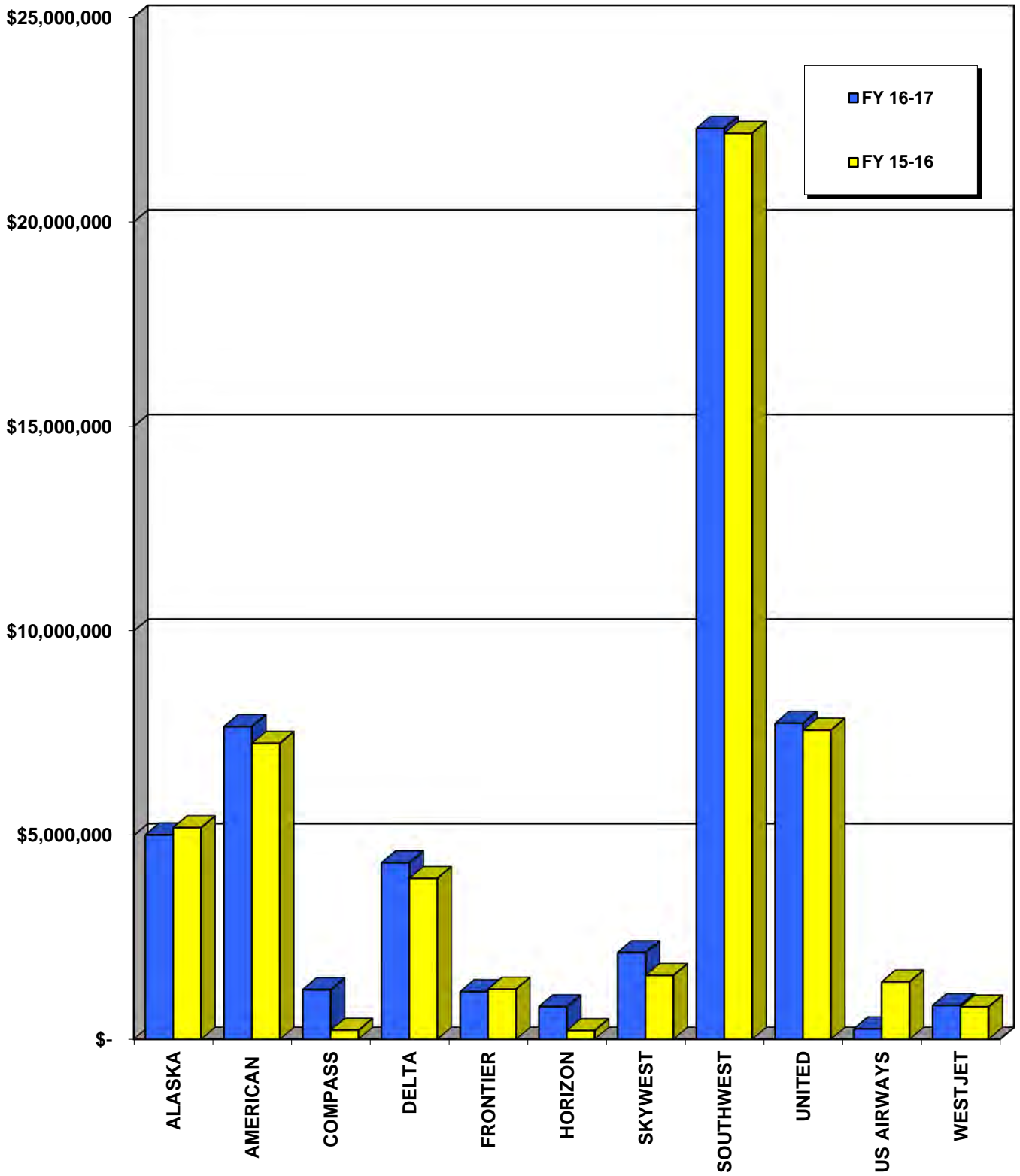
c - Cargo Ramp Operating Area fee rate per night at \$169.14 from May 2016, \$170.10 from November 2016, and \$161.94 from May 2017.

d - Operations fee rate per departure at \$21.93 from May 2016, \$21.53 from November 2016, and \$20.51 from May 2017.

COMMERCIAL AIRLINES



COMMERCIAL AIRLINES SUMMARY



COMMERCIAL AIRLINES SUMMARY FOR FY 2016-2017

| LESSEE/LICENSEE | TERMINAL & | UTILITIES | JANITORIAL | RAMP EQ | CUPPS | CUPPS | | ATIR | CBP | IAF |
|-----------------|---------------|--------------|--------------|------------|--------------|--------------|------------|--------------|------------|------|
| | MEZZANINE | | | STORAGE | | UPGRADE | FEES (d) | | | |
| | RENT | FEES | FEES | FEES | FEES | FEES (d) | FEES (e) | FEES | FEES | FEES |
| ALASKA | \$ 2,000,920 | \$ 171,624 | \$ 312,148 | \$ 56,488 | \$ 134,022 | \$ 211,700 | \$ 49,420 | \$ 321,714 | \$ 243,196 | |
| AMERICAN | 3,645,703 | 266,052 | 482,636 | 133,924 | 207,066 | 327,724 | 66,293 | - | - | |
| COMPASS | 574,526 | 65,878 | 113,534 | - | 47,752 | 78,818 | - | - | - | |
| DELTA | 1,893,450 | 153,970 | 277,344 | 86,558 | 118,982 | 188,784 | 15,235 | - | - | |
| FRONTIER | 620,827 | 51,666 | 93,354 | 16,034 | 39,972 | 63,486 | 2,050 | - | - | |
| HORIZON | 449,395 | 46,330 | 80,154 | 6,890 | 33,752 | 55,532 | - | - | - | |
| SKYWEST | 997,448 | 115,732 | 204,864 | - | 87,162 | 140,416 | - | - | - | |
| SOUTHWEST | 9,427,047 | 847,968 | 1,516,010 | 96,482 | 641,936 | 1,036,528 | 22,365 | 868,140 | 745,210 | |
| UNITED | 3,763,888 | 273,282 | 491,754 | 108,348 | 210,184 | 334,946 | 32,280 | - | - | |
| US AIRWAYS (f) | 172,604 | 5,804 | 11,032 | 21,276 | 4,580 | 7,324 | 31,832 | - | - | |
| WESTJET | 430,524 | 32,022 | 57,830 | 5,250 | 24,724 | 39,350 | 6,372 | 121,472 | - | |
| TOTALS | \$ 23,976,332 | \$ 2,030,328 | \$ 3,640,660 | \$ 531,250 | \$ 1,550,132 | \$ 2,484,608 | \$ 225,847 | \$ 1,311,326 | \$ 988,406 | |

| LESSEE/LICENSEE | NUMBER OF | LANDING | NUMBER OF | REMAIN | OPERATIONS | LATE / | 16-17 |
|-----------------|-----------|---------------|------------|--------------|------------|-----------|---------------|
| | | | REMAIN | OVERNIGHT | | PENALTY | TOTAL |
| | LANDINGS | FEES (a) | OVERNIGHTS | FEES (b) | FEES (c) | FEES | REVENUE |
| ALASKA | 3,858 | \$ 1,311,427 | 684 | \$ 115,189 | \$ 82,928 | \$ 2,421 | \$ 5,013,197 |
| AMERICAN | 6,122 | 2,101,522 | 1,762 | 296,720 | 131,585 | 2,500 | 7,661,725 |
| COMPASS | 1,327 | 240,008 | 370 | 62,316 | 28,502 | 9,090 | 1,220,424 |
| DELTA | 3,404 | 1,248,579 | 1,539 | 258,979 | 73,025 | 14,426 | 4,329,332 |
| FRONTIER | 705 | 246,595 | - | - | 15,155 | 24,069 | 1,173,208 |
| HORIZON | 724 | 110,136 | 1 | 162 | 15,564 | 4,810 | 802,725 |
| SKYWEST | 2,587 | 478,617 | 263 | 44,125 | 55,602 | 6,794 | 2,130,760 |
| SOUTHWEST | 19,499 | 6,160,543 | 2,895 | 487,514 | 419,381 | 12,500 | 22,281,624 |
| UNITED | 6,029 | 2,026,397 | 2,130 | 358,725 | 129,419 | 13,454 | 7,742,677 |
| US AIRWAYS | - | - | - | - | - | - | 254,452 |
| WESTJET | 337 | 106,790 | 1 | 170 | 7,243 | - | 831,747 |
| TOTALS | 44,592 | \$ 14,030,614 | 9,645 | \$ 1,623,900 | \$ 958,404 | \$ 90,064 | \$ 53,441,871 |

| LESSEE/LICENSEE | 15-16 | % CHANGE | FLIGHTS | | PASSENGERS | | AIR FREIGHT (TONS) | |
|-----------------|---------------|----------|------------|----------|------------|-----------|--------------------|----------|
| | TOTAL | 15-16 TO | DEPARTURES | ARRIVALS | ENPLANED | DEPLANED | ENPLANED | DEPLANED |
| | REVENUE | 16-17 | | | | | | |
| ALASKA | \$ 5,190,844 | -3.42% | 3,858 | 3,858 | 486,821 | 483,688 | 279.10 | 38.80 |
| AMERICAN | 7,251,931 | 5.65% | 6,124 | 6,122 | 845,755 | 841,306 | 165.39 | 46.02 |
| COMPASS | 222,512 | 448.48% | 1,326 | 1,327 | 86,872 | 86,628 | - | - |
| DELTA | 3,947,506 | 9.67% | 3,404 | 3,404 | 446,084 | 448,486 | 308.40 | 75.03 |
| FRONTIER | 1,231,179 | -4.71% | 705 | 705 | 109,635 | 109,470 | - | - |
| HORIZON | 213,012 | 276.84% | 724 | 724 | 42,686 | 44,236 | 0.50 | 10.80 |
| SKYWEST | 1,567,066 | 35.97% | 2,586 | 2,587 | 155,526 | 156,297 | - | - |
| SOUTHWEST | 22,159,639 | 0.55% | 19,491 | 19,499 | 2,221,567 | 2,229,605 | 579.72 | 404.83 |
| UNITED | 7,573,911 | 2.23% | 6,029 | 6,029 | 719,481 | 729,445 | 369.30 | - |
| US AIRWAYS (f) | 1,409,107 | -81.94% | - | - | - | - | - | - |
| WESTJET | 795,071 | 4.61% | 337 | 337 | 37,148 | 38,638 | - | - |
| TOTALS | \$ 51,561,778 | 3.65% | 44,584 | 44,592 | 5,151,575 | 5,167,799 | 1,702.41 | 575.48 |

NOTE:

- a - Landing fee rate per 1,000 pounds at \$2.55 from May 2016, \$2.46 from November 2016, and \$2.30 from May 2017.
- b - Remain overnight fee rate per night at \$169.14 from May 2016, \$170.10 from November 2016, and \$161.94 from May 2017.
- c - Operations fee rate per operation on apron at \$21.93 from May 2016, \$21.53 from November 2016, and \$20.51 from May 2017.
- d - Effective October 2015, lessee began paying Common Use Passenger Processing System (CUPPS) project upgrade cost recovery fees.
- e - The final Airline Tenant Improvement Reimbursement (ATIR) ended November 2016.
- f - Effective November 2016, terminal rent and fees are combined with American Airlines.

ALASKA AIRLINES
CERTIFICATED PASSENGER AIRLINE LEASE

LEASE EXPIRES 12/31/2020

| 16-17 | RAMP EQ | | CUPPS | | ATIR | CBP | IAF | | |
|-----------|---------------|----------------|-----------------|--------------|------------|------------|-----------|------------|------------------|
| | TERMINAL RENT | UTILITIES FEES | JANITORIAL FEES | STORAGE FEES | | | | CUPPS FEES | UPGRADE FEES (e) |
| JULY | \$ 153,026 | \$ 11,272 | \$ 22,178 | \$ 5,592 | \$ 9,306 | \$ 14,514 | \$ 9,884 | \$ 33,667 | \$ 21,033 |
| AUGUST | 153,026 | 11,272 | 22,178 | 5,592 | 9,306 | 14,514 | 9,884 | 33,667 | 21,033 |
| SEPTEMBER | 153,028 | 11,272 | 22,178 | 5,592 | 9,306 | 14,514 | 9,884 | 33,667 | 21,033 |
| OCTOBER | 153,026 | 11,272 | 22,178 | 5,592 | 9,306 | 14,514 | 9,884 | 33,667 | 21,033 |
| NOVEMBER | 186,491 | 16,828 | 28,720 | 4,316 | 12,476 | 19,747 | 9,884 | 30,841 | 22,520 |
| DECEMBER | 186,491 | 16,828 | 28,720 | 4,316 | 12,476 | 19,747 | - | 30,841 | 22,520 |
| JANUARY | 186,491 | 16,828 | 28,720 | 4,316 | 12,476 | 19,747 | - | 30,841 | 22,520 |
| FEBRUARY | 186,491 | 16,828 | 28,720 | 4,316 | 12,476 | 19,747 | - | 30,841 | 22,520 |
| MARCH | 186,491 | 16,828 | 28,720 | 4,316 | 12,476 | 19,747 | - | 30,841 | 22,520 |
| APRIL | 186,491 | 16,828 | 28,720 | 4,316 | 12,476 | 19,747 | - | 30,841 | 22,520 |
| MAY | 134,934 | 12,784 | 25,558 | 4,112 | 10,971 | 17,581 | - | 1,000 | 11,972 |
| JUNE | 134,934 | 12,784 | 25,558 | 4,112 | 10,971 | 17,581 | - | 1,000 | 11,972 |
| TOTALS | \$ 2,000,920 | \$ 171,624 | \$ 312,148 | \$ 56,488 | \$ 134,022 | \$ 211,700 | \$ 49,420 | \$ 321,714 | \$ 243,196 |

| 16-17 | NUMBER OF LANDINGS | LANDING FEES (b) | NUMBER OF REMAIN OVERNIGHTS | REMAIN OVERNIGHT FEES (c) | OPERATIONS FEES (d) | LATE / PENALTY FEES | 16-17 MONTHLY REVENUE | 15-16 MONTHLY REVENUE | % CHANGE |
|-----------|--------------------|------------------|-----------------------------|---------------------------|---------------------|---------------------|-----------------------|-----------------------|----------------|
| | | | | | | | | | 15-16 TO 16-17 |
| JULY | 329 | \$ 117,127 | 57 | \$ 9,641 | \$ 7,215 | \$ - | \$ 414,455 | \$ 382,695 | 8.30% |
| AUGUST | 363 | 130,765 | 58 | 9,810 | 7,961 | 2,074 | 431,082 | 384,208 | 12.20% |
| SEPTEMBER | 312 | 109,308 | 57 | 9,641 | 6,820 | - | 406,243 | 378,654 | 7.29% |
| OCTOBER | 321 | 109,539 | 60 | 10,148 | 7,061 | - | 407,220 | 464,380 | -12.31% |
| NOVEMBER | 316 | 103,736 | 56 | 9,526 | 6,803 | - | 451,888 | 456,584 | -1.03% |
| DECEMBER | 319 | 101,825 | 58 | 9,866 | 6,890 | 347 | 440,867 | 465,062 | -5.20% |
| JANUARY | 323 | 111,006 | 59 | 10,036 | 6,933 | - | 449,914 | 461,216 | -2.45% |
| FEBRUARY | 282 | 98,310 | 50 | 8,505 | 6,071 | - | 434,825 | 453,582 | -4.14% |
| MARCH | 328 | 110,798 | 59 | 10,036 | 7,062 | - | 449,835 | 461,007 | -2.42% |
| APRIL | 314 | 108,137 | 55 | 9,356 | 6,760 | - | 446,192 | 456,100 | -2.17% |
| MAY | 328 | 105,842 | 58 | 9,393 | 6,727 | - | 340,874 | 415,305 | -17.92% |
| JUNE | 323 | 105,034 | 57 | 9,231 | 6,625 | - | 339,802 | 412,051 | -17.53% |
| TOTALS | 3,858 | \$ 1,311,427 | 684 | \$ 115,189 | \$ 82,928 | \$ 2,421 | \$ 5,013,197 | \$ 5,190,844 | -3.42% |

| 16-17 | FLIGHTS | | PASSENGERS | | AIR FREIGHT (TONS) | |
|-----------|------------|----------|------------|----------|--------------------|----------|
| | DEPARTURES | ARRIVALS | ENPLANED | DEPLANED | ENPLANED | DEPLANED |
| JULY | 329 | 329 | 45,225 | 44,330 | 1.30 | 2.70 |
| AUGUST | 363 | 363 | 50,685 | 51,417 | 1.30 | 4.30 |
| SEPTEMBER | 311 | 312 | 39,367 | 38,989 | 3.90 | 3.50 |
| OCTOBER | 322 | 321 | 38,782 | 38,786 | 1.90 | 2.40 |
| NOVEMBER | 316 | 316 | 37,752 | 37,651 | 13.40 | 3.10 |
| DECEMBER | 320 | 319 | 35,772 | 35,520 | 19.90 | 2.30 |
| JANUARY | 322 | 323 | 36,138 | 36,642 | 34.50 | 2.80 |
| FEBRUARY | 282 | 282 | 34,385 | 34,314 | 39.10 | 2.70 |
| MARCH | 328 | 328 | 39,733 | 40,513 | 46.70 | 2.70 |
| APRIL | 314 | 314 | 42,171 | 41,529 | 37.40 | 4.40 |
| MAY | 328 | 328 | 42,949 | 40,962 | 41.30 | 3.90 |
| JUNE | 323 | 323 | 43,862 | 43,035 | 38.40 | 4.00 |
| TOTALS | 3,858 | 3,858 | 486,821 | 483,688 | 279.10 | 38.80 |

NOTE:

- a - Lease effective December 13, 2016.
- b - Landing fee rate per 1,000 pounds at \$2.55 from May 2016, \$2.46 from November 2016, and \$2.30 from May 2017.
- c - Remain overnight fee rate per night at \$169.14 from May 2016, \$170.10 from November 2016, and \$161.94 from May 2017.
- d - Operations fee rate per operation on apron at \$21.93 from May 2016, \$21.53 from November 2016, and \$20.51 from May 2017.
- e - Effective October 2015, lessee began paying Common Use Passenger Processing System (CUPPS) project upgrade cost recovery fees.
- f - The final Airline Tenant Improvement Reimbursement (ATIR) ended November 2016.

AMERICAN AIRLINES
CERTIFICATED PASSENGER AIRLINE LEASE
 LEASE EXPIRES 12/31/2020

| 16-17 | TERMINAL RENT | MEZZANINE RENT | UTILITIES FEES | JANITORIAL FEES | RAMP EQ STORAGE FEES | CUPPS FEES | CUPPS UPGRADE FEES (e) | ATIR FEES (f) |
|-----------|---------------|----------------|----------------|-----------------|----------------------|------------|------------------------|---------------|
| JULY | \$ 229,888 | \$ 13,201 | \$ 17,506 | \$ 34,104 | \$ 7,829 | \$ 14,269 | \$ 22,412 | \$ 11,667 |
| AUGUST | 229,888 | 13,201 | 17,506 | 34,104 | 7,829 | 14,269 | 22,412 | 11,667 |
| SEPTEMBER | 229,885 | 13,201 | 17,506 | 34,104 | 7,829 | 14,269 | 22,412 | 11,667 |
| OCTOBER | 229,888 | 13,201 | 17,506 | 34,104 | 7,829 | 14,269 | 22,412 | 11,667 |
| NOVEMBER | 345,024 | 13,593 | 25,917 | 44,232 | 13,141 | 19,215 | 30,413 | 19,625 |
| DECEMBER | 345,024 | 13,593 | 25,917 | 44,232 | 13,141 | 19,215 | 30,413 | - |
| JANUARY | 345,024 | 13,593 | 25,917 | 44,232 | 13,141 | 19,215 | 30,413 | - |
| FEBRUARY | 345,024 | 13,593 | 25,917 | 44,232 | 13,141 | 19,215 | 30,413 | - |
| MARCH | 345,024 | 13,593 | 25,917 | 44,232 | 13,141 | 19,215 | 30,413 | - |
| APRIL | 345,024 | 13,593 | 25,917 | 44,232 | 13,141 | 19,215 | 30,413 | - |
| MAY | 249,394 | 11,430 | 20,263 | 40,414 | 11,881 | 17,350 | 27,799 | - |
| JUNE | 249,394 | 11,430 | 20,263 | 40,414 | 11,881 | 17,350 | 27,799 | - |
| TOTALS | \$ 3,488,481 | \$ 157,222 | \$ 266,052 | \$ 482,636 | \$ 133,924 | \$ 207,066 | \$ 327,724 | \$ 66,293 |

| 16-17 | NUMBER OF LANDINGS | LANDING FEES (b) | NUMBER OF REMAIN OVERNIGHTS | REMAIN OVERNIGHT FEES (c) | OPERATIONS FEES (d) | LATE / PENALTY FEES | 16-17 MONTHLY REVENUE | 15-16 MONTHLY REVENUE |
|-----------|--------------------|------------------|-----------------------------|---------------------------|---------------------|---------------------|-----------------------|-----------------------|
| JULY | 562 | \$ 199,838 | 148 | \$ 25,033 | \$ 12,325 | \$ - | \$ 588,072 | \$ 542,067 |
| AUGUST | 548 | 193,714 | 152 | 25,709 | 12,018 | - | 582,317 | 536,731 |
| SEPTEMBER | 494 | 175,471 | 150 | 25,371 | 10,833 | 2,500 | 565,048 | 521,645 |
| OCTOBER | 515 | 182,606 | 147 | 24,864 | 11,294 | - | 569,640 | 615,469 |
| NOVEMBER | 490 | 167,633 | 141 | 23,984 | 10,550 | - | 713,327 | 606,337 |
| DECEMBER | 493 | 168,471 | 149 | 25,345 | 10,679 | - | 696,030 | 610,511 |
| JANUARY | 467 | 159,305 | 148 | 25,175 | 10,011 | - | 686,026 | 661,648 |
| FEBRUARY | 423 | 144,589 | 135 | 22,964 | 9,107 | - | 668,195 | 646,867 |
| MARCH | 519 | 180,643 | 151 | 25,685 | 11,174 | - | 709,037 | 671,714 |
| APRIL | 520 | 179,206 | 144 | 24,494 | 11,217 | - | 706,452 | 672,009 |
| MAY | 542 | 173,982 | 153 | 24,777 | 11,096 | - | 588,386 | 577,146 |
| JUNE | 549 | 176,064 | 144 | 23,319 | 11,281 | - | 589,195 | 589,787 |
| TOTALS | 6,122 | \$ 2,101,522 | 1,762 | \$ 296,720 | \$ 131,585 | \$ 2,500 | \$ 7,661,725 | \$ 7,251,931 |

| 16-17 | % CHANGE | | FLIGHTS | | PASSENGERS | | AIR FREIGHT (TONS) | |
|-----------|----------------|------------|----------|----------|------------|----------|--------------------|--|
| | 15-16 TO 16-17 | DEPARTURES | ARRIVALS | ENPLANED | DEPLANED | ENPLANED | DEPLANED | |
| JULY | 8.49% | 562 | 562 | 74,860 | 76,695 | 5.65 | 4.17 | |
| AUGUST | 8.49% | 548 | 548 | 72,414 | 69,894 | 7.05 | 4.98 | |
| SEPTEMBER | 8.32% | 494 | 494 | 67,334 | 67,327 | 7.20 | 3.75 | |
| OCTOBER | -7.45% | 515 | 515 | 71,715 | 71,123 | 10.04 | 4.58 | |
| NOVEMBER | 17.65% | 490 | 490 | 68,102 | 67,081 | 9.02 | 4.47 | |
| DECEMBER | 14.01% | 496 | 493 | 65,112 | 67,821 | 13.87 | 4.49 | |
| JANUARY | 3.68% | 465 | 467 | 62,883 | 62,301 | 8.40 | 4.64 | |
| FEBRUARY | 3.30% | 423 | 423 | 57,182 | 55,724 | 14.58 | 1.97 | |
| MARCH | 5.56% | 519 | 519 | 75,526 | 73,667 | 16.68 | 4.60 | |
| APRIL | 5.13% | 521 | 520 | 74,390 | 72,843 | 16.73 | 4.90 | |
| MAY | 1.95% | 541 | 542 | 74,597 | 76,615 | 23.08 | 1.51 | |
| JUNE | -0.10% | 550 | 549 | 81,640 | 80,215 | 33.09 | 1.96 | |
| TOTALS | 5.65% | 6,124 | 6,122 | 845,755 | 841,306 | 165.39 | 46.02 | |

NOTE:
 a - Lease effective December 13, 2016.
 b - Landing fee rate per 1,000 pounds at \$2.55 from May 2016, \$2.46 from November 2016, and \$2.30 from May 2017.
 c - Remain overnight fee rate per night at \$169.14 from May 2016, \$170.10 from November 2016, and \$161.94 from May 2017.
 d - Operations fee rate per operation on apron at \$21.93 from May 2016, \$21.53 from November 2016, and \$20.51 from May 2017.
 e - Effective October 2015, lessee began paying Common Use Passenger Processing System (CUPPS) project upgrade cost recovery fees.
 f - The final Airline Tenant Improvement Reimbursement (ATIR) ended November 2016.

COMPASS AIRLINES
CERTIFICATED PASSENGER AIRLINE LEASE
 LEASE EXPIRES 12/31/2020

| 16-17 | CUPPS | | | | |
|-----------|------------------|-------------------|--------------------|---------------|-----------------|
| | TERMINAL RENT | UTILITIES FEES | JANITORIAL FEES | CUPPS FEES | UPGRADE FEES |
| JULY | \$ 56,588 | \$ 5,641 | \$ 9,265 | \$ 3,655 | \$ 6,558 |
| AUGUST | 56,588 | 5,641 | 9,265 | 3,655 | 6,558 |
| SEPTEMBER | 56,586 | 5,641 | 9,265 | 3,655 | 6,558 |
| OCTOBER | 56,588 | 5,641 | 9,265 | 3,655 | 6,558 |
| NOVEMBER | 47,660 | 5,778 | 9,861 | 4,284 | 6,780 |
| DECEMBER | 47,660 | 5,778 | 9,861 | 4,284 | 6,780 |
| JANUARY | 47,660 | 5,778 | 9,861 | 4,284 | 6,780 |
| FEBRUARY | 47,660 | 5,778 | 9,861 | 4,284 | 6,780 |
| MARCH | 47,660 | 5,778 | 9,861 | 4,284 | 6,780 |
| APRIL | 47,660 | 5,778 | 9,861 | 4,284 | 6,780 |
| MAY | 31,108 | 4,323 | 8,654 | 3,714 | 5,953 |
| JUNE | 31,108 | 4,323 | 8,654 | 3,714 | 5,953 |
| TOTALS | \$ 574,526 | \$ 65,878 | \$ 113,534 | \$ 47,752 | \$ 78,818 |

| 16-17 | NUMBER OF LANDINGS | LANDING FEES (b) | NUMBER OF REMAIN OVERNIGHTS | REMAIN OVERNIGHT FEES (c) | OPERATIONS FEES (d) | LATE / PENALTY FEES | 16-17 |
|-----------|-----------------------|---------------------|-----------------------------------|---------------------------------|------------------------|---------------------------|--------------------|
| | | | | | | | MONTHLY REVENUE |
| JULY | 117 | \$ 21,923 | 31 | \$ 5,243 | \$ 2,544 | \$ 442 | \$ 111,859 |
| AUGUST | 123 | 23,017 | 32 | 5,412 | 2,697 | 5,515 | 118,348 |
| SEPTEMBER | 112 | 20,925 | 33 | 5,582 | 2,456 | - | 110,668 |
| OCTOBER | 114 | 21,333 | 31 | 5,243 | 2,500 | - | 110,783 |
| NOVEMBER | 110 | 19,851 | 30 | 5,103 | 2,368 | 1,326 | 103,011 |
| DECEMBER | 102 | 18,396 | 32 | 5,443 | 2,196 | - | 100,398 |
| JANUARY | 100 | 18,040 | 31 | 5,273 | 2,153 | 888 | 100,717 |
| FEBRUARY | 97 | 17,524 | 27 | 4,593 | 2,088 | - | 98,568 |
| MARCH | 116 | 20,942 | 31 | 5,273 | 2,497 | - | 103,075 |
| APRIL | 109 | 19,682 | 31 | 5,273 | 2,347 | - | 101,665 |
| MAY | 115 | 19,441 | 31 | 5,020 | 2,359 | 919 | 81,491 |
| JUNE | 112 | 18,934 | 30 | 4,858 | 2,297 | - | 79,841 |
| TOTALS | 1,327 | \$ 240,008 | 370 | \$ 62,316 | \$ 28,502 | \$ 9,090 | \$ 1,220,424 |

| 16-17 | 15-16 | | % CHANGE | | FLIGHTS | | PASSENGERS | | AIR FREIGHT (TONS) | |
|-----------|--------------------|-------------------|------------|----------|----------|----------|------------|----------|--------------------|--|
| | MONTHLY REVENUE | 15-16 TO 16-17 | DEPARTURES | ARRIVALS | ENPLANED | DEPLANED | ENPLANED | DEPLANED | | |
| JULY | \$ - | N/A | 116 | 117 | 8,410 | 8,312 | - | - | | |
| AUGUST | - | N/A | 123 | 123 | 8,425 | 8,662 | - | - | | |
| SEPTEMBER | - | N/A | 112 | 112 | 7,536 | 7,693 | - | - | | |
| OCTOBER | - | N/A | 114 | 114 | 7,624 | 7,708 | - | - | | |
| NOVEMBER | - | N/A | 110 | 110 | 7,462 | 7,596 | - | - | | |
| DECEMBER | - | N/A | 102 | 102 | 6,897 | 7,147 | - | - | | |
| JANUARY | - | N/A | 100 | 100 | 6,147 | 6,322 | - | - | | |
| FEBRUARY | - | N/A | 97 | 97 | 5,823 | 5,996 | - | - | | |
| MARCH | - | N/A | 116 | 116 | 7,012 | 7,130 | - | - | | |
| APRIL | 357 | 28377.59% | 109 | 109 | 6,887 | 6,427 | - | - | | |
| MAY | 111,445 | -26.88% | 115 | 115 | 6,969 | 6,286 | - | - | | |
| JUNE | 110,710 | -27.88% | 112 | 112 | 7,680 | 7,349 | - | - | | |
| TOTALS | \$ 222,512 | 448.48% | 1,326 | 1,327 | 86,872 | 86,628 | - | - | | |

NOTE:

a - Lease effective December 13, 2016, conducted in accordance with an agreement with Delta Airlines. Term of license continues on a month-to-month basis until terminated by either party.

b - Landing fee rate per 1,000 pounds at \$2.55 from May 2016, \$2.46 from November 2016, and \$2.30 from May 2017.

c - Remain overnight fee rate per night at \$169.14 from May 2016, \$170.10 from November 2016, and \$161.94 from May 2017.

d - Operations fee rate per operation on apron at \$21.93 from May 2016, \$21.53 from November 2016, and \$20.51 from May 2017.

DELTA AIRLINES
CERTIFICATED PASSENGER AIRLINE LEASE

LEASE EXPIRES 12/31/2020

| 16-17 | TERMINAL RENT | UTILITIES FEES | JANITORIAL FEES | RAMP EQ | | CUPPS | | ATIR FEES (f) |
|-----------|------------------|-------------------|--------------------|-----------------|------------|---------------------|-----------|------------------|
| | | | | STORAGE FEES | FEES | UPGRADE FEES (e) | | |
| JULY | \$ 126,098 | \$ 9,303 | \$ 17,889 | \$ 7,333 | \$ 7,454 | \$ 11,819 | \$ 3,047 | |
| AUGUST | 126,098 | 9,303 | 17,889 | 7,333 | 7,454 | 11,819 | 3,047 | |
| SEPTEMBER | 126,100 | 9,303 | 17,889 | 7,333 | 7,454 | 11,819 | 3,047 | |
| OCTOBER | 126,098 | 9,303 | 17,889 | 7,333 | 7,454 | 11,819 | 3,047 | |
| NOVEMBER | 192,472 | 16,279 | 27,783 | 7,329 | 12,069 | 19,103 | 3,047 | |
| DECEMBER | 192,472 | 16,279 | 27,783 | 7,329 | 12,069 | 19,103 | - | |
| JANUARY | 192,472 | 16,279 | 27,783 | 7,329 | 12,069 | 19,103 | - | |
| FEBRUARY | 192,472 | 16,279 | 27,783 | 7,329 | 12,069 | 19,103 | - | |
| MARCH | 192,472 | 16,279 | 27,783 | 7,329 | 12,069 | 19,103 | - | |
| APRIL | 192,472 | 16,279 | 27,783 | 7,329 | 12,069 | 19,103 | - | |
| MAY | 117,112 | 9,542 | 19,545 | 6,626 | 8,376 | 13,445 | - | |
| JUNE | 117,112 | 9,542 | 19,545 | 6,626 | 8,376 | 13,445 | - | |
| TOTALS | \$ 1,893,450 | \$ 153,970 | \$ 277,344 | \$ 86,558 | \$ 118,982 | \$ 188,784 | \$ 15,235 | |

| 16-17 | NUMBER OF LANDINGS | LANDING FEES (b) | NUMBER OF REMAIN | | OPERATIONS FEES (d) | LATE / PENALTY FEES | 16-17 MONTHLY REVENUE |
|-----------|-----------------------|---------------------|----------------------|---------------------------------|------------------------|---------------------------|-----------------------------|
| | | | REMAIN OVERNIGHTS | REMAIN OVERNIGHT FEES (c) | | | |
| JULY | 244 | \$ 98,889 | 125 | \$ 21,143 | \$ 5,373 | \$ 1,933 | \$ 310,281 |
| AUGUST | 248 | 100,360 | 122 | 20,635 | 5,439 | 1,894 | 311,271 |
| SEPTEMBER | 250 | 100,312 | 112 | 18,944 | 5,483 | - | 307,684 |
| OCTOBER | 268 | 107,499 | 117 | 19,789 | 5,921 | - | 316,152 |
| NOVEMBER | 240 | 92,844 | 106 | 18,031 | 5,124 | 2,844 | 396,925 |
| DECEMBER | 247 | 95,784 | 112 | 19,051 | 5,361 | - | 395,231 |
| JANUARY | 324 | 114,487 | 145 | 24,665 | 6,933 | 4,096 | 425,216 |
| FEBRUARY | 286 | 100,052 | 129 | 21,943 | 6,136 | - | 403,166 |
| MARCH | 331 | 115,717 | 147 | 25,005 | 7,126 | - | 422,883 |
| APRIL | 310 | 108,237 | 136 | 23,134 | 6,674 | - | 413,080 |
| MAY | 333 | 109,090 | 147 | 23,805 | 6,830 | 3,659 | 318,030 |
| JUNE | 323 | 105,308 | 141 | 22,834 | 6,625 | - | 309,413 |
| TOTALS | 3,404 | \$ 1,248,579 | 1,539 | \$ 258,979 | \$ 73,025 | \$ 14,426 | \$ 4,329,332 |

| 16-17 | 15-16 | | % CHANGE | | FLIGHTS | | PASSENGERS | | AIR FREIGHT (TONS) | |
|-----------|--------------------|-------------------|------------|----------|----------|----------|------------|----------|--------------------|--|
| | MONTHLY REVENUE | 15-16 TO 16-17 | DEPARTURES | ARRIVALS | ENPLANED | DEPLANED | ENPLANED | DEPLANED | | |
| JULY | \$ 336,889 | -7.90% | 245 | 244 | 33,783 | 33,341 | 20.60 | 2.84 | | |
| AUGUST | 337,857 | -7.87% | 248 | 248 | 34,132 | 33,359 | 19.50 | 3.80 | | |
| SEPTEMBER | 332,778 | -7.54% | 250 | 250 | 35,371 | 35,513 | 18.80 | 4.99 | | |
| OCTOBER | 346,737 | -8.82% | 270 | 268 | 37,363 | 38,109 | 17.00 | 6.50 | | |
| NOVEMBER | 327,790 | 21.09% | 238 | 240 | 33,605 | 34,406 | 16.70 | 3.90 | | |
| DECEMBER | 330,587 | 19.55% | 249 | 247 | 33,949 | 34,423 | 20.50 | 3.40 | | |
| JANUARY | 329,588 | 29.01% | 322 | 324 | 38,263 | 39,890 | 34.30 | 9.50 | | |
| FEBRUARY | 327,322 | 23.17% | 285 | 286 | 35,484 | 35,648 | 32.00 | 5.20 | | |
| MARCH | 334,113 | 26.57% | 331 | 331 | 42,152 | 42,123 | 37.20 | 13.30 | | |
| APRIL | 332,066 | 24.40% | 310 | 310 | 38,768 | 38,457 | 28.80 | 5.60 | | |
| MAY | 308,220 | 3.18% | 333 | 333 | 41,541 | 41,756 | 34.10 | 6.60 | | |
| JUNE | 303,559 | 1.93% | 323 | 323 | 41,673 | 41,461 | 28.90 | 9.40 | | |
| TOTALS | \$ 3,947,506 | 9.67% | 3,404 | 3,404 | 446,084 | 448,486 | 308.40 | 75.03 | | |

NOTE:

a - Lease effective December 13, 2016.

b - Landing fee rate per 1,000 pounds at \$2.55 from May 2016, \$2.46 from November 2016, and \$2.30 from May 2017.

c - Remain overnight fee rate per night at \$169.14 from May 2016, \$170.10 from November 2016, and \$161.94 from May 2017.

d - Operations fee rate per operation on apron at \$21.93 from May 2016, \$21.53 from November 2016, and \$20.51 from May 2017.

e - Effective October 2015, lessee began paying Common Use Passenger Processing System (CUPPS) project upgrade cost recovery fees.

f - The final Airline Tenant Improvement Reimbursement (ATIR) ended November 2016.

FRONTIER AIRLINES
CERTIFICATED PASSENGER AIRLINE LEASE
LEASE EXPIRES 12/31/2020

| 16-17 | TERMINAL RENT | UTILITIES FEES | JANITORIAL FEES | RAMP EQ STORAGE FEES | CUPPS FEES | CUPPS UPGRADE FEES (e) | ATIR FEES (f) |
|-----------|---------------|----------------|-----------------|----------------------|------------|------------------------|---------------|
| JULY | \$ 41,709 | \$ 3,595 | \$ 6,882 | \$ 1,459 | \$ 2,864 | \$ 4,555 | \$ 410 |
| AUGUST | 41,709 | 3,595 | 6,882 | 1,459 | 2,864 | 4,555 | 410 |
| SEPTEMBER | 41,706 | 3,595 | 6,882 | 1,459 | 2,864 | 4,555 | 410 |
| OCTOBER | 41,709 | 3,595 | 6,882 | 1,459 | 2,864 | 4,555 | 410 |
| NOVEMBER | 60,870 | 4,982 | 8,502 | 1,306 | 3,693 | 5,846 | 410 |
| DECEMBER | 60,870 | 4,982 | 8,502 | 1,306 | 3,693 | 5,846 | - |
| JANUARY | 60,870 | 4,982 | 8,502 | 1,306 | 3,693 | 5,846 | - |
| FEBRUARY | 60,870 | 4,982 | 8,502 | 1,306 | 3,693 | 5,846 | - |
| MARCH | 60,870 | 4,982 | 8,502 | 1,306 | 3,693 | 5,846 | - |
| APRIL | 60,870 | 4,982 | 8,502 | 1,306 | 3,693 | 5,846 | - |
| MAY | 44,387 | 3,697 | 7,407 | 1,181 | 3,179 | 5,095 | - |
| JUNE | 44,387 | 3,697 | 7,407 | 1,181 | 3,179 | 5,095 | - |
| TOTALS | \$ 620,827 | \$ 51,666 | \$ 93,354 | \$ 16,034 | \$ 39,972 | \$ 63,486 | \$ 2,050 |

| 16-17 | NUMBER OF LANDINGS | LANDING FEES (b) | NUMBER OF REMAIN OVERNIGHTS | REMAIN OVERNIGHT FEES (c) | OPERATIONS FEES (d) | LATE / PENALTY FEES | 16-17 MONTHLY REVENUE |
|-----------|--------------------|------------------|-----------------------------|---------------------------|---------------------|---------------------|-----------------------|
| JULY | 62 | \$ 22,048 | - | \$ - | \$ 1,360 | \$ - | \$ 84,882 |
| AUGUST | 62 | 22,161 | - | - | 1,360 | - | 84,995 |
| SEPTEMBER | 59 | 20,992 | - | - | 1,294 | 779 | 84,536 |
| OCTOBER | 60 | 21,475 | - | - | 1,316 | - | 84,265 |
| NOVEMBER | 56 | 19,378 | - | - | 1,206 | 2,193 | 108,386 |
| DECEMBER | 52 | 18,495 | - | - | 1,120 | 4,884 | 109,698 |
| JANUARY | 60 | 20,817 | - | - | 1,292 | 2,000 | 109,308 |
| FEBRUARY | 54 | 18,738 | - | - | 1,163 | 4,964 | 110,064 |
| MARCH | 58 | 20,333 | - | - | 1,249 | 8,432 | 115,213 |
| APRIL | 60 | 21,360 | - | - | 1,292 | 397 | 108,248 |
| MAY | 62 | 20,678 | - | - | 1,272 | - | 86,896 |
| JUNE | 60 | 20,120 | - | - | 1,231 | 420 | 86,717 |
| TOTALS | 705 | \$ 246,595 | - | \$ - | \$ 15,155 | \$ 24,069 | \$ 1,173,208 |

| 16-17 | 15-16 MONTHLY REVENUE | % CHANGE 15-16 TO 16-17 | FLIGHTS | | PASSENGERS | | AIR FREIGHT (TONS) | |
|-----------|-----------------------|-------------------------|------------|----------|------------|----------|--------------------|----------|
| | | | DEPARTURES | ARRIVALS | ENPLANED | DEPLANED | ENPLANED | DEPLANED |
| JULY | \$ 128,704 | -34.05% | 62 | 62 | 9,812 | 9,852 | - | - |
| AUGUST | 128,704 | -33.96% | 62 | 62 | 9,941 | 9,492 | - | - |
| SEPTEMBER | 128,130 | -34.02% | 59 | 59 | 9,131 | 9,038 | - | - |
| OCTOBER | 97,068 | -13.19% | 60 | 60 | 9,387 | 9,440 | - | - |
| NOVEMBER | 97,359 | 11.33% | 56 | 56 | 8,727 | 8,921 | - | - |
| DECEMBER | 96,146 | 14.10% | 52 | 52 | 8,438 | 8,647 | - | - |
| JANUARY | 96,426 | 13.36% | 60 | 60 | 8,504 | 9,176 | - | - |
| FEBRUARY | 95,309 | 15.48% | 54 | 54 | 8,065 | 8,423 | - | - |
| MARCH | 98,039 | 17.52% | 58 | 58 | 8,811 | 9,421 | - | - |
| APRIL | 96,118 | 12.62% | 60 | 60 | 9,269 | 9,021 | - | - |
| MAY | 84,967 | 2.27% | 62 | 62 | 9,272 | 9,052 | - | - |
| JUNE | 84,209 | 2.98% | 60 | 60 | 10,278 | 8,987 | - | - |
| TOTALS | \$ 1,231,179 | -4.71% | 705 | 705 | 109,635 | 109,470 | - | - |

NOTE:

a - Lease effective December 13, 2016.

b - Landing fee rate per 1,000 pounds at \$2.55 from May 2016, \$2.46 from November 2016, and \$2.30 from May 2017.

c - Remain overnight fee rate per night at \$169.14 from May 2016, \$170.10 from November 2016, and \$161.94 from May 2017.

d - Operations fee rate per operation on apron at \$21.93 from May 2016, \$21.53 from November 2016, and \$20.51 from May 2017.

e - Effective October 2015, lessee began paying Common Use Passenger Processing System (CUPPS) project upgrade cost recovery fees.

f - The final Airline Tenant Improvement Reimbursement (ATIR) ended November 2016.

HORIZON AIR INDUSTRIES, INC.
CERTIFICATED PASSENGER AIRLINE OPERATING LEASE

LEASE EXPIRES 12/31/2020

| 16-17 | TERMINAL RENT | UTILITIES FEES | JANITORIAL FEES | RAMP EQ STORAGE FEES (e) | CUPPS FEES | CUPPS UPGRADE FEES |
|-----------|---------------|----------------|-----------------|--------------------------|------------|--------------------|
| JULY | \$ 42,367 | \$ 4,000 | \$ 6,665 | \$ - | \$ 2,644 | \$ 4,687 |
| AUGUST | 42,367 | 4,000 | 6,665 | - | 2,644 | 4,687 |
| SEPTEMBER | 42,366 | 4,000 | 6,665 | - | 2,644 | 4,687 |
| OCTOBER | 42,367 | 4,000 | 6,665 | - | 2,644 | 4,687 |
| NOVEMBER | 39,150 | 4,157 | 7,095 | 934 | 3,082 | 4,878 |
| DECEMBER | 39,150 | 4,157 | 7,095 | 934 | 3,082 | 4,878 |
| JANUARY | 39,150 | 4,157 | 7,095 | 934 | 3,082 | 4,878 |
| FEBRUARY | 39,150 | 4,157 | 7,095 | 934 | 3,082 | 4,878 |
| MARCH | 39,150 | 4,157 | 7,095 | 934 | 3,082 | 4,878 |
| APRIL | 39,150 | 4,157 | 7,095 | 934 | 3,082 | 4,878 |
| MAY | 22,514 | 2,694 | 5,462 | 643 | 2,342 | 3,758 |
| JUNE | 22,514 | 2,694 | 5,462 | 643 | 2,342 | 3,758 |
| TOTALS | \$ 449,395 | \$ 46,330 | \$ 80,154 | \$ 6,890 | \$ 33,752 | \$ 55,532 |

| 16-17 | NUMBER OF LANDINGS | LANDING FEES (b) | NUMBER OF REMAIN OVERNIGHTS | REMAIN OVERNIGHT FEES (c) | OPERATIONS FEES (d) | LATE / PENALTY FEES | 16-17 MONTHLY REVENUE |
|-----------|--------------------|------------------|-----------------------------|---------------------------|---------------------|---------------------|-----------------------|
| JULY | 62 | \$ 9,763 | - | \$ - | \$ 1,360 | \$ 4,429 | \$ 75,915 |
| AUGUST | 62 | 9,763 | - | - | 1,360 | 261 | 71,747 |
| SEPTEMBER | 60 | 9,448 | - | - | 1,316 | - | 71,126 |
| OCTOBER | 61 | 9,605 | - | - | 1,338 | - | 71,306 |
| NOVEMBER | 60 | 9,114 | - | - | 1,292 | - | 69,702 |
| DECEMBER | 58 | 8,810 | - | - | 1,249 | 120 | 69,475 |
| JANUARY | 62 | 9,418 | - | - | 1,335 | - | 70,049 |
| FEBRUARY | 55 | 8,355 | - | - | 1,184 | - | 68,835 |
| MARCH | 62 | 9,418 | - | - | 1,335 | - | 70,049 |
| APRIL | 60 | 9,114 | - | - | 1,292 | - | 69,702 |
| MAY | 62 | 8,806 | - | - | 1,272 | - | 47,491 |
| JUNE | 60 | 8,522 | 1 | 162 | 1,231 | - | 47,328 |
| TOTALS | 724 | \$ 110,136 | 1 | \$ 162 | \$ 15,564 | \$ 4,810 | \$ 802,725 |

| 16-17 | 15-16 MONTHLY REVENUE | % CHANGE 15-16 TO 16-17 | FLIGHTS | | PASSENGERS | | AIR FREIGHT (TONS) | |
|-----------|-----------------------|-------------------------|------------|----------|------------|----------|--------------------|----------|
| | | | DEPARTURES | ARRIVALS | ENPLANED | DEPLANED | ENPLANED | DEPLANED |
| JULY | \$ - | N/A | 62 | 62 | 4,192 | 4,232 | - | 0.80 |
| AUGUST | - | N/A | 62 | 62 | 3,951 | 3,867 | - | 0.30 |
| SEPTEMBER | - | N/A | 60 | 60 | 3,308 | 3,448 | - | 2.00 |
| OCTOBER | - | N/A | 61 | 61 | 3,697 | 3,823 | 0.50 | 2.00 |
| NOVEMBER | - | N/A | 60 | 60 | 3,203 | 3,407 | - | - |
| DECEMBER | - | N/A | 58 | 58 | 3,447 | 3,446 | - | 0.90 |
| JANUARY | - | N/A | 62 | 62 | 3,035 | 3,352 | - | - |
| FEBRUARY | - | N/A | 55 | 55 | 3,022 | 3,184 | - | 1.60 |
| MARCH | 23,649 | 196.20% | 62 | 62 | 3,616 | 3,923 | - | 1.40 |
| APRIL | 46,750 | 49.10% | 60 | 60 | 3,907 | 3,691 | - | - |
| MAY | 71,486 | -33.57% | 62 | 62 | 3,643 | 3,937 | - | 0.80 |
| JUNE | 71,127 | -33.46% | 60 | 60 | 3,665 | 3,926 | - | 1.00 |
| TOTALS | \$ 213,012 | 276.84% | 724 | 724 | 42,686 | 44,236 | 0.50 | 10.80 |

NOTE:

- a - Lease effective December 13, 2016, conducted in accordance with an agreement with Alaska Airlines. Term of license continues on a month-to-month basis until terminated by either party.
- b - Landing fee rate per 1,000 pounds at \$2.55 from May 2016, \$2.46 from November 2016, and \$2.30 from May 2017.
- c - Remain overnight fee rate per night at \$169.14 from May 2016, \$170.10 from November 2016, and \$161.94 from May 2017.
- d - Operations fee rate per operation on apron at \$21.93 from May 2016, \$21.53 from November 2016, and \$20.51 from May 2017.
- e - Effective November 2016, lessee began paying Ramp Equipment Storage fees.

SKYWEST AIRLINES (COMMERCIAL)
CERTIFICATED PASSENGER AIRLINE OPERATING LICENSE

LEASE EXPIRES 12/31/2020

| 16-17 | CUPPS | | | | |
|-----------|---------------|----------------|-----------------|------------|------------------|
| | TERMINAL RENT | UTILITIES FEES | JANITORIAL FEES | CUPPS FEES | UPGRADE FEES (e) |
| JULY | \$ 84,172 | \$ 8,691 | \$ 15,602 | \$ 6,357 | \$ 10,615 |
| AUGUST | 84,172 | 8,691 | 15,602 | 6,357 | 10,615 |
| SEPTEMBER | 84,172 | 8,691 | 15,602 | 6,357 | 10,615 |
| OCTOBER | 84,172 | 8,691 | 15,602 | 6,357 | 10,615 |
| NOVEMBER | 99,839 | 11,790 | 20,122 | 8,741 | 13,835 |
| DECEMBER | 99,839 | 11,790 | 20,122 | 8,741 | 13,835 |
| JANUARY | 99,839 | 11,790 | 20,122 | 8,741 | 13,835 |
| FEBRUARY | 99,839 | 11,790 | 20,122 | 8,741 | 13,835 |
| MARCH | 99,839 | 11,790 | 20,122 | 8,741 | 13,835 |
| APRIL | 99,839 | 11,790 | 20,122 | 8,741 | 13,835 |
| MAY | 30,863 | 5,114 | 10,862 | 4,644 | 7,473 |
| JUNE | 30,863 | 5,114 | 10,862 | 4,644 | 7,473 |
| TOTALS | \$ 997,448 | \$ 115,732 | \$ 204,864 | \$ 87,162 | \$ 140,416 |

| 16-17 | NUMBER OF LANDINGS | LANDING FEES (b) | NUMBER OF | REMAIN | OPERATIONS FEES (d) | LATE / | 16-17 |
|-----------|--------------------|------------------|-------------------|--------------------|---------------------|--------------|-----------------|
| | | | REMAIN OVERNIGHTS | OVERNIGHT FEES (c) | | PENALTY FEES | MONTHLY REVENUE |
| JULY | 287 | \$ 54,888 | 32 | \$ 5,412 | \$ 6,272 | \$ 2,868 | \$ 194,877 |
| AUGUST | 298 | 56,991 | 33 | 5,582 | 6,535 | 747 | 195,292 |
| SEPTEMBER | 251 | 47,994 | 29 | 4,905 | 5,504 | - | 183,840 |
| OCTOBER | 254 | 48,573 | 32 | 5,412 | 5,570 | - | 184,992 |
| NOVEMBER | 226 | 41,695 | 31 | 5,273 | 4,866 | 1,982 | 208,143 |
| DECEMBER | 252 | 46,487 | 29 | 4,933 | 5,404 | 133 | 211,284 |
| JANUARY | 114 | 21,021 | 1 | 170 | 2,497 | 648 | 178,663 |
| FEBRUARY | 101 | 18,624 | - | - | 2,175 | - | 175,126 |
| MARCH | 124 | 22,865 | 1 | 170 | 2,670 | - | 180,032 |
| APRIL | 180 | 33,211 | 15 | 2,552 | 3,854 | - | 193,944 |
| MAY | 225 | 38,825 | 30 | 4,858 | 4,615 | 416 | 107,670 |
| JUNE | 275 | 47,443 | 30 | 4,858 | 5,640 | - | 116,897 |
| TOTALS | 2,587 | \$ 478,617 | 263 | \$ 44,125 | \$ 55,602 | \$ 6,794 | \$ 2,130,760 |

| 16-17 | 15-16 | % CHANGE | FLIGHTS | | PASSENGERS | | AIR FREIGHT (TONS) | |
|-----------|-----------------|----------------|------------|----------|------------|----------|--------------------|----------|
| | MONTHLY REVENUE | 15-16 TO 16-17 | DEPARTURES | ARRIVALS | ENPLANED | DEPLANED | ENPLANED | DEPLANED |
| JULY | \$ 83,992 | 132.02% | 286 | 287 | 18,413 | 18,736 | - | - |
| AUGUST | 84,719 | 130.52% | 298 | 298 | 19,240 | 19,174 | - | - |
| SEPTEMBER | 78,452 | 134.33% | 251 | 251 | 15,579 | 15,717 | - | - |
| OCTOBER | 122,072 | 51.54% | 254 | 254 | 16,239 | 16,686 | - | - |
| NOVEMBER | 127,016 | 63.87% | 226 | 226 | 14,954 | 15,115 | - | - |
| DECEMBER | 127,675 | 65.49% | 251 | 252 | 15,723 | 16,761 | - | - |
| JANUARY | 144,510 | 23.63% | 116 | 114 | 6,349 | 5,570 | - | - |
| FEBRUARY | 141,455 | 23.80% | 101 | 101 | 5,943 | 5,830 | - | - |
| MARCH | 146,983 | 22.48% | 124 | 124 | 6,579 | 7,003 | - | - |
| APRIL | 149,599 | 29.64% | 179 | 180 | 9,196 | 9,130 | - | - |
| MAY | 173,948 | -38.10% | 225 | 225 | 11,231 | 10,981 | - | - |
| JUNE | 186,645 | -37.37% | 275 | 275 | 16,080 | 15,594 | - | - |
| TOTALS | \$ 1,567,066 | 35.97% | 2,586 | 2,587 | 155,526 | 156,297 | - | - |

NOTE:

- a - Lease effective December 13, 2016, conducted in accordance with an agreement with Alaska Airlines, Delta Airlines, United Airlines. Term of license continues on a month-to-month basis until terminated by either party.
- b - Landing fee rate per 1,000 pounds at \$2.55 from May 2016, \$2.46 from November 2016, and \$2.30 from May 2017.
- c - Remain overnight fee rate per night at \$169.14 from May 2016, \$170.10 from November 2016, and \$161.94 from May 2017.
- d - Operations fee rate per operation on apron at \$21.93 from May 2016, \$21.53 from November 2016, and \$20.51 from May 2017.
- e - Effective October 2015, lessee began paying Common Use Passenger Processing System (CUPPS) project upgrade cost recovery fees.

SOUTHWEST AIRLINES
CERTIFICATED PASSENGER AIRLINE LEASE
 LEASE EXPIRES 12/31/2020

| 16-17 | TERMINAL | UTILITIES | JANITORIAL | RAMP EQ | CUPPS | CUPPS | ATIR | CBP | IAF |
|-----------|--------------|------------|--------------|-----------|------------|--------------|-----------|------------|------------|
| | RENT | FEES | FEES | STORAGE | FEES | UPGRADE | FEES (f) | FEES | FEES |
| | | | | FEES | | FEES (e) | | | |
| JULY | \$ 926,309 | \$ 82,755 | \$ 149,903 | \$ 8,174 | \$ 61,263 | \$ 101,592 | \$ 4,473 | \$ 82,806 | \$ 64,708 |
| AUGUST | 926,309 | 82,755 | 149,903 | 8,174 | 61,263 | 101,592 | 4,473 | 82,806 | 64,708 |
| SEPTEMBER | 926,308 | 82,755 | 149,903 | 8,174 | 61,263 | 101,592 | 4,473 | 82,806 | 64,708 |
| OCTOBER | 926,309 | 82,755 | 149,903 | 8,174 | 61,263 | 101,592 | 4,473 | 82,806 | 64,708 |
| NOVEMBER | 690,955 | 61,662 | 105,237 | 8,169 | 45,715 | 72,358 | 4,473 | 83,886 | 61,255 |
| DECEMBER | 690,955 | 61,662 | 105,237 | 8,169 | 45,715 | 72,358 | - | 83,886 | 61,255 |
| JANUARY | 690,955 | 61,662 | 105,237 | 8,169 | 45,715 | 72,358 | - | 83,886 | 61,255 |
| FEBRUARY | 690,955 | 61,662 | 105,237 | 8,169 | 45,715 | 72,358 | - | 83,886 | 61,255 |
| MARCH | 690,955 | 61,662 | 105,237 | 8,169 | 45,715 | 72,358 | - | 83,886 | 61,255 |
| APRIL | 690,955 | 61,662 | 105,237 | 8,169 | 45,715 | 72,358 | - | 83,886 | 61,255 |
| MAY | 788,041 | 73,488 | 142,488 | 7,386 | 61,297 | 98,006 | - | 16,800 | 59,424 |
| JUNE | 788,041 | 73,488 | 142,488 | 7,386 | 61,297 | 98,006 | - | 16,800 | 59,424 |
| TOTALS | \$ 9,427,047 | \$ 847,968 | \$ 1,516,010 | \$ 96,482 | \$ 641,936 | \$ 1,036,528 | \$ 22,365 | \$ 868,140 | \$ 745,210 |

| 16-17 | NUMBER OF | LANDING | NUMBER OF | REMAIN | OPERATIONS | LATE / | 16-17 | 15-16 | % CHANGE |
|-----------|-----------|--------------|------------|------------|------------|-----------|---------------|---------------|----------|
| | LANDINGS | FEES (b) | REMAIN | OVERNIGHT | FEES (d) | PENALTY | MONTHLY | MONTHLY | 15-16 TO |
| | | | OVERNIGHTS | FEES (c) | | FEES | REVENUE | REVENUE | 16-17 |
| JULY | 1,700 | \$ 554,962 | 231 | \$ 39,071 | \$ 37,171 | \$ 2,500 | \$ 2,115,687 | \$ 1,632,628 | 29.59% |
| AUGUST | 1,806 | 589,519 | 245 | 41,439 | 39,606 | - | 2,152,547 | 1,630,222 | 32.04% |
| SEPTEMBER | 1,729 | 564,590 | 240 | 40,594 | 37,895 | - | 2,125,061 | 1,607,249 | 32.22% |
| OCTOBER | 1,772 | 578,462 | 250 | 42,285 | 38,882 | - | 2,141,612 | 1,881,816 | 13.81% |
| NOVEMBER | 1,751 | 551,473 | 240 | 40,824 | 37,699 | - | 1,763,706 | 1,888,728 | -6.62% |
| DECEMBER | 1,761 | 554,976 | 265 | 45,077 | 37,871 | 10,000 | 1,777,161 | 1,918,824 | -7.38% |
| JANUARY | 1,615 | 508,610 | 246 | 41,845 | 34,792 | - | 1,714,484 | 1,907,562 | -10.12% |
| FEBRUARY | 1,319 | 415,366 | 200 | 34,020 | 28,398 | - | 1,607,021 | 1,868,291 | -13.98% |
| MARCH | 1,553 | 489,009 | 250 | 42,525 | 33,393 | - | 1,694,164 | 1,918,175 | -11.68% |
| APRIL | 1,493 | 470,155 | 238 | 40,484 | 32,144 | - | 1,672,020 | 1,894,097 | -11.72% |
| MAY | 1,531 | 450,800 | 248 | 40,161 | 31,401 | - | 1,769,292 | 2,184,225 | -19.00% |
| JUNE | 1,469 | 432,621 | 242 | 39,189 | 30,129 | - | 1,748,869 | 1,827,822 | -4.32% |
| TOTALS | 19,499 | \$ 6,160,543 | 2,895 | \$ 487,514 | \$ 419,381 | \$ 12,500 | \$ 22,281,624 | \$ 22,159,639 | 0.55% |

| 16-17 | FLIGHTS | | PASSENGERS | | AIR FREIGHT (TONS) | |
|-----------|------------|----------|------------|-----------|--------------------|----------|
| | DEPARTURES | ARRIVALS | ENPLANED | DEPLANED | ENPLANED | DEPLANED |
| JULY | 1,695 | 1,700 | 190,487 | 191,909 | 48.99 | 33.64 |
| AUGUST | 1,806 | 1,806 | 204,864 | 202,050 | 49.91 | 24.19 |
| SEPTEMBER | 1,728 | 1,729 | 192,421 | 191,827 | 54.46 | 28.31 |
| OCTOBER | 1,773 | 1,772 | 207,079 | 208,482 | 51.45 | 27.52 |
| NOVEMBER | 1,751 | 1,751 | 207,034 | 208,699 | 42.44 | 26.89 |
| DECEMBER | 1,759 | 1,761 | 205,547 | 202,121 | 57.78 | 37.78 |
| JANUARY | 1,616 | 1,615 | 170,122 | 171,601 | 47.65 | 38.86 |
| FEBRUARY | 1,319 | 1,319 | 147,709 | 149,192 | 43.22 | 37.79 |
| MARCH | 1,551 | 1,553 | 174,391 | 176,729 | 52.01 | 41.10 |
| APRIL | 1,493 | 1,493 | 175,323 | 175,487 | 44.47 | 34.17 |
| MAY | 1,531 | 1,531 | 175,029 | 177,738 | 47.38 | 28.80 |
| JUNE | 1,469 | 1,469 | 171,561 | 173,770 | 39.96 | 45.78 |
| TOTALS | 19,491 | 19,499 | 2,221,567 | 2,229,605 | 579.72 | 404.83 |

NOTE:

- a - Lease effective December 13, 2016.
- b - Landing fee rate per 1,000 pounds at \$2.55 from May 2016, \$2.46 from November 2016, and \$2.30 from May 2017.
- c - Remain overnight fee rate per night at \$169.14 from May 2016, \$170.10 from November 2016, and \$161.94 from May 2017.
- d - Operations fee rate per operation on apron at \$21.93 from May 2016, \$21.53 from November 2016, and \$20.51 from May 2017.
- e - Effective October 2015, lessee began paying Common Use Passenger Processing System (CUPPS) project upgrade cost recovery fees.
- f - The final Airline Tenant Improvement Reimbursement (ATIR) ended November 2016.

UNITED AIRLINES
CERTIFICATED PASSENGER AIRLINE LEASE

LEASE EXPIRES 12/31/2020

| 16-17 | RAMP EQ | | CUPPS | | CUPPS | | ATIR | |
|-----------|---------------|----------------|----------------|-----------------|--------------|------------|------------------|---------------|
| | TERMINAL RENT | MEZZANINE RENT | UTILITIES FEES | JANITORIAL FEES | STORAGE FEES | CUPPS FEES | UPGRADE FEES (e) | ATIR FEES (f) |
| JULY | \$ 289,478 | \$ 13,113 | \$ 19,858 | \$ 37,436 | \$ 9,179 | \$ 15,502 | \$ 24,941 | \$ 6,456 |
| AUGUST | 289,478 | 13,113 | 19,858 | 37,436 | 9,179 | 15,502 | 24,941 | 6,456 |
| SEPTEMBER | 289,478 | 13,113 | 19,858 | 37,436 | 9,179 | 15,502 | 24,941 | 6,456 |
| OCTOBER | 289,478 | 13,113 | 19,858 | 37,436 | 9,179 | 15,502 | 24,941 | 6,456 |
| NOVEMBER | 333,443 | 13,505 | 26,356 | 44,982 | 9,174 | 19,540 | 30,929 | 6,456 |
| DECEMBER | 333,443 | 13,505 | 26,356 | 44,982 | 9,174 | 19,540 | 30,929 | - |
| JANUARY | 333,443 | 13,505 | 26,356 | 44,982 | 9,174 | 19,540 | 30,929 | - |
| FEBRUARY | 333,443 | 13,505 | 26,356 | 44,982 | 9,174 | 19,540 | 30,929 | - |
| MARCH | 333,443 | 13,505 | 26,356 | 44,982 | 9,174 | 19,540 | 30,929 | - |
| APRIL | 333,443 | 13,505 | 26,356 | 44,982 | 9,174 | 19,540 | 30,929 | - |
| MAY | 224,560 | 11,358 | 17,857 | 36,059 | 8,294 | 15,468 | 24,804 | - |
| JUNE | 224,560 | 11,358 | 17,857 | 36,059 | 8,294 | 15,468 | 24,804 | - |
| TOTALS | \$ 3,607,690 | \$ 156,198 | \$ 273,282 | \$ 491,754 | \$ 108,348 | \$ 210,184 | \$ 334,946 | \$ 32,280 |

| 16-17 | NUMBER OF LANDINGS | LANDING FEES (b) | NUMBER OF | REMAIN | OPERATIONS FEES (d) | LATE / | 16-17 | 15-16 |
|-----------|--------------------|------------------|-------------------|--------------------|---------------------|--------------|-----------------|-----------------|
| | | | REMAIN OVERNIGHTS | OVERNIGHT FEES (c) | | PENALTY FEES | MONTHLY REVENUE | MONTHLY REVENUE |
| JULY | 491 | \$ 169,290 | 177 | \$ 29,938 | \$ 10,768 | \$ 3,257 | \$ 629,216 | \$ 644,412 |
| AUGUST | 513 | 176,624 | 184 | 31,122 | 11,228 | 2,500 | 637,437 | 641,436 |
| SEPTEMBER | 491 | 169,312 | 178 | 30,107 | 10,790 | - | 626,172 | 627,131 |
| OCTOBER | 493 | 170,877 | 183 | 30,953 | 10,811 | - | 628,604 | 646,359 |
| NOVEMBER | 453 | 150,811 | 172 | 29,257 | 9,775 | - | 674,228 | 636,500 |
| DECEMBER | 449 | 150,858 | 179 | 30,448 | 9,667 | - | 668,902 | 630,040 |
| JANUARY | 497 | 170,170 | 179 | 30,448 | 10,679 | 5,000 | 694,226 | 623,908 |
| FEBRUARY | 448 | 152,973 | 165 | 28,067 | 9,645 | - | 668,614 | 617,031 |
| MARCH | 528 | 179,438 | 181 | 30,788 | 11,368 | - | 699,523 | 634,373 |
| APRIL | 508 | 170,880 | 177 | 30,108 | 10,937 | - | 689,854 | 624,483 |
| MAY | 582 | 183,683 | 180 | 29,149 | 11,937 | 2,697 | 565,866 | 626,459 |
| JUNE | 576 | 181,481 | 175 | 28,340 | 11,814 | - | 560,035 | 621,779 |
| TOTALS | 6,029 | \$ 2,026,397 | 2,130 | \$ 358,725 | \$ 129,419 | \$ 13,454 | \$ 7,742,677 | \$ 7,573,911 |

| 16-17 | % CHANGE | | | | | | | |
|-----------|----------|------------|----------|----------|------------|----------|--------------------|--|
| | 15-16 TO | | FLIGHTS | | PASSENGERS | | AIR FREIGHT (TONS) | |
| | 16-17 | DEPARTURES | ARRIVALS | ENPLANED | DEPLANED | ENPLANED | DEPLANED | |
| JULY | -2.36% | 491 | 491 | 58,399 | 59,570 | - | - | |
| AUGUST | -0.62% | 512 | 513 | 60,765 | 60,233 | - | - | |
| SEPTEMBER | -0.15% | 492 | 491 | 57,180 | 57,570 | - | - | |
| OCTOBER | -2.75% | 493 | 493 | 58,968 | 61,448 | - | - | |
| NOVEMBER | 5.93% | 454 | 453 | 54,274 | 54,821 | - | - | |
| DECEMBER | 6.17% | 449 | 449 | 54,514 | 55,436 | 23.80 | - | |
| JANUARY | 11.27% | 496 | 497 | 58,470 | 60,139 | 29.20 | - | |
| FEBRUARY | 8.36% | 448 | 448 | 52,621 | 54,149 | 60.20 | - | |
| MARCH | 10.27% | 528 | 528 | 63,566 | 64,263 | 66.70 | - | |
| APRIL | 10.47% | 508 | 508 | 62,794 | 62,654 | 62.40 | - | |
| MAY | -9.67% | 582 | 582 | 66,788 | 68,676 | 63.20 | - | |
| JUNE | -9.93% | 576 | 576 | 71,142 | 70,486 | 63.80 | - | |
| TOTALS | 2.23% | 6,029 | 6,029 | 719,481 | 729,445 | 369.30 | - | |

NOTE:

a - Lease effective December 13, 2016.

b - Landing fee rate per 1,000 pounds at \$2.55 from May 2016, \$2.46 from November 2016, and \$2.30 from May 2017.

c - Remain overnight fee rate per night at \$169.14 from May 2016, \$170.10 from November 2016, and \$161.94 from May 2017.

d - Operations fee rate per operation on apron at \$21.93 from May 2016, \$21.53 from November 2016, and \$20.51 from May 2017.

e - Effective October 2015, lessee began paying Common Use Passenger Processing System (CUPPS) project upgrade cost recovery fees.

f - The final Airline Tenant Improvement Reimbursement (ATIR) ended November 2016.

US AIRWAYS
CERTIFICATED PASSENGER AIRLINE LEASE

LEASE TERMINATED 10/31/2016

| 16-17 | TERMINAL | UTILITIES | JANITORIAL | RAMP EQ | CUPPS | CUPPS | ATIR |
|-----------|------------|-----------|------------|-----------|----------|---------------|-----------|
| | RENT (c) | FEES (c) | FEES (c) | STORAGE | FEES (c) | UPGRADE | FEES (c) |
| | | | | FEES (c) | | FEES (b), (c) | |
| JULY | \$ 43,150 | \$ 1,451 | \$ 2,758 | \$ 5,319 | \$ 1,145 | \$ 1,831 | \$ 7,958 |
| AUGUST | 43,150 | 1,451 | 2,758 | 5,319 | 1,145 | 1,831 | 7,958 |
| SEPTEMBER | 43,154 | 1,451 | 2,758 | 5,319 | 1,145 | 1,831 | 7,958 |
| OCTOBER | 43,150 | 1,451 | 2,758 | 5,319 | 1,145 | 1,831 | 7,958 |
| NOVEMBER | - | - | - | - | - | - | - |
| DECEMBER | - | - | - | - | - | - | - |
| JANUARY | - | - | - | - | - | - | - |
| FEBRUARY | - | - | - | - | - | - | - |
| MARCH | - | - | - | - | - | - | - |
| APRIL | - | - | - | - | - | - | - |
| MAY | - | - | - | - | - | - | - |
| JUNE | - | - | - | - | - | - | - |
| TOTALS | \$ 172,604 | \$ 5,804 | \$ 11,032 | \$ 21,276 | \$ 4,580 | \$ 7,324 | \$ 31,832 |

| 16-17 | NUMBER OF | LANDING | NUMBER OF | REMAIN | OPERATIONS | LATE / | 16-17 |
|-----------|-----------|----------|------------|-----------|------------|---------|------------|
| | LANDINGS | FEES (a) | REMAIN | OVERNIGHT | FEES (a) | PENALTY | MONTHLY |
| | | | OVERNIGHTS | FEES (a) | | FEES | REVENUE |
| JULY | - | \$ - | - | \$ - | \$ - | \$ - | \$ 63,612 |
| AUGUST | - | - | - | - | - | - | 63,612 |
| SEPTEMBER | - | - | - | - | - | - | 63,616 |
| OCTOBER | - | - | - | - | - | - | 63,612 |
| NOVEMBER | - | - | - | - | - | - | - |
| DECEMBER | - | - | - | - | - | - | - |
| JANUARY | - | - | - | - | - | - | - |
| FEBRUARY | - | - | - | - | - | - | - |
| MARCH | - | - | - | - | - | - | - |
| APRIL | - | - | - | - | - | - | - |
| MAY | - | - | - | - | - | - | - |
| JUNE | - | - | - | - | - | - | - |
| TOTALS | - | \$ - | - | \$ - | \$ - | \$ - | \$ 254,452 |

| 16-17 | 15-16 | % CHANGE | FLIGHTS | | PASSENGERS | | AIR FREIGHT (TONS) | |
|-----------|--------------|----------|------------|----------|------------|----------|--------------------|----------|
| | MONTHLY | 15-16 TO | DEPARTURES | ARRIVALS | ENPLANED | DEPLANED | ENPLANED | DEPLANED |
| | REVENUE | 16-17 | | | | | | |
| JULY | \$ 205,309 | -69.02% | - | - | - | - | - | - |
| AUGUST | 205,928 | -69.11% | - | - | - | - | - | - |
| SEPTEMBER | 202,751 | -68.62% | - | - | - | - | - | - |
| OCTOBER | 137,396 | -53.70% | - | - | - | - | - | - |
| NOVEMBER | 132,982 | -100.00% | - | - | - | - | - | - |
| DECEMBER | 131,874 | -100.00% | - | - | - | - | - | - |
| JANUARY | 66,142 | -100.00% | - | - | - | - | - | - |
| FEBRUARY | 67,217 | -100.00% | - | - | - | - | - | - |
| MARCH | 66,142 | -100.00% | - | - | - | - | - | - |
| APRIL | 66,142 | -100.00% | - | - | - | - | - | - |
| MAY | 63,612 | -100.00% | - | - | - | - | - | - |
| JUNE | 63,612 | -100.00% | - | - | - | - | - | - |
| TOTALS | \$ 1,409,107 | -81.94% | - | - | - | - | - | - |

NOTE:

a - Effective January 2016, operations, landing, and RON fees are combined with American Airlines.

b - Effective October 2015, lessee began paying Common Use Passenger Processing System (CUPPS) project upgrade cost recovery fees.

c - Effective November 2016, terminal rent and fees are combined with American Airlines.

WESTJET
CERTIFICATED PASSENGER AIRLINE LEASE
 LEASE EXPIRES 12/31/2020

| 16-17 | TERMINAL RENT | UTILITIES FEES | JANITORIAL FEES | RAMP EQ STORAGE FEES | CUPPS FEES | CUPPS UPGRADE FEES (e) | ATIR FEES (f) | CBP FEES |
|-----------|---------------|----------------|-----------------|----------------------|------------|------------------------|---------------|------------|
| JULY | \$ 33,783 | \$ 2,360 | \$ 4,480 | \$ 552 | \$ 1,859 | \$ 2,976 | \$ 708 | \$ 10,392 |
| AUGUST | 33,783 | 2,360 | 4,480 | 552 | 1,859 | 2,976 | 708 | 10,392 |
| SEPTEMBER | 33,781 | 2,360 | 4,480 | 552 | 1,859 | 2,976 | 708 | 10,392 |
| OCTOBER | 33,783 | 2,360 | 4,480 | 552 | 1,859 | 2,976 | 708 | 10,392 |
| NOVEMBER | 38,421 | 2,929 | 4,998 | 392 | 2,171 | 3,437 | 708 | 10,462 |
| DECEMBER | 38,421 | 2,929 | 4,998 | 392 | 2,171 | 3,437 | 708 | 10,462 |
| JANUARY | 38,421 | 2,929 | 4,998 | 392 | 2,171 | 3,437 | 708 | 10,462 |
| FEBRUARY | 38,421 | 2,929 | 4,998 | 392 | 2,171 | 3,437 | 708 | 10,462 |
| MARCH | 38,421 | 2,929 | 4,998 | 392 | 2,171 | 3,437 | 708 | 10,462 |
| APRIL | 38,421 | 2,929 | 4,998 | 392 | 2,171 | 3,437 | - | 10,462 |
| MAY | 32,434 | 2,504 | 4,961 | 345 | 2,131 | 3,412 | - | 8,566 |
| JUNE | 32,434 | 2,504 | 4,961 | 345 | 2,131 | 3,412 | - | 8,566 |
| TOTALS | \$ 430,524 | \$ 32,022 | \$ 57,830 | \$ 5,250 | \$ 24,724 | \$ 39,350 | \$ 6,372 | \$ 121,472 |

| 16-17 | NUMBER OF LANDINGS | LANDING FEES (b) | NUMBER OF REMAIN OVERNIGHTS | REMAIN OVERNIGHT FEES (c) | OPERATIONS FEES (d) | LATE / PENALTY FEES | 16-17 MONTHLY REVENUE | 15-16 MONTHLY REVENUE |
|-----------|--------------------|------------------|-----------------------------|---------------------------|---------------------|---------------------|-----------------------|-----------------------|
| JULY | 31 | \$ 10,125 | - | \$ - | \$ 680 | \$ - | \$ 67,915 | \$ 51,728 |
| AUGUST | 31 | 10,125 | - | - | 680 | - | 67,915 | 51,728 |
| SEPTEMBER | 30 | 9,862 | - | - | 658 | - | 67,628 | 51,541 |
| OCTOBER | 30 | 9,884 | - | - | 658 | - | 67,652 | 72,113 |
| NOVEMBER | 25 | 7,924 | - | - | 538 | - | 71,980 | 72,463 |
| DECEMBER | 27 | 8,474 | - | - | 581 | - | 72,573 | 73,511 |
| JANUARY | 26 | 8,199 | - | - | 560 | - | 72,277 | 71,414 |
| FEBRUARY | 24 | 7,542 | 1 | 170 | 517 | - | 71,747 | 71,414 |
| MARCH | 26 | 8,264 | - | - | 560 | - | 72,342 | 71,763 |
| APRIL | 26 | 8,264 | - | - | 560 | - | 71,634 | 71,741 |
| MAY | 31 | 9,212 | - | - | 636 | - | 64,201 | 68,003 |
| JUNE | 30 | 8,915 | - | - | 615 | - | 63,883 | 67,652 |
| TOTALS | 337 | \$ 106,790 | 1 | \$ 170 | \$ 7,243 | \$ - | \$ 831,747 | \$ 795,071 |

| 16-17 | % CHANGE | | FLIGHTS | | PASSENGERS | | AIR FREIGHT (TONS) | |
|-----------|----------------|--|------------|----------|------------|----------|--------------------|----------|
| | 15-16 TO 16-17 | | DEPARTURES | ARRIVALS | ENPLANED | DEPLANED | ENPLANED | DEPLANED |
| JULY | 31.29% | | 31 | 31 | 3,269 | 3,607 | - | - |
| AUGUST | 31.29% | | 31 | 31 | 3,276 | 3,726 | - | - |
| SEPTEMBER | 31.21% | | 30 | 30 | 2,981 | 3,083 | - | - |
| OCTOBER | -6.19% | | 30 | 30 | 3,113 | 3,455 | - | - |
| NOVEMBER | -0.67% | | 25 | 25 | 2,883 | 2,914 | - | - |
| DECEMBER | -1.28% | | 27 | 27 | 2,974 | 3,064 | - | - |
| JANUARY | 1.21% | | 26 | 26 | 2,869 | 2,982 | - | - |
| FEBRUARY | 0.47% | | 24 | 24 | 2,818 | 2,748 | - | - |
| MARCH | 0.81% | | 26 | 26 | 3,006 | 3,079 | - | - |
| APRIL | -0.15% | | 26 | 26 | 2,953 | 3,113 | - | - |
| MAY | -5.59% | | 31 | 31 | 3,617 | 3,519 | - | - |
| JUNE | -5.57% | | 30 | 30 | 3,389 | 3,348 | - | - |
| TOTALS | 4.61% | | 337 | 337 | 37,148 | 38,638 | - | - |

NOTE:

a - Lease effective December 13, 2016.

b - Landing fee rate per 1,000 pounds at \$2.55 from May 2016, \$2.46 from November 2016, and \$2.30 from May 2017.

c - Remain overnight fee rate per night at \$169.14 from May 2016, \$170.10 from November 2016, and \$161.94 from May 2017.

d - Operations fee rate per operation on apron at \$21.93 from May 2016, \$21.53 from November 2016, and \$20.51 from May 2017.

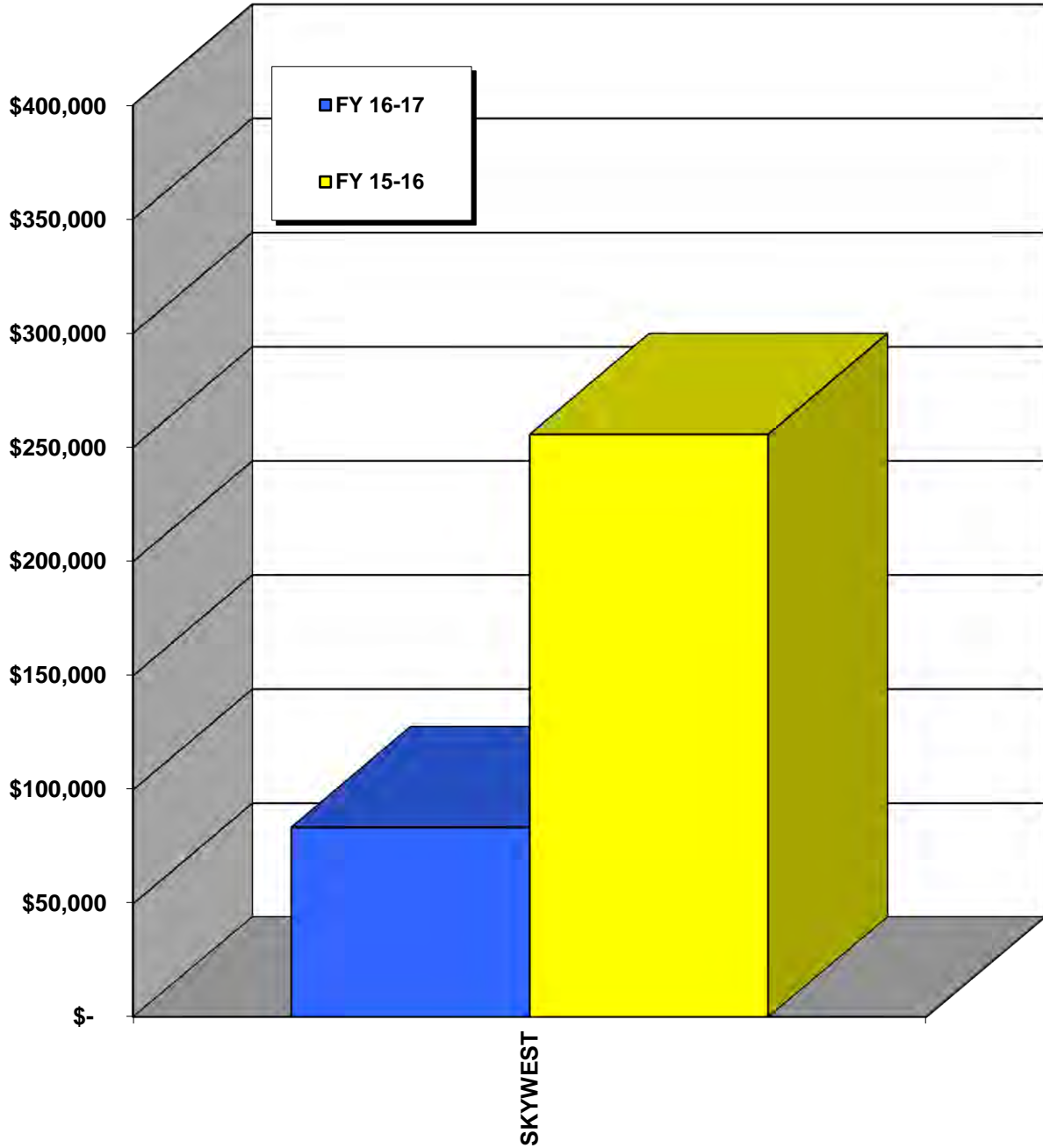
e - Effective October 2015, lessee began paying Common Use Passenger Processing System (CUPPS) project upgrade cost recovery fees.

f - The final Airline Tenant Improvement Reimbursement (ATIR) ended March 2017.

COMMUTER AIRLINES



COMMUTER AIRLINES SUMMARY



COMMUTER AIRLINES SUMMARY FOR FY 2016-2017

| 16-17 | NUMBER OF LANDINGS | LANDING FEES (a) | NUMBER OF REMAIN OVERNIGHTS | REMAIN OVERNIGHT FEES (b) | OPERATIONS FEES (c) | LATE / PENALTY FEES |
|---------|-----------------------|---------------------|-----------------------------------|---------------------------------|------------------------|---------------------------|
| SKYWEST | 438 | \$ 72,575 | 78 | \$ 8,838 | \$ 1,325 | \$ 887 |
| TOTALS | 438 | \$ 72,575 | 78 | \$ 8,838 | \$ 1,325 | \$ 887 |

| 16-17 | 16-17 TOTAL REVENUE | 15-16 TOTAL REVENUE | % CHANGE 15-16 TO 16-17 | FLIGHTS DEPARTURES | ARRIVALS |
|---------|---------------------------|---------------------------|-------------------------------|-----------------------|----------|
| SKYWEST | \$ 83,625 | \$ 255,719 | -67.30% | 439 | 438 |
| TOTALS | \$ 83,625 | \$ 255,719 | -67.30% | 439 | 438 |

| 16-17 | PASSENGERS | | AIR FREIGHT (TONS) | |
|---------|------------|----------|--------------------|----------|
| 16-17 | ENPLANED | DEPLANED | ENPLANED | DEPLANED |
| SKYWEST | 27,186 | 27,154 | - | - |
| TOTALS | 27,186 | 27,154 | - | - |

NOTE:

- a - Landing fee rate per 1,000 pounds at \$2.55 from May 2016, \$2.46 from November 2016, and \$2.30 from May 2017.
- b - Remain overnight fee rate per night at \$113.32 from May 2016, \$113.97 from November 2016, and \$108.50 from May 2017.
- c - Operations fee rate per operations on apron at \$3.07 from May 2016, \$3.01 from November 2016, and \$2.87 from May 2017.

SKYWEST AIRLINES
COMMUTER AIRLINE OPERATING LICENSE
MONTH TO MONTH

| 16-17 | NUMBER OF LANDINGS | LANDING FEES (b) | NUMBER OF REMAIN OVERNIGHTS (e) | REMAIN OVERNIGHT FEES (c) | OPERATIONS FEES (d) | LATE / PENALTY FEES | 16-17 MONTHLY REVENUE |
|---------------|-----------------------|---------------------|---------------------------------------|---------------------------------|------------------------|---------------------------|-----------------------------|
| JULY | 51 | \$ 8,713 | 26 | \$ 2,946 | \$ 157 | \$ - | \$ 11,816 |
| AUGUST | 51 | 8,560 | 23 | 2,606 | 160 | - | 11,326 |
| SEPTEMBER | 52 | 8,884 | 26 | 2,946 | 157 | - | 11,987 |
| OCTOBER | 40 | 6,834 | 3 | 340 | 126 | - | 7,300 |
| NOVEMBER | 46 | 7,582 | - | - | 138 | - | 7,720 |
| DECEMBER | 33 | 5,439 | - | - | 99 | 585 | 6,123 |
| JANUARY | 27 | 4,450 | - | - | 81 | 108 | 4,639 |
| FEBRUARY | 23 | 3,791 | - | - | 69 | - | 3,860 |
| MARCH | 31 | 5,109 | - | - | 93 | - | 5,202 |
| APRIL | 25 | 4,121 | - | - | 75 | - | 4,196 |
| MAY | 33 | 5,085 | - | - | 95 | 194 | 5,374 |
| JUNE | 26 | 4,007 | - | - | 75 | - | 4,082 |
| TOTALS | 438 | \$ 72,575 | 78 | \$ 8,838 | \$ 1,325 | \$ 887 | \$ 83,625 |

| 16-17 | 15-16 MONTHLY REVENUE | % CHANGE 15-16 TO 16-17 | FLIGHTS | | PASSENGERS | | AIR FREIGHT (TONS) | |
|---------------|-----------------------------|-------------------------------|------------|------------|---------------|---------------|--------------------|----------|
| | | | DEPARTURES | ARRIVALS | ENPLANED | DEPLANED | ENPLANED | DEPLANED |
| JULY | \$ 30,606 | -61.39% | 51 | 51 | 3,311 | 3,210 | - | - |
| AUGUST | 30,378 | -62.72% | 52 | 51 | 3,276 | 3,216 | - | - |
| SEPTEMBER | 30,252 | -60.38% | 51 | 52 | 3,223 | 3,437 | - | - |
| OCTOBER | 28,540 | -74.42% | 41 | 40 | 2,449 | 2,640 | - | - |
| NOVEMBER | 27,457 | -71.88% | 46 | 46 | 2,894 | 3,116 | - | - |
| DECEMBER | 28,081 | -78.20% | 33 | 33 | 2,027 | 2,170 | - | - |
| JANUARY | 13,227 | -64.93% | 27 | 27 | 1,655 | 1,364 | - | - |
| FEBRUARY | 13,917 | -72.26% | 23 | 23 | 1,427 | 1,323 | - | - |
| MARCH | 13,676 | -61.96% | 31 | 31 | 1,921 | 1,861 | - | - |
| APRIL | 12,306 | -65.90% | 25 | 25 | 1,621 | 1,538 | - | - |
| MAY | 12,615 | -57.40% | 33 | 33 | 1,981 | 1,762 | - | - |
| JUNE | 14,664 | -72.16% | 26 | 26 | 1,401 | 1,517 | - | - |
| TOTALS | \$ 255,719 | -67.30% | 439 | 438 | 27,186 | 27,154 | - | - |

NOTE:

a - Lease effective December 13, 2016.

b - Landing fee rate per 1,000 pounds at \$2.55 from May 2016, \$2.46 from November 2016, and \$2.30 from May 2017.

c - Remain overnight fee rate per night at \$113.32 from May 2016, \$113.97 from November 2016, and \$108.50 from May 2017.

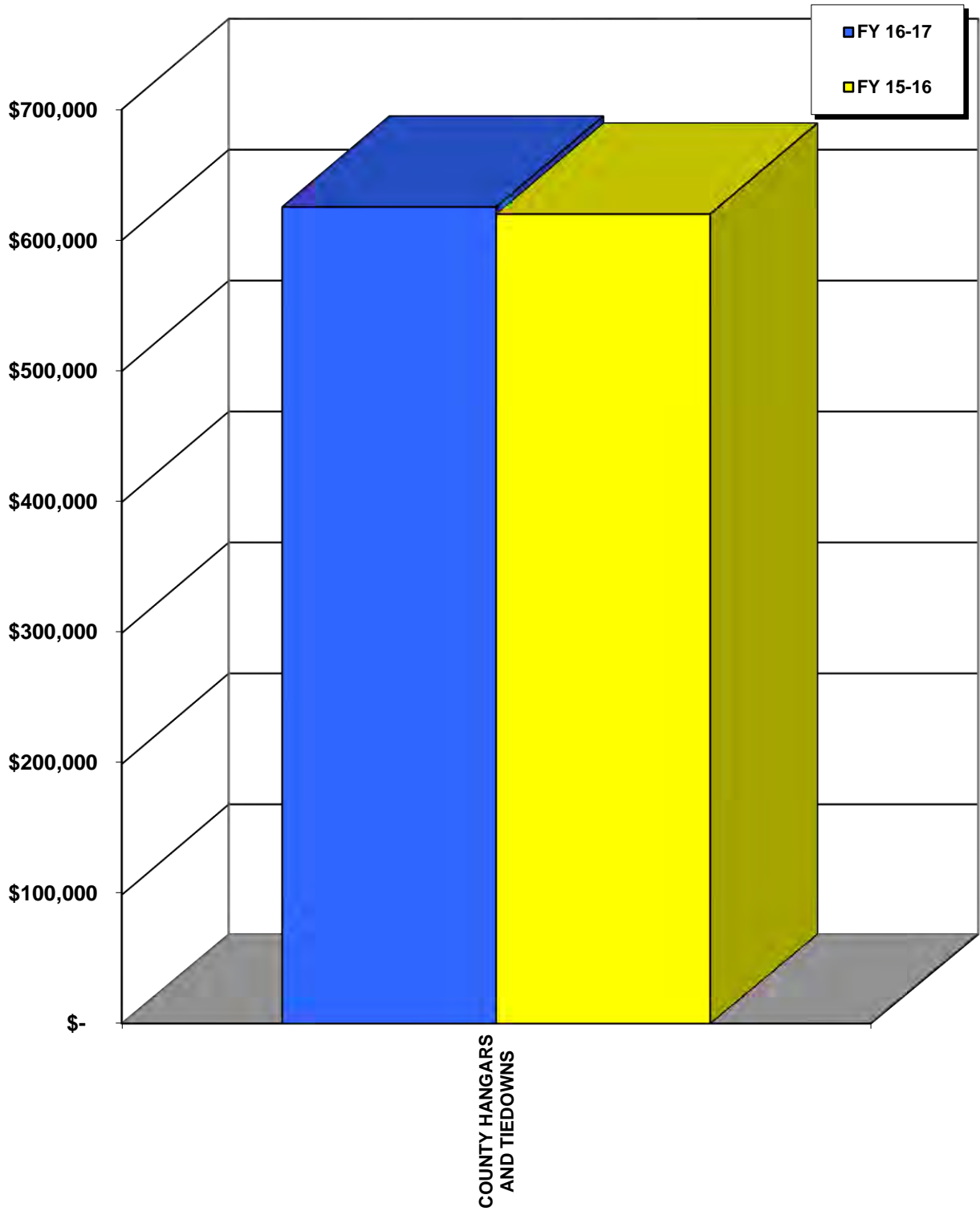
d - Operations fee rate per operations on apron at \$3.07 from May 2016, \$3.01 from November 2016, and \$2.87 from May 2017.

e - Remain Overnight (RON) allocation was reduced to 0 positions from October 5, 2016 through December 31, 2017.

COUNTY HANGARS AND TIEDOWNS



COUNTY HANGARS AND TIEDOWNS SUMMARY



COUNTY HANGARS AND TIEDOWNS

| 16-17 | COUNTY HANGAR REVENUE | COUNTY TIEDOWN REVENUE | COUNTY SHADED TIEDOWN REVENUE | LATE / PENALTY FEES | 16-17 MONTHLY REVENUE (a) | 15-16 MONTHLY REVENUE (a) | % CHANGE 15-16 TO 16-17 |
|-----------|-----------------------------|------------------------------|-------------------------------------|---------------------------|---------------------------------|---------------------------------|-------------------------------|
| JULY | \$ 2,184 | \$ 26,577 | \$ 13,260 | \$ 151 | \$ 42,172 | \$ 53,569 | -21.28% |
| AUGUST | 1,544 | 33,238 | 18,424 | 130 | 53,336 | 49,977 | 6.72% |
| SEPTEMBER | 1,544 | 26,460 | 17,353 | 47 | 45,404 | 50,227 | -9.60% |
| OCTOBER | 2,509 | 31,116 | 14,664 | 151 | 48,440 | 39,728 | 21.93% |
| NOVEMBER | 2,409 | 35,036 | 15,022 | 226 | 52,693 | 32,743 | 60.93% |
| DECEMBER | 1,930 | 32,890 | 14,203 | 79 | 49,102 | 73,735 | -33.41% |
| JANUARY | 3,091 | 37,120 | 17,496 | 55 | 57,762 | 46,986 | 22.93% |
| FEBRUARY | 3,155 | 23,506 | 12,920 | 36 | 39,617 | 53,988 | -26.62% |
| MARCH | 3,517 | 42,726 | 23,466 | 242 | 69,951 | 56,409 | 24.01% |
| APRIL | 1,587 | 25,077 | 14,289 | 63 | 41,016 | 44,734 | -8.31% |
| MAY | 2,380 | 39,029 | 20,420 | 114 | 61,943 | 51,390 | 20.54% |
| JUNE | 3,674 | 41,428 | 18,900 | 120 | 64,122 | 66,648 | -3.79% |
| TOTALS | \$ 29,524 | \$ 394,203 | \$ 200,417 | \$ 1,414 | \$ 625,558 | \$ 620,134 | 0.87% |

NOTE:

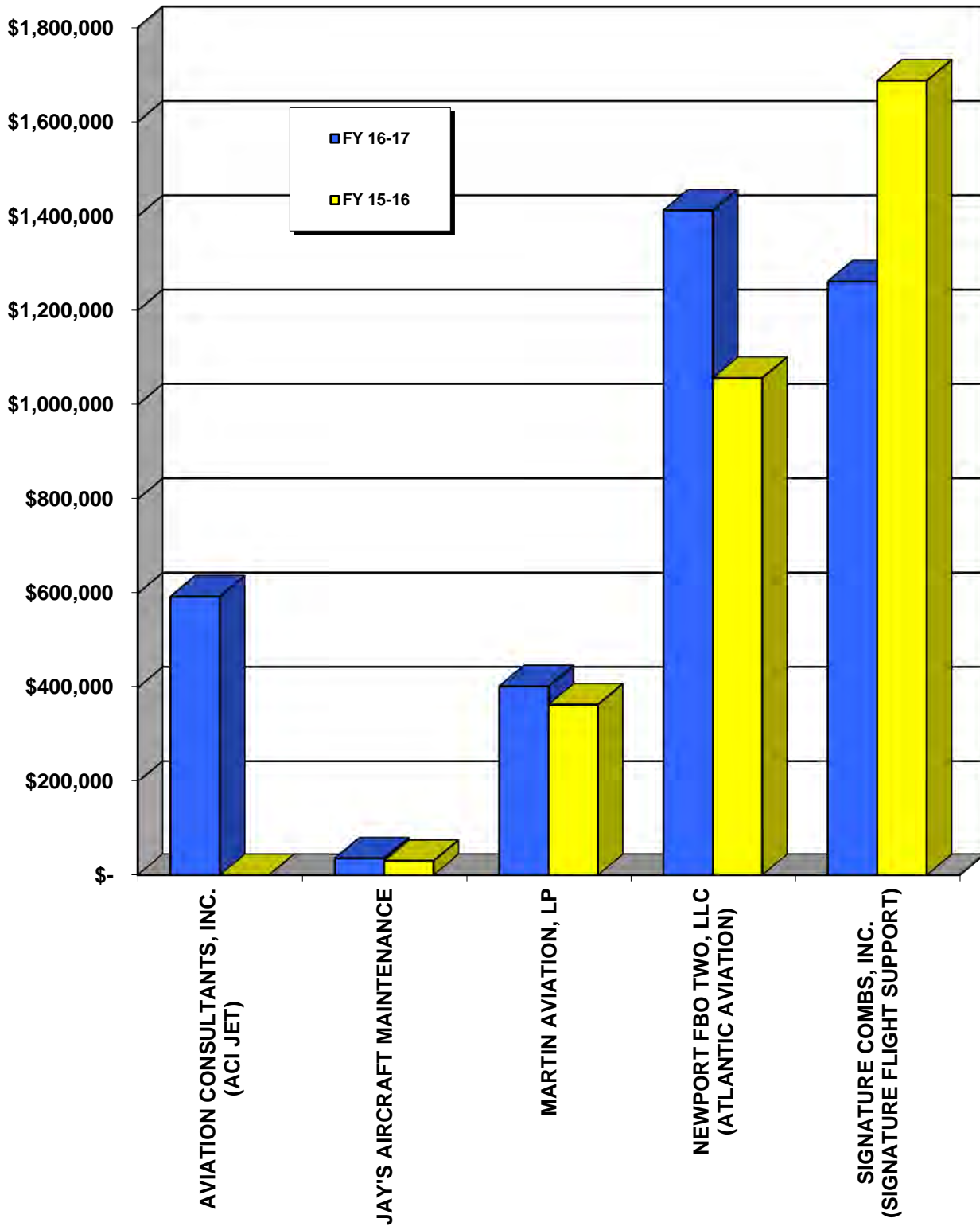
a - For consistency between prior year Revenue Reports, County Hangar and Tiedown revenue are presented on a cash basis.

FIXED BASE OPERATORS



FIXED BASE
OPERATORS

FIXED BASE OPERATORS SUMMARY



FIXED BASE OPERATORS SUMMARY FOR FY 2016-2017

| LESSEE | FBO GROUND RENT | FUEL STORAGE RENT | EQUIPMENT STORAGE RENT | FUEL FLOWAGE FEES | TRANSIENT PARKING FEES | RENTAL CAR FEES |
|---|-----------------------|-------------------------|------------------------------|-------------------------|------------------------------|-----------------------|
| AVIATION CONSULTANTS, INC. (ACI JET) | \$ 516,075 | \$ 8,925 | \$ - | \$ 55,633 | \$ 6,204 | \$ 6,392 |
| JAY'S AIRCRAFT MAINTENANCE | 35,776 | - | - | - | - | - |
| MARTIN AVIATION, LP | 402,392 | - | 694 | - | - | - |
| NEWPORT FBO TWO, LLC (ATLANTIC AVIATION) | 939,244 | 23,592 | - | 261,683 | 135,235 | 50,318 |
| SIGNATURE COMBS, INC. (SIGNATURE FLIGHT SUPPORT) | 932,031 | 16,120 | - | 200,345 | 15,417 | 2,481 |
| TOTALS | \$ 2,825,518 | \$ 48,637 | \$ 694 | \$ 517,661 | \$ 156,856 | \$ 59,191 |

| LESSEE | AIRLINE SERVICES FEES | LATE / PENALTY FEES | 16-17 TOTAL REVENUE | 15-16 TOTAL REVENUE | % CHANGE 15-16 TO 16-17 |
|---|-----------------------------|---------------------------|---------------------------|---------------------------|-------------------------------|
| AVIATION CONSULTANTS, INC. (ACI JET) | \$ 375 | \$ - | \$ 593,604 | \$ - | N/A |
| JAY'S AIRCRAFT MAINTENANCE | - | - | 35,776 | 30,344 | 17.90% |
| MARTIN AVIATION, LP | - | - | 403,086 | 364,284 | 10.65% |
| NEWPORT FBO TWO, LLC (ATLANTIC AVIATION) | 1,500 | 647 | 1,412,219 | 1,056,727 | 33.64% |
| SIGNATURE COMBS, INC. (SIGNATURE FLIGHT SUPPORT) | 87,893 | 7,215 | 1,261,502 | 1,687,414 | -25.24% |
| TOTALS | \$ 89,768 | \$ 7,862 | \$ 3,706,187 | \$ 3,138,769 | 18.08% |

| LESSEE | LUBRICANT DELIVERED - GALLONS | FUEL DELIVERED - GALLONS | | | | TOTAL |
|---|-------------------------------------|--------------------------|------------------|---------------|---------------|------------------|
| | 100LL | JET-A | DIESEL | MOGAS | | |
| AVIATION CONSULTANTS, INC. (ACI JET) | - | 54,687 | 866,908 | - | 5,618 | 927,213 |
| NEWPORT FBO TWO, LLC (ATLANTIC AVIATION) | 600 | 174,779 | 4,162,987 | 16,188 | 6,429 | 4,360,383 |
| SIGNATURE COMBS, INC. (SIGNATURE FLIGHT SUPPORT) | 720 | 60,375 | 3,257,945 | 5,328 | 14,221 | 3,337,869 |
| TOTALS | 1,320 | 289,841 | 8,287,840 | 21,516 | 26,268 | 8,625,465 |

PM 1121-223-26, 26.1 (a)
 PM 1121-281-30, 31 (a), (b)
 PM 1121-360-157 (a), (c)

AVIATION CONSULTANTS, INC.
 dba ACI JET
 FBO LEASE

LEASE EXPIRES 12/31/2018

| 16-17 | FBO GROUND RENT (d) | FUEL STORAGE RENT (e) | FUEL FLOWAGE FEES | TRANSIENT PARKING FEES | RENTAL CAR GROSS | RENTAL CAR FEES | AIRLINE SERVICES GROSS | AIRLINE SERVICES FEES | LATE / PENALTY FEES |
|-----------|---------------------------|-----------------------------|-------------------------|------------------------------|------------------------|-----------------------|------------------------------|-----------------------------|---------------------------|
| JULY | \$ - | \$ - | \$ - | \$ - | \$ - | \$ - | \$ - | \$ - | \$ - |
| AUGUST | - | - | - | - | - | - | - | - | - |
| SEPTEMBER | - | - | - | - | - | - | - | - | - |
| OCTOBER | - | - | - | - | - | - | - | - | - |
| NOVEMBER | - | - | - | - | - | - | - | - | - |
| DECEMBER | - | - | - | - | - | - | - | - | - |
| JANUARY | - | - | - | - | - | - | - | - | - |
| FEBRUARY | - | - | - | - | - | - | - | - | - |
| MARCH | - | - | - | - | - | - | - | - | - |
| APRIL | 172,025 | 2,975 | 22,406 | 1,853 | 13,324 | 1,332 | - | 125 | - |
| MAY | 172,025 | 2,975 | 17,191 | 2,018 | 16,828 | 1,683 | - | 125 | - |
| JUNE | 172,025 | 2,975 | 16,036 | 2,333 | 33,774 | 3,377 | - | 125 | - |
| TOTALS | \$ 516,075 | \$ 8,925 | \$ 55,633 | \$ 6,204 | \$ 63,926 | \$ 6,392 | \$ - | \$ 375 | \$ - |

| 16-17 | 16-17 MONTHLY REVENUE | 15-16 MONTHLY REVENUE | % CHANGE 15-16 TO 16-17 | LUBRICANT DELIVERED - GALLONS | FUEL DELIVERED - GALLONS | | | | |
|-----------|-----------------------------|-----------------------------|-------------------------------|-------------------------------------|--------------------------|---------|--------|-------|---------|
| | | | | | 100LL | JET-A | DIESEL | MOGAS | TOTAL |
| JULY | \$ - | \$ - | N/A | - | - | - | - | - | - |
| AUGUST | - | - | N/A | - | - | - | - | - | - |
| SEPTEMBER | - | - | N/A | - | - | - | - | - | - |
| OCTOBER | - | - | N/A | - | - | - | - | - | - |
| NOVEMBER | - | - | N/A | - | - | - | - | - | - |
| DECEMBER | - | - | N/A | - | - | - | - | - | - |
| JANUARY | - | - | N/A | - | - | - | - | - | - |
| FEBRUARY | - | - | N/A | - | - | - | - | - | - |
| MARCH | - | - | N/A | - | - | - | - | - | - |
| APRIL | 200,716 | - | N/A | - | 16,912 | 353,563 | - | 2,954 | 373,429 |
| MAY | 196,017 | - | N/A | - | 19,978 | 263,877 | - | 2,664 | 286,519 |
| JUNE | 196,871 | - | N/A | - | 17,797 | 249,468 | - | - | 267,265 |
| TOTALS | \$ 593,604 | \$ - | N/A | - | 54,687 | 866,908 | - | 5,618 | 927,213 |

NOTE:

- a - Lease effective April 1, 2017.
- b - ACI Jet's Transient Parking licenses (East and West) are month-to-month.
- c - ACI Jet's Airline Related Services license is month-to-month. Greater of monthly minimum of \$125 or 10% of monthly ramp services gross receipts.
- d - Effective April 2017, monthly rent is \$172,025.
- e - Effective April 2017, monthly rent is \$2,975.

JAY'S AIRCRAFT MAINTENANCE

FBO LEASE

LEASE EXPIRES 12/31/2018

| | FBO | LATE / | 16-17 | 15-16 | % CHANGE |
|-----------|-----------|---------|-----------|-----------|----------|
| 16-17 | GROUND | PENALTY | MONTHLY | MONTHLY | 15-16 TO |
| | RENT (a) | FEES | REVENUE | REVENUE | 16-17 |
| JULY | \$ 2,546 | \$ - | \$ 2,546 | \$ 2,520 | 1.03% |
| AUGUST | 2,546 | - | 2,546 | 2,520 | 1.03% |
| SEPTEMBER | 2,546 | - | 2,546 | 2,520 | 1.03% |
| OCTOBER | 2,546 | - | 2,546 | 2,520 | 1.03% |
| NOVEMBER | 2,546 | - | 2,546 | 2,520 | 1.03% |
| DECEMBER | 2,546 | - | 2,546 | 2,520 | 1.03% |
| JANUARY | 2,546 | - | 2,546 | 2,520 | 1.03% |
| FEBRUARY | 2,546 | - | 2,546 | 2,520 | 1.03% |
| MARCH | 2,592 | - | 2,592 | 2,546 | 1.81% |
| APRIL | 2,592 | - | 2,592 | 2,546 | 1.81% |
| MAY | 4,724 | - | 4,724 | 2,546 | 85.55% |
| JUNE | 5,500 | - | 5,500 | 2,546 | 116.03% |
| TOTALS | \$ 35,776 | \$ - | \$ 35,776 | \$ 30,344 | 17.90% |

NOTE:

a - Effective March 2017, monthly rent increased from \$2,546 to \$2,592; effective May 9, 2017 monthly rent increased from \$2,592 to \$5,500.

PM 1121-223-20
 PM 1121-223-24

MARTIN AVIATION, LP
 FBO LEASE

LEASE EXPIRES 08/31/2026

| 16-17 | FBO GROUND RENT (a) | EQUIPMENT STORAGE RENT (b) | LATE / PENALTY FEES | 16-17 MONTHLY REVENUE | 15-16 MONTHLY REVENUE | % CHANGE 15-16 TO 16-17 |
|-----------|---------------------------|----------------------------------|---------------------------|-----------------------------|-----------------------------|-------------------------------|
| JULY | \$ 30,361 | \$ 52 | \$ - | \$ 30,413 | \$ 30,077 | 1.12% |
| AUGUST | 30,361 | 52 | - | 30,413 | 30,077 | 1.12% |
| SEPTEMBER | 34,167 | 59 | - | 34,226 | 30,413 | 12.54% |
| OCTOBER | 34,167 | 59 | - | 34,226 | 30,413 | 12.54% |
| NOVEMBER | 34,167 | 59 | - | 34,226 | 30,413 | 12.54% |
| DECEMBER | 34,167 | 59 | - | 34,226 | 30,413 | 12.54% |
| JANUARY | 34,167 | 59 | - | 34,226 | 30,413 | 12.54% |
| FEBRUARY | 34,167 | 59 | - | 34,226 | 30,413 | 12.54% |
| MARCH | 34,167 | 59 | - | 34,226 | 30,413 | 12.54% |
| APRIL | 34,167 | 59 | - | 34,226 | 30,413 | 12.54% |
| MAY | 34,167 | 59 | - | 34,226 | 30,413 | 12.54% |
| JUNE | 34,167 | 59 | - | 34,226 | 30,413 | 12.54% |
| TOTALS | \$ 402,392 | \$ 694 | \$ - | \$ 403,086 | \$ 364,284 | 10.65% |

NOTE:

a - Effective September 2016, monthly rent increased from \$30,361 to \$34,167.

b - Effective September 2016, monthly rent increased from \$52.15 to \$58.80.

PM 1121-223-25, 25.1, 25.2 (a)
 PM 1121-281-28 (b)
 PM 1121-360-152 (c)

NEWPORT FBO TWO, LLC
 dba ATLANTIC AVIATION
 FBO LEASE

LEASE EXPIRES 12/31/2018

| 16-17 | FBO GROUND RENT (d) | FUEL STORAGE RENT (e) | FUEL FLOWAGE FEES | TRANSIENT PARKING FEES | RENTAL CAR GROSS | RENTAL CAR FEES | AIRLINE SERVICES GROSS | AIRLINE SERVICES FEES | LATE / PENALTY FEES |
|-----------|---------------------------|-----------------------------|-------------------------|------------------------------|------------------------|-----------------------|------------------------------|-----------------------------|---------------------------|
| JULY | \$ 56,128 | \$ 1,410 | \$ 19,066 | \$ 11,763 | \$ 52,804 | \$ 5,280 | \$ - | \$ 125 | \$ - |
| AUGUST | 56,128 | 1,410 | 21,473 | 9,988 | 50,124 | 5,012 | - | 125 | - |
| SEPTEMBER | 56,128 | 1,410 | 20,141 | 9,590 | 36,962 | 3,696 | - | 125 | - |
| OCTOBER | 56,128 | 1,410 | 21,827 | 10,050 | 42,916 | 4,292 | - | 125 | - |
| NOVEMBER | 56,745 | 1,425 | 18,083 | 10,960 | 32,171 | 3,217 | - | 125 | - |
| DECEMBER | 56,745 | 1,425 | 19,460 | 11,303 | 21,065 | 2,107 | - | 125 | - |
| JANUARY | 56,745 | 1,425 | 19,275 | 9,853 | 29,423 | 2,942 | - | 125 | - |
| FEBRUARY | 56,745 | 1,425 | 17,257 | 8,860 | 27,109 | 2,711 | - | 125 | - |
| MARCH | 121,938 | 3,063 | 21,148 | 11,895 | 44,594 | 4,459 | - | 125 | - |
| APRIL | 121,938 | 3,063 | 24,315 | 12,400 | 62,103 | 6,210 | - | 125 | 361 |
| MAY | 121,938 | 3,063 | 27,923 | 13,358 | 41,046 | 4,105 | - | 125 | - |
| JUNE | 121,938 | 3,063 | 31,715 | 15,215 | 62,867 | 6,287 | - | 125 | 286 |
| TOTALS | \$ 939,244 | \$ 23,592 | \$ 261,683 | \$ 135,235 | \$ 503,184 | \$ 50,318 | \$ - | \$ 1,500 | \$ 647 |

| 16-17 | 16-17 MONTHLY REVENUE | 15-16 MONTHLY REVENUE | % CHANGE 15-16 TO 16-17 | LUBRICANT DELIVERED - GALLONS | FUEL DELIVERED - GALLONS | | | | |
|-----------|-----------------------------|-----------------------------|-------------------------------|-------------------------------------|--------------------------|-----------|--------|-------|-----------|
| | | | | 100LL | JET-A | DIESEL | MOGAS | TOTAL | |
| JULY | \$ 93,772 | \$ 91,149 | 2.88% | 50 | 15,768 | 301,919 | - | - | 317,687 |
| AUGUST | 94,136 | 94,187 | -0.05% | 50 | 23,506 | 334,290 | - | - | 357,796 |
| SEPTEMBER | 91,090 | 89,505 | 1.77% | 50 | 15,821 | 316,017 | 3,758 | - | 335,596 |
| OCTOBER | 93,832 | 88,074 | 6.54% | 50 | 15,913 | 347,784 | - | - | 363,697 |
| NOVEMBER | 90,555 | 85,951 | 5.36% | 50 | 7,985 | 293,320 | - | - | 301,305 |
| DECEMBER | 91,165 | 87,453 | 4.24% | 50 | 16,092 | 304,153 | 3,998 | - | 324,243 |
| JANUARY | 90,365 | 85,211 | 6.05% | 50 | 15,780 | 305,379 | - | - | 321,159 |
| FEBRUARY | 87,123 | 85,051 | 2.44% | 50 | 8,039 | 279,492 | - | - | 287,531 |
| MARCH | 162,628 | 85,891 | 89.34% | 50 | 23,945 | 320,997 | 4,476 | 2,972 | 352,390 |
| APRIL | 168,412 | 86,616 | 94.44% | 50 | 8,178 | 396,989 | - | - | 405,167 |
| MAY | 170,512 | 86,636 | 96.81% | 50 | 23,752 | 441,553 | - | - | 465,305 |
| JUNE | 178,629 | 91,003 | 96.29% | 50 | - | 521,094 | 3,956 | 3,457 | 528,507 |
| TOTALS | \$ 1,412,219 | \$ 1,056,727 | 33.64% | 600 | 174,779 | 4,162,987 | 16,188 | 6,429 | 4,360,383 |

NOTE:

a - Lease effective March 1, 2017.

b - Atlantic Aviation's Transient Parking license is month-to-month.

c - Atlantic Aviation's Airline Related Services license is month-to-month. Greater of monthly minimum of \$125 or 10% of monthly ramp services gross receipts.

d - Effective November 2016, monthly rent increased from \$56,128 to \$56,745; effective March 2017, monthly rent increased from \$56,745 to \$121,938.

e - Effective November 2016, monthly rent increased from \$1,410 to \$1,425; effective March 2017, monthly rent increased from \$1,425 to \$3,063.

PM 1121-223-11, 11.1 (e)
 PM 1121-281-26 (e)
 PM 1121-360-151 (d)

SIGNATURE COMBS, INC.
dba SIGNATURE FLIGHT SUPPORT
FBO LEASE
 TERMINATED 03/31/17

| 16-17 | FBO GROUND RENT (b) | FUEL STORAGE RENT (c) | FUEL FLOWAGE FEES | TRANSIENT PARKING FEES | RENTAL CAR GROSS | RENTAL CAR FEES | AIRLINE SERVICES GROSS (a) | AIRLINE SERVICES FEES | LATE / PENALTY FEES |
|-----------|---------------------------|-----------------------------|-------------------------|------------------------------|------------------------|-----------------------|----------------------------------|-----------------------------|---------------------------|
| JULY | \$ 102,929 | \$ 1,780 | \$ 24,150 | \$ 1,520 | \$ 3,012 | \$ 301 | \$ 135,624 | \$ 13,562 | \$ 1,727 |
| AUGUST | 102,929 | 1,780 | 26,755 | 1,735 | 3,341 | 334 | 140,589 | 14,059 | - |
| SEPTEMBER | 102,929 | 1,780 | 23,120 | 1,530 | 2,883 | 288 | 131,082 | 13,108 | - |
| OCTOBER | 102,929 | 1,780 | 25,986 | 1,728 | 2,716 | 272 | 133,449 | 13,345 | 126 |
| NOVEMBER | 104,063 | 1,800 | 20,445 | 1,763 | 2,225 | 223 | 127,087 | 12,709 | - |
| DECEMBER | 104,063 | 1,800 | 21,010 | 1,780 | 2,963 | 296 | 131,504 | 13,150 | 123 |
| JANUARY | 104,063 | 1,800 | 20,273 | 1,643 | 2,468 | 247 | 79,599 | 7,960 | 5,042 |
| FEBRUARY | 104,063 | 1,800 | 19,157 | 1,565 | 2,571 | 257 | - | - | - |
| MARCH | 104,063 | 1,800 | 19,449 | 2,153 | 2,633 | 263 | - | - | - |
| APRIL | - | - | - | - | - | - | - | - | - |
| MAY | - | - | - | - | - | - | - | - | - |
| JUNE | - | - | - | - | - | - | - | - | 197 |
| TOTALS | \$ 932,031 | \$ 16,120 | \$ 200,345 | \$ 15,417 | \$ 24,812 | \$ 2,481 | \$ 878,934 | \$ 87,893 | \$ 7,215 |

| 16-17 | 16-17 MONTHLY REVENUE | 15-16 MONTHLY REVENUE | % CHANGE 15-16 TO 16-17 | LUBRICANT DELIVERED - GALLONS | FUEL DELIVERED - GALLONS | | | | |
|-----------|-----------------------------|-----------------------------|-------------------------------|-------------------------------------|--------------------------|-----------|--------|--------|-----------|
| | | | | | 100LL | JET-A | DIESEL | MOGAS | TOTAL |
| JULY | \$ 145,969 | \$ 133,386 | 9.43% | 56 | 4,484 | 394,464 | 613 | 2,842 | 402,403 |
| AUGUST | 147,592 | 137,263 | 7.52% | 329 | 9,861 | 432,018 | 704 | 2,784 | 445,367 |
| SEPTEMBER | 142,755 | 141,937 | 0.58% | - | 5,505 | 379,079 | 786 | (35) | 385,335 |
| OCTOBER | 146,166 | 135,900 | 7.55% | - | 10,919 | 418,408 | 687 | 3,079 | 433,093 |
| NOVEMBER | 141,003 | 134,525 | 4.82% | - | 5,683 | 334,333 | 737 | - | 340,753 |
| DECEMBER | 142,222 | 154,553 | -7.98% | 263 | 6,013 | 343,170 | 548 | - | 349,731 |
| JANUARY | 141,028 | 138,700 | 1.68% | - | 6,006 | 328,379 | 701 | 2,794 | 337,880 |
| FEBRUARY | 126,842 | 142,699 | -11.11% | - | 6,016 | 312,707 | 552 | - | 319,275 |
| MARCH | 127,728 | 143,278 | -10.85% | 72 | 5,888 | 315,387 | - | 2,757 | 324,032 |
| APRIL | - | 139,190 | -100.00% | - | - | - | - | - | - |
| MAY | - | 145,083 | -100.00% | - | - | - | - | - | - |
| JUNE | 197 | 140,900 | -99.86% | - | - | - | - | - | - |
| TOTALS | \$ 1,261,502 | \$ 1,687,414 | -25.24% | 720 | 60,375 | 3,257,945 | 5,328 | 14,221 | 3,337,869 |

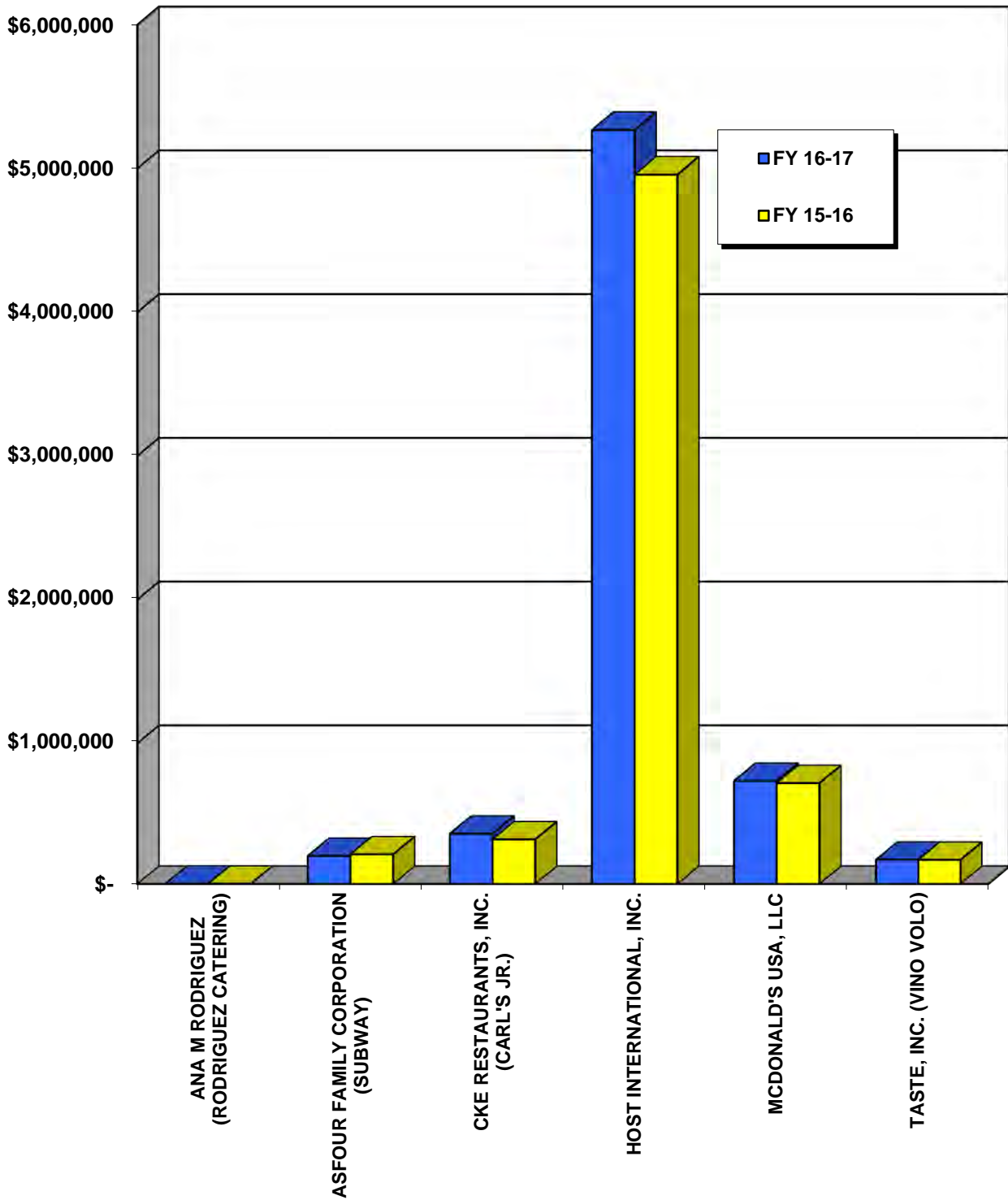
NOTE:

- a - Greater of monthly minimum of \$125 or 10% of monthly ramp services gross receipts.
- b - Effective November 2016, monthly rent increased from \$102,929 to \$104,063.
- c - Effective November 2016, monthly rent increased from \$1,780 to \$1,800.
- d - Ceased operations at John Wayne Airport on January 31, 2017.
- e - Lease terminated March 31, 2017.

FOOD AND BEVERAGE



FOOD AND BEVERAGE SUMMARY



FOOD AND BEVERAGE SUMMARY FOR FY 2016-2017

| LESSEE/LICENSEE | 16-17 REVENUE | LATE / PENALTY FEES | 16-17 TOTAL REVENUE | 15-16 TOTAL REVENUE | % CHANGE 15-16 TO 16-17 |
|---|------------------|---------------------------|---------------------------|---------------------------|-------------------------------|
| ANA M RODRIGUEZ (RODRIGUEZ CATERING) | \$ 2,160 | \$ - | \$ 2,160 | \$ 1,560 | 38.46% |
| ASFOUR FAMILY CORPORATION (SUBWAY) | 200,661 | - | 200,661 | 211,683 | -5.21% |
| CKE RESTAURANTS, INC. (CARL'S JR.) | 359,501 | - | 359,501 | 318,376 | 12.92% |
| HOST INTERNATIONAL, INC. | 5,267,551 | - | 5,267,551 | 4,957,105 | 6.26% |
| MCDONALD'S USA, LLC | 735,842 | - | 735,842 | 720,428 | 2.14% |
| TASTE, INC. (VINO VOLO) | 172,745 | 797 | 173,542 | 172,375 | 0.68% |
| TOTALS | \$ 6,738,460 | \$ 797 | \$ 6,739,257 | \$ 6,381,527 | 5.61% |

MA-280-14011559 (a)
 MA-280-17011347 (b)

ANA M RODRIGUEZ
dba RODRIGUEZ CATERING
CONTRACT AGREEMENT - FOOD CATERING TRUCK SERVICES
 CONTRACT EXPIRES 4/30/2019

| 16-17 | MONTHLY GROSS RECEIPTS | MINIMUM RENT OR % GROSS (c) | LATE / PENALTY FEES | 16-17 MONTHLY REVENUE | 15-16 MONTHLY REVENUE | % CHANGE 15-16 TO 16-17 |
|-----------|------------------------------|-----------------------------------|---------------------------|-----------------------------|-----------------------------|-------------------------------|
| JULY | \$ 3,670 | \$ 130 | \$ - | \$ 130 | \$ 130 | 0.00% |
| AUGUST | 6,147 | 215 | - | 215 | 130 | 65.38% |
| SEPTEMBER | 5,739 | 201 | - | 201 | 130 | 54.62% |
| OCTOBER | 5,214 | 182 | - | 182 | 130 | 40.00% |
| NOVEMBER | 6,600 | 231 | - | 231 | 130 | 77.69% |
| DECEMBER | 4,200 | 147 | - | 147 | 130 | 13.08% |
| JANUARY | 5,500 | 193 | - | 193 | 130 | 48.46% |
| FEBRUARY | 4,741 | 166 | - | 166 | 130 | 27.69% |
| MARCH | 5,254 | 184 | - | 184 | 130 | 41.54% |
| APRIL | 3,880 | 136 | - | 136 | 130 | 4.62% |
| MAY | 4,900 | 172 | - | 172 | 130 | 32.31% |
| JUNE | 5,800 | 203 | - | 203 | 130 | 56.15% |
| TOTALS | \$ 61,645 | \$ 2,160 | \$ - | \$ 2,160 | \$ 1,560 | 38.46% |

NOTE:

- a - Lease with TGI Catering terminated on February 23, 2017.
- b - Lease with Ana M Rodriguez dba Rodriguez Catering effective February 24, 2017.
- c - Greater of monthly minimum of \$130 or 3.5% of food catering gross receipts.

ASFOUR FAMILY CORPORATION
dba SUBWAY
LEASE AGREEMENT-SPECIALTY CONCESSION
LEASE EXPIRES 11/17/2019

| 16-17 | MONTHLY GROSS RECEIPTS | MINIMUM RENT OR % GROSS (b), (c) | LATE / PENALTY FEES | 16-17 MONTHLY REVENUE | 15-16 MONTHLY REVENUE | % CHANGE 15-16 TO 16-17 |
|---------------|------------------------------|--|---------------------------|-----------------------------|-----------------------------|-------------------------------|
| JULY | \$ 126,717 | \$ 20,908 | \$ - | \$ 20,908 | \$ 18,881 | 10.74% |
| AUGUST | 120,289 | 19,848 | - | \$ 19,848 | 18,574 | 6.86% |
| SEPTEMBER | 102,637 | 16,935 | - | \$ 16,935 | 15,096 | 12.18% |
| OCTOBER | 107,545 | 17,745 | - | \$ 17,745 | 16,556 | 7.18% |
| NOVEMBER | 103,695 | 17,110 | - | \$ 17,110 | 17,076 | 0.20% |
| DECEMBER | 100,869 | 15,445 | - | \$ 15,445 | 16,679 | -7.40% |
| JANUARY | 86,372 | 15,445 | - | \$ 15,445 | 16,180 | -4.54% |
| FEBRUARY | 73,745 | 15,445 | - | \$ 15,445 | 15,621 | -1.13% |
| MARCH | 90,337 | 15,445 | - | \$ 15,445 | 18,652 | -17.19% |
| APRIL | 97,632 | 15,445 | - | \$ 15,445 | 18,339 | -15.78% |
| MAY | 81,291 | 15,445 | - | \$ 15,445 | 19,482 | -20.72% |
| JUNE | 98,172 | 15,445 | - | \$ 15,445 | 20,547 | -24.83% |
| TOTALS | \$ 1,189,301 | \$ 200,661 | \$ - | \$ 200,661 | \$ 211,683 | -5.21% |

NOTE:

a - Lease effective November 18, 2011.

b - Greater of minimum annual guarantee of \$175,310 or 16.5% of gross receipts through October 2016.

c - Greater of minimum annual guarantee of \$185,340 or 16.5% of gross receipts through November 2017.

CKE RESTAURANTS, INC.
dba CARL'S JR.
LEASE AGREEMENT-FAST FOOD
LEASE EXPIRES 1/5/2022

| 16-17 | MONTHLY GROSS RECEIPTS | MINIMUM RENT OR % GROSS (b),(c) | LATE / PENALTY FEES | 16-17 MONTHLY REVENUE | 15-16 MONTHLY REVENUE | % CHANGE 15-16 TO 16-17 |
|---------------|------------------------------|---------------------------------------|---------------------------|-----------------------------|-----------------------------|-------------------------------|
| JULY | \$ 201,436 | 32,230 | \$ - | \$ 32,230 | \$ 26,090 | 23.53% |
| AUGUST | 204,878 | 32,781 | - | 32,781 | 26,090 | 25.65% |
| SEPTEMBER | 189,871 | 30,379 | - | 30,379 | 26,090 | 16.44% |
| OCTOBER | 212,323 | 33,972 | - | 33,972 | 26,090 | 30.21% |
| NOVEMBER | 206,796 | 33,087 | - | 33,087 | 26,090 | 26.82% |
| DECEMBER | 213,429 | 34,149 | - | 34,149 | 26,090 | 30.89% |
| JANUARY | 181,018 | 28,963 | - | 28,963 | 26,090 | 11.01% |
| FEBRUARY | 138,698 | 26,788 | - | 26,788 | 24,485 | 9.41% |
| MARCH | 166,356 | 26,788 | - | 26,788 | 27,446 | -2.40% |
| APRIL | 175,413 | 26,788 | - | 26,788 | 27,899 | -3.98% |
| MAY | 167,372 | 26,788 | - | 26,788 | 28,193 | -4.98% |
| JUNE | 167,546 | 26,788 | - | 26,788 | 27,723 | -3.37% |
| TOTALS | \$ 2,225,136 | \$ 359,501 | \$ - | \$ 359,501 | \$ 318,376 | 12.92% |

NOTE:

a - Lease effective January 6, 2012.

b - Effective February 2016, greater of minimum annual guarantee of \$315,390 or 16% of gross receipts up to \$2.5 million and 16.5% of gross receipts above \$2.5 million.

c - Effective February 2017, greater of minimum annual guarantee of \$321,450 or 16% of gross receipts up to \$2.5 million and 16.5% of gross receipts above \$2.5 million.

HOST INTERNATIONAL, INC.
LEASE AGREEMENT-PRIMARY FOOD & BEVERAGE

LEASE EXPIRES 9/30/2021

| 16-17 | FOOD & NON | ALCOHOLIC | CONCESSION RELATED | TOTAL MONTHLY | MINIMUM |
|-----------|--------------------|----------------|--------------------|---------------|------------------|
| | ALCOHOLIC BEVERAGE | BEVERAGE | MERCHANDISE | GROSS | RENT OR |
| | GROSS RECEIPTS | GROSS RECEIPTS | GROSS RECEIPTS | RECEIPTS | % GROSS (a), (b) |
| JULY | \$ 1,931,767 | \$ 626,966 | \$ 30,633 | \$ 2,589,365 | \$ 442,104 |
| AUGUST | 1,971,609 | 654,937 | 33,812 | 2,660,358 | 454,926 |
| SEPTEMBER | 1,849,027 | 707,463 | 31,949 | 2,588,439 | 447,193 |
| OCTOBER | 2,018,662 | 736,369 | 34,761 | 2,789,792 | 480,282 |
| NOVEMBER | 1,859,806 | 671,917 | 37,320 | 2,569,043 | 441,876 |
| DECEMBER | 1,845,613 | 682,241 | 36,489 | 2,564,342 | 441,819 |
| JANUARY | 1,741,260 | 593,626 | 32,096 | 2,366,982 | 405,468 |
| FEBRUARY | 1,606,600 | 581,300 | 30,463 | 2,218,363 | 381,631 |
| MARCH | 1,926,507 | 685,697 | 34,844 | 2,647,048 | 454,863 |
| APRIL | 1,826,411 | 632,933 | 34,683 | 2,494,027 | 427,715 |
| MAY | 1,853,688 | 695,025 | 35,117 | 2,583,830 | 445,670 |
| JUNE | 1,890,480 | 662,716 | 33,431 | 2,586,627 | 444,004 |
| TOTALS | \$ 22,321,430 | \$ 7,931,190 | \$ 405,598 | \$ 30,658,216 | \$ 5,267,551 |

| 16-17 | LATE / | 16-17 | 15-16 | % CHANGE |
|-----------|---------|--------------|--------------|----------|
| | PENALTY | MONTHLY | MONTHLY | 15-16 TO |
| | FEES | REVENUE | REVENUE | 16-17 |
| JULY | \$ - | \$ 442,104 | \$ 389,142 | 13.61% |
| AUGUST | - | 454,926 | 390,448 | 16.51% |
| SEPTEMBER | - | 447,193 | 381,020 | 17.37% |
| OCTOBER | - | 480,282 | 425,825 | 12.79% |
| NOVEMBER | - | 441,876 | 397,911 | 11.05% |
| DECEMBER | - | 441,819 | 400,065 | 10.44% |
| JANUARY | - | 405,468 | 376,410 | 7.72% |
| FEBRUARY | - | 381,631 | 390,223 | -2.20% |
| MARCH | - | 454,863 | 441,699 | 2.98% |
| APRIL | - | 427,715 | 435,813 | -1.86% |
| MAY | - | 445,670 | 470,813 | -5.34% |
| JUNE | - | 444,004 | 457,736 | -3.00% |
| TOTALS | \$ - | \$ 5,267,551 | \$ 4,957,105 | 6.26% |

NOTE:

- a - Effective December 2015, greater of minimum annual guarantee of \$4,326,731 or 15.5% of food/non-alcoholic beverage, 22% of alcoholic beverage, and 15.5% of concession-related merchandise gross receipts.
- b - Effective December 2016, greater of minimum annual guarantee of \$4,453,269 or 15.5% of food/non-alcoholic beverage, 22% of alcoholic beverage, and 15.5% of concession-related merchandise gross receipts.

MCDONALD'S USA, LLC
LEASE AGREEMENT-FAST FOOD
LEASE EXPIRES 5/13/2022

| | FOOD/BEVERAGE | MINIMUM | LATE / | 16-17 | 15-16 | % CHANGE |
|-----------|---------------|----------------|---------|------------|------------|----------|
| 16-17 | GROSS | RENT OR % | PENALTY | MONTHLY | MONTHLY | 15-16 TO |
| | RECEIPTS | GROSS (a), (b) | FEES | REVENUE | REVENUE | 16-17 |
| JULY | \$ 362,311 | \$ 65,216 | \$ - | \$ 65,216 | \$ 65,411 | -0.30% |
| AUGUST | 379,903 | 68,382 | - | 68,382 | 65,569 | 4.29% |
| SEPTEMBER | 330,338 | 59,461 | - | 59,461 | 56,304 | 5.61% |
| OCTOBER | 363,030 | 65,345 | - | 65,345 | 62,904 | 3.88% |
| NOVEMBER | 340,851 | 61,353 | - | 61,353 | 60,435 | 1.52% |
| DECEMBER | 326,667 | 58,800 | - | 58,800 | 64,770 | -9.22% |
| JANUARY | 321,971 | 57,955 | - | 57,955 | 53,666 | 7.99% |
| FEBRUARY | 276,973 | 49,855 | - | 49,855 | 51,087 | -2.41% |
| MARCH | 335,845 | 60,452 | - | 60,452 | 59,780 | 1.12% |
| APRIL | 337,637 | 60,775 | - | 60,775 | 56,762 | 7.07% |
| MAY | 343,698 | 61,866 | - | 61,866 | 61,455 | 0.67% |
| JUNE | 368,787 | 66,382 | - | 66,382 | 62,285 | 6.58% |
| TOTALS | \$ 4,088,011 | \$ 735,842 | \$ - | \$ 735,842 | \$ 720,428 | 2.14% |

NOTE:

- a - Effective August 2015, greater of minimum annual guarantee of \$649,772 or 18% of food/non-alcoholic beverage gross receipts.
- b - Effective August 2016, greater of minimum annual guarantee of \$662,582 or 18% of food/non-alcoholic beverage gross receipts.

TASTE, INC.
dba VINO VOLO
LEASE AGREEMENT-SPECIALTY CONCESSION
LEASE EXPIRES 7/19/2019

| 16-17 | MONTHLY GROSS RECEIPTS | MINIMUM RENT OR % GROSS (b), (c) | LATE / PENALTY FEES | 16-17 MONTHLY REVENUE | 15-16 MONTHLY REVENUE | % CHANGE 15-16 TO 16-17 |
|---------------|------------------------------|--|---------------------------|-----------------------------|-----------------------------|-------------------------------|
| JULY | \$ 104,811 | \$ 14,674 | \$ 368 | \$ 15,042 | \$ 16,722 | -10.05% |
| AUGUST | 108,975 | 13,077 | - | 13,077 | 13,167 | -0.68% |
| SEPTEMBER | 114,545 | 13,745 | - | 13,745 | 14,601 | -5.86% |
| OCTOBER | 127,319 | 15,278 | - | 15,278 | 15,921 | -4.04% |
| NOVEMBER | 112,116 | 13,454 | - | 13,454 | 13,809 | -2.57% |
| DECEMBER | 103,418 | 12,410 | 429 | 12,839 | 14,073 | -8.77% |
| JANUARY | 95,356 | 11,443 | - | 11,443 | 12,108 | -5.49% |
| FEBRUARY | 103,368 | 12,404 | - | 12,404 | 11,901 | 4.23% |
| MARCH | 132,814 | 15,938 | - | 15,938 | 14,311 | 11.37% |
| APRIL | 115,241 | 14,092 | - | 14,092 | 13,214 | 6.64% |
| MAY | 126,730 | 17,742 | - | 17,742 | 17,018 | 4.25% |
| JUNE | 132,056 | 18,488 | - | 18,488 | 15,530 | 19.05% |
| TOTALS | \$ 1,376,749 | \$ 172,745 | \$ 797 | \$ 173,542 | \$ 172,375 | 0.68% |


NOTE:

a - Lease effective July 20, 2011.

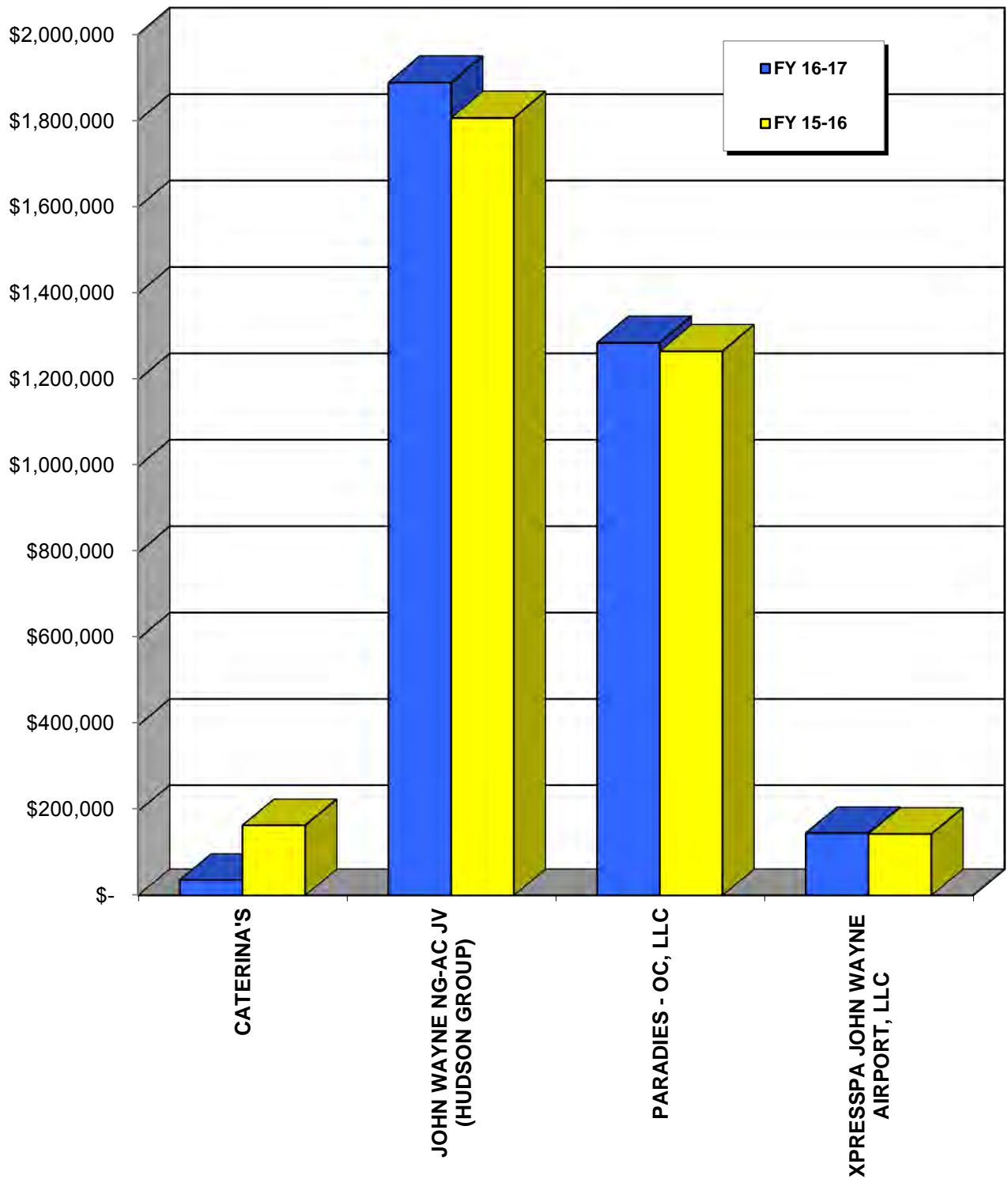
b - Effective August 2015, greater of minimum annual guarantee of \$134,750 or 12% of gross receipts up to \$1.0 million, 14% of gross receipts on \$1.0 to \$1.5 million and 16% of gross receipts at or above \$1.5 million.

c - Effective August 2016, greater of minimum annual guarantee of \$143,957 or 12% of gross receipts up to \$1.0 million, 14% of gross receipts on \$1.0 to \$1.5 million and 16% of gross receipts at or above \$1.5 million.

GIFTS, NEWS, SUNDRIES AND SPECIALTY



GIFTS, NEWS, SUNDRIES, & SPECIALTY SUMMARY



GIFTS, NEWS, SUNDRIES & SPECIALTY SUMMARY FOR FY 2016-2017

| LESSEE | 16-17 REVENUE | LATE / PENALTY FEES | 16-17 TOTAL REVENUE | 15-16 TOTAL REVENUE | % CHANGE 15-16 TO 16-17 |
|------------------------------------|---------------------|---------------------------|---------------------------|---------------------------|-------------------------------|
| CATERINA'S | \$ 36,374 | \$ - | \$ 36,374 | \$ 166,237 | -78.12% |
| JOHN WAYNE NG-AC JV (HUDSON GROUP) | 1,888,369 | - | 1,888,369 | 1,806,452 | 4.53% |
| PARADIES - OC, LLC | 1,282,595 | 3,424 | 1,286,019 | 1,266,441 | 1.55% |
| XPRESSPA JOHN WAYNE AIRPORT, LLC | 147,803 | - | 147,803 | 145,868 | 1.33% |
| TOTALS | \$ 3,355,141 | \$ 3,424 | \$ 3,358,565 | \$ 3,384,998 | -0.78% |

CATERINA'S
LEASE AGREEMENT-SPECIALTY CONCESSION
 LEASE TERMINATED 11/7/2016

| 16-17 | MONTHLY GROSS RECEIPTS | MINIMUM RENT OR 17% GROSS (a) | LATE / PENALTY FEES | 16-17 MONTHLY REVENUE | 15-16 MONTHLY REVENUE | % CHANGE 15-16 TO 16-17 |
|-----------|------------------------------|-------------------------------------|---------------------------|-----------------------------|-----------------------------|-------------------------------|
| JULY | \$ 33,535 | \$ 13,628 | \$ - | \$ 13,628 | \$ 13,474 | 1.14% |
| AUGUST | 30,441 | 13,628 | - | 13,628 | 13,749 | -0.88% |
| SEPTEMBER | 27,169 | 9,118 | - | 9,118 | 13,726 | -33.57% |
| OCTOBER | - | - | - | - | 13,801 | -100.00% |
| NOVEMBER | - | - | - | - | 13,801 | -100.00% |
| DECEMBER | - | - | - | - | 13,948 | -100.00% |
| JANUARY | - | - | - | - | 13,948 | -100.00% |
| FEBRUARY | - | - | - | - | 14,030 | -100.00% |
| MARCH | - | - | - | - | 13,948 | -100.00% |
| APRIL | - | - | - | - | 14,032 | -100.00% |
| MAY | - | - | - | - | 13,628 | -100.00% |
| JUNE | - | - | - | - | 14,152 | -100.00% |
| TOTALS | \$ 91,145 | \$ 36,374 | \$ - | \$ 36,374 | \$ 166,237 | -78.12% |

NOTE:

a - Effective December 2015, greater of minimum annual guarantee of \$163,530 or 17% of gross receipts.

b - Lease terminated November 7, 2016.

JOHN WAYNE NG-AC JV
dba HUDSON GROUP
LEASE AGREEMENT-NEWS & GIFT
& SPECIALTY RETAIL CONCESSION

LEASE EXPIRES 01/20/2022

| | NEWS/SUNDRIES | GIFT | SPECIALTY | TOTAL MONTHLY | MINIMUM |
|---------------|---------------------|---------------------|-------------------|---------------------|---------------------|
| 16-17 | GROSS | GROSS | GROSS | GROSS | RENT OR |
| | RECEIPTS | RECEIPTS | RECEIPTS | RECEIPTS | % GROSS (a), (b) |
| JULY | \$ 638,168 | \$ 163,754 | \$ 114,482 | \$ 916,404 | \$ 177,894 |
| AUGUST | 647,778 | 163,451 | 96,992 | 908,221 | 176,915 |
| SEPTEMBER | 581,060 | 136,458 | 80,033 | 797,551 | 154,804 |
| OCTOBER | 616,466 | 148,610 | 94,692 | 859,768 | 166,778 |
| NOVEMBER | 583,974 | 116,894 | 70,286 | 771,154 | 148,389 |
| DECEMBER | 576,693 | 102,032 | 69,671 | 748,396 | 142,824 |
| JANUARY | 523,292 | 110,665 | 48,717 | 682,674 | 132,486 |
| FEBRUARY | 511,692 | 105,729 | 51,916 | 669,337 | 129,496 |
| MARCH | 632,553 | 131,451 | 80,842 | 844,846 | 162,792 |
| APRIL | 620,478 | 128,863 | 85,900 | 835,241 | 160,653 |
| MAY | 645,636 | 131,673 | 80,263 | 857,572 | 165,122 |
| JUNE | 662,626 | 131,235 | 94,652 | 888,513 | 170,216 |
| TOTALS | \$ 7,240,416 | \$ 1,570,815 | \$ 968,446 | \$ 9,779,677 | \$ 1,888,369 |

| | LATE / | 16-17 | 15-16 | % CHANGE |
|---------------|-------------|---------------------|---------------------|--------------|
| 16-17 | PENALTY | MONTHLY | MONTHLY | 15-16 TO |
| | FEES | REVENUE | REVENUE | 16-17 |
| JULY | \$ - | \$ 177,894 | \$ 166,314 | 6.96% |
| AUGUST | - | 176,915 | 166,951 | 5.97% |
| SEPTEMBER | - | 154,804 | 150,312 | 2.99% |
| OCTOBER | - | 166,778 | 156,350 | 6.67% |
| NOVEMBER | - | 148,389 | 141,906 | 4.57% |
| DECEMBER | - | 142,824 | 139,812 | 2.15% |
| JANUARY | - | 132,486 | 122,680 | 7.99% |
| FEBRUARY | - | 129,496 | 130,556 | -0.81% |
| MARCH | - | 162,792 | 150,723 | 8.01% |
| APRIL | - | 160,653 | 150,267 | 6.91% |
| MAY | - | 165,122 | 162,123 | 1.85% |
| JUNE | - | 170,216 | 168,458 | 1.04% |
| TOTALS | \$ - | \$ 1,888,369 | \$ 1,806,452 | 4.53% |

NOTE:

- a - Effective February 2016, greater of minimum annual guarantee of \$1,503,709 or percentage of gross receipts (18% of News/Sundries; 28% of Gifts and 15% of Specialty Retail).
- b - Effective February 2017, greater of minimum annual guarantee of \$1,582,885 or percentage of gross receipts (18% of News/Sundries; 28% of Gifts and 15% of Specialty Retail).

PARADIES - OC, LLC
LEASE AGREEMENT-NEWS & GIFT
& SPECIALTY RETAIL CONCESSION

LEASE EXPIRES 11/13/2021

| 16-17 | NEWS/SUNDRIES | GIFT | SPECIALTY | TOTAL MONTHLY | MINIMUM |
|---------------|---------------------|---------------------|-------------------|---------------------|---------------------|
| | GROSS | GROSS | GROSS | GROSS | RENT OR |
| | RECEIPTS | RECEIPTS | RECEIPTS | RECEIPTS | % GROSS (a),(b) |
| JULY | \$ 331,850 | \$ 160,127 | \$ 44,063 | \$ 536,040 | \$ 106,033 |
| AUGUST | 334,982 | 167,422 | 42,327 | 544,730 | 106,033 |
| SEPTEMBER | 319,689 | 151,743 | 41,741 | 513,174 | 106,033 |
| OCTOBER | 351,746 | 162,507 | 45,568 | 559,821 | 106,033 |
| NOVEMBER | 318,498 | 136,852 | 44,924 | 500,273 | 106,033 |
| DECEMBER | 313,505 | 119,208 | 46,380 | 479,093 | 107,490 |
| JANUARY | 281,069 | 113,779 | 35,281 | 430,129 | 107,490 |
| FEBRUARY | 257,743 | 111,118 | 40,181 | 409,041 | 107,490 |
| MARCH | 311,629 | 145,917 | 46,931 | 504,478 | 107,490 |
| APRIL | 303,956 | 142,862 | 47,283 | 494,101 | 107,490 |
| MAY | 303,936 | 137,484 | 48,479 | 489,899 | 107,490 |
| JUNE | 338,250 | 152,386 | 55,597 | 546,233 | 107,490 |
| TOTALS | \$ 3,766,853 | \$ 1,701,405 | \$ 538,755 | \$ 6,007,012 | \$ 1,282,595 |

| 16-17 | LATE / | 16-17 | 15-16 | % CHANGE |
|---------------|-----------------|---------------------|---------------------|--------------|
| | PENALTY | MONTHLY | MONTHLY | 15-16 TO |
| | FEES | REVENUE | REVENUE | 16-17 |
| JULY | \$ - | \$ 106,033 | \$ 104,842 | 1.14% |
| AUGUST | - | 106,033 | 104,842 | 1.14% |
| SEPTEMBER | - | 106,033 | 104,842 | 1.14% |
| OCTOBER | - | 106,033 | 104,842 | 1.14% |
| NOVEMBER | - | 106,033 | 104,842 | 1.14% |
| DECEMBER | - | 107,490 | 106,033 | 1.37% |
| JANUARY | 1,712 | 109,202 | 106,033 | 2.99% |
| FEBRUARY | - | 107,490 | 106,033 | 1.37% |
| MARCH | 1,712 | 109,202 | 106,033 | 2.99% |
| APRIL | - | 107,490 | 106,033 | 1.37% |
| MAY | - | 107,490 | 106,033 | 1.37% |
| JUNE | - | 107,490 | 106,033 | 1.37% |
| TOTALS | \$ 3,424 | \$ 1,286,019 | \$ 1,266,441 | 1.55% |

NOTE:

- a - Effective December 2015, greater of minimum annual guarantee of \$1,272,400 or percentage of gross receipts (17% of News/Sundries; 26% of Gifts; and 12% of Specialty Retail).
- b - Effective December 2016, greater of minimum annual guarantee of \$1,289,880 or percentage of gross receipts (17% of News/Sundries; 26% of Gifts; and 12% of Specialty Retail).

XPRESSPA JOHN WAYNE AIRPORT, LLC
LEASE AGREEMENT- SPECIALTY
RETAIL CONCESSION
LEASE EXPIRES 10/31/2018

| 16-17 | BROOKSTONE | XPRESSPA | XPRESSPA | TOTAL MONTHLY | MINIMUM |
|-----------|----------------|----------------|----------------|---------------|------------------|
| | SALES | SERVICE SALES | RETAIL SALES | GROSS | RENT OR |
| | GROSS RECEIPTS | GROSS RECEIPTS | GROSS RECEIPTS | RECEIPTS | % GROSS (b), (c) |
| JULY | \$ 55,288 | \$ 43,823 | \$ 6,301 | \$ 105,412 | \$ 12,838 |
| AUGUST | 47,828 | 45,028 | 5,355 | 98,211 | 11,946 |
| SEPTEMBER | 48,902 | 39,523 | 5,204 | 93,629 | 11,392 |
| OCTOBER | 60,949 | 46,650 | 4,971 | 112,570 | 13,658 |
| NOVEMBER | 47,020 | 39,910 | 4,328 | 91,258 | 11,081 |
| DECEMBER | 54,101 | 37,140 | 4,879 | 96,120 | 11,681 |
| JANUARY | 51,930 | 37,157 | 3,806 | 92,893 | 11,261 |
| FEBRUARY | 51,623 | 34,988 | 4,080 | 90,691 | 11,005 |
| MARCH | 58,916 | 42,773 | 3,662 | 105,350 | 12,752 |
| APRIL | 60,589 | 44,859 | 3,502 | 108,949 | 13,179 |
| MAY | 53,812 | 48,270 | 4,282 | 106,364 | 12,892 |
| JUNE | 57,544 | 52,588 | 6,014 | 116,146 | 14,118 |
| TOTALS | \$ 648,502 | \$ 512,709 | \$ 56,384 | \$ 1,217,593 | \$ 147,803 |

| 16-17 | LATE / | 16-17 | 15-16 | % CHANGE |
|-----------|---------|------------|------------|----------|
| | PENALTY | MONTHLY | MONTHLY | 15-16 TO |
| | FEES | REVENUE | REVENUE | 16-17 |
| JULY | \$ - | \$ 12,838 | \$ 12,781 | 0.45% |
| AUGUST | - | 11,946 | 11,938 | 0.07% |
| SEPTEMBER | - | 11,392 | 11,145 | 2.22% |
| OCTOBER | - | 13,658 | 12,953 | 5.44% |
| NOVEMBER | - | 11,081 | 11,919 | -7.03% |
| DECEMBER | - | 11,681 | 13,115 | -10.93% |
| JANUARY | - | 11,261 | 10,484 | 7.41% |
| FEBRUARY | - | 11,005 | 11,231 | -2.01% |
| MARCH | - | 12,752 | 13,028 | -2.12% |
| APRIL | - | 13,179 | 11,275 | 16.89% |
| MAY | - | 12,892 | 12,729 | 1.28% |
| JUNE | - | 14,118 | 13,270 | 6.39% |
| TOTALS | \$ - | \$ 147,803 | \$ 145,868 | 1.33% |

NOTE:

a - Lease effective November 1, 2013.

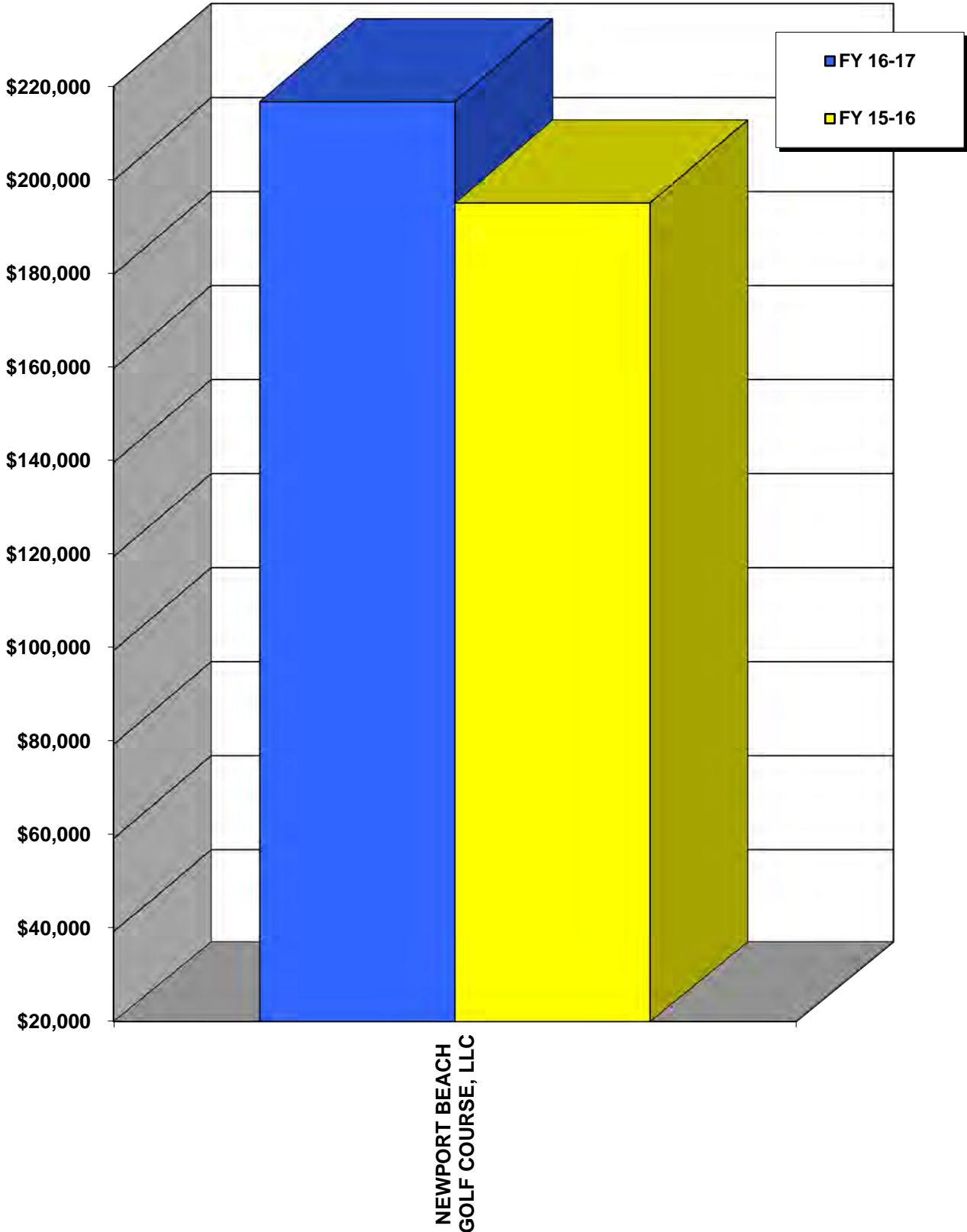
b - Greater of minimum annual guarantee of \$140,000 or percentage of gross receipts through October 2016 (12% of Brookstone sales, 12% of XpresSpa service sales and 15% of XpresSpa retail sales).

c - Effective November 2016, greater of minimum annual guarantee of \$146,916 or percentage of gross receipts (12% of Brookstone sales, 12% of XpresSpa service sales and 15% of XpresSpa retail sales).

GOLF COURSE



NEWPORT BEACH GOLF COURSE



NEWPORT BEACH GOLF COURSE, LLC

GOLF COURSE LEASE

LEASE EXPIRES 11/30/2020

| 16-17 | RESTAURANT GR. RECEIPTS (SALES) | PRO SHOP GR. RECEIPTS (SALES) | GOLF LESSONS GR. RECEIPTS (SALES) | GOLF REVENUE GR. RECEIPTS | SPECIAL EVENTS GR. RECEIPTS (SALES) | RESTAURANT GR. RECEIPTS (RENT) | PRO SHOP GR. RECEIPTS (RENT) |
|-----------|---------------------------------------|-------------------------------------|---|---------------------------------|---|--------------------------------------|------------------------------------|
| JULY | \$ 21,900 | \$ 111,102 | \$ 9,720 | \$ 164,877 | \$ 17,507 | \$ 4,000 | \$ 4,500 |
| AUGUST | 21,852 | 126,906 | 9,752 | 140,213 | 14,733 | 7,500 | 4,500 |
| SEPTEMBER | 15,730 | 106,184 | 7,580 | 126,536 | 13,140 | 7,500 | 4,500 |
| OCTOBER | 14,626 | 111,521 | 9,000 | 120,770 | 16,435 | 7,500 | 4,500 |
| NOVEMBER | 12,585 | 87,321 | 7,525 | 120,750 | 25,522 | 7,500 | 4,500 |
| DECEMBER | 11,933 | 131,315 | 11,830 | 104,785 | 37,191 | 7,500 | 4,500 |
| JANUARY | - | 91,007 | 4,575 | 115,622 | - | - | 4,500 |
| FEBRUARY | - | 93,586 | 6,280 | 102,563 | - | - | 4,500 |
| MARCH | 14,048 | 120,152 | 7,577 | 140,515 | 12,664 | - | 4,500 |
| APRIL | 17,549 | 119,842 | 6,990 | 139,170 | 12,880 | - | 4,500 |
| MAY | 15,893 | 120,512 | 8,750 | 164,458 | 16,108 | - | 4,500 |
| JUNE | 18,008 | 131,912 | 8,705 | 161,820 | 21,332 | - | 4,500 |
| TOTALS | \$ 164,124 | \$ 1,351,360 | \$ 98,284 | \$ 1,602,079 | \$ 187,512 | \$ 41,500 | \$ 54,000 |

| 16-17 | TOTAL MONTHLY GROSS RECEIPTS | RESTAURANT (SALES) (3.5% GROSS) | PRO SHOP (SALES) (2.5% GROSS) | GOLF LESSONS (SALES) (7.5% GROSS) | GOLF REVENUE (10% GROSS) | SPECIAL EVENTS (7.5% GROSS) | RESTAURANT (RENT) (3.5% GROSS) | PRO SHOP (RENT) (2.5% GROSS) |
|-----------|------------------------------------|---------------------------------------|-------------------------------------|---|--------------------------------|-----------------------------------|--------------------------------------|------------------------------------|
| JULY | \$ 333,606 | \$ 767 | \$ 2,778 | \$ 729 | \$ 16,488 | \$ 1,313 | \$ 140 | \$ 113 |
| AUGUST | 325,456 | 765 | 3,173 | 731 | 14,021 | 1,105 | 263 | 113 |
| SEPTEMBER | 281,170 | 551 | 2,655 | 569 | 12,654 | 986 | 263 | 113 |
| OCTOBER | 284,352 | 512 | 2,788 | 675 | 12,077 | 1,233 | 263 | 113 |
| NOVEMBER | 265,703 | 440 | 2,183 | 564 | 12,075 | 1,914 | 263 | 113 |
| DECEMBER | 309,054 | 418 | 3,283 | 887 | 10,479 | 2,789 | 263 | 113 |
| JANUARY | 215,704 | - | 2,275 | 343 | 11,562 | - | - | 113 |
| FEBRUARY | 206,929 | - | 2,340 | 471 | 10,256 | - | - | 113 |
| MARCH | 299,456 | 492 | 3,004 | 568 | 14,052 | 950 | - | 113 |
| APRIL | 300,931 | 614 | 2,996 | 524 | 13,917 | 966 | - | 113 |
| MAY | 330,221 | 556 | 3,013 | 656 | 16,446 | 1,208 | - | 113 |
| JUNE | 346,277 | 630 | 3,298 | 653 | 16,182 | 1,600 | - | 113 |
| TOTALS | \$ 3,498,859 | \$ 5,745 | \$ 33,786 | \$ 7,370 | \$ 160,209 | \$ 14,064 | \$ 1,455 | \$ 1,356 |

| 16-17 | MINIMUM RENT OR % GROSS (a), (b) | LATE / PENALTY FEES | 16-17 MONTHLY REVENUE | 15-16 MONTHLY REVENUE | % CHANGE 15-16 TO 16-17 |
|-----------|--|---------------------------|-----------------------------|-----------------------------|-------------------------------|
| JULY | \$ 18,527 | \$ - | \$ 18,527 | \$ 18,324 | 1.11% |
| AUGUST | 18,527 | - | 18,527 | 18,324 | 1.11% |
| SEPTEMBER | 18,527 | - | 18,527 | 18,324 | 1.11% |
| OCTOBER | 18,527 | - | 18,527 | 18,324 | 1.11% |
| NOVEMBER | 14,167 | - | 14,167 | 14,013 | 1.10% |
| DECEMBER | 18,231 | - | 18,231 | 14,167 | 28.69% |
| JANUARY | 14,293 | - | 14,293 | 14,167 | 0.89% |
| FEBRUARY | 13,179 | - | 13,179 | 14,167 | -6.97% |
| MARCH | 19,178 | - | 19,178 | 14,167 | 35.37% |
| APRIL | 19,130 | - | 19,130 | 14,167 | 35.03% |
| MAY | 21,992 | - | 21,992 | 18,527 | 18.70% |
| JUNE | 22,475 | - | 22,475 | 18,527 | 21.31% |
| TOTALS | \$ 216,753 | \$ - | \$ 216,753 | \$ 195,198 | 11.04% |

NOTE:

a - Effective December 2015, the greater of minimum annual guarantee of \$196,164 (payable in monthly installments of \$14,167 for December 2015-April 2016, \$18,527 from May 2016-October 2016 and \$14,167 for November 2016) or percentage of gross receipts.

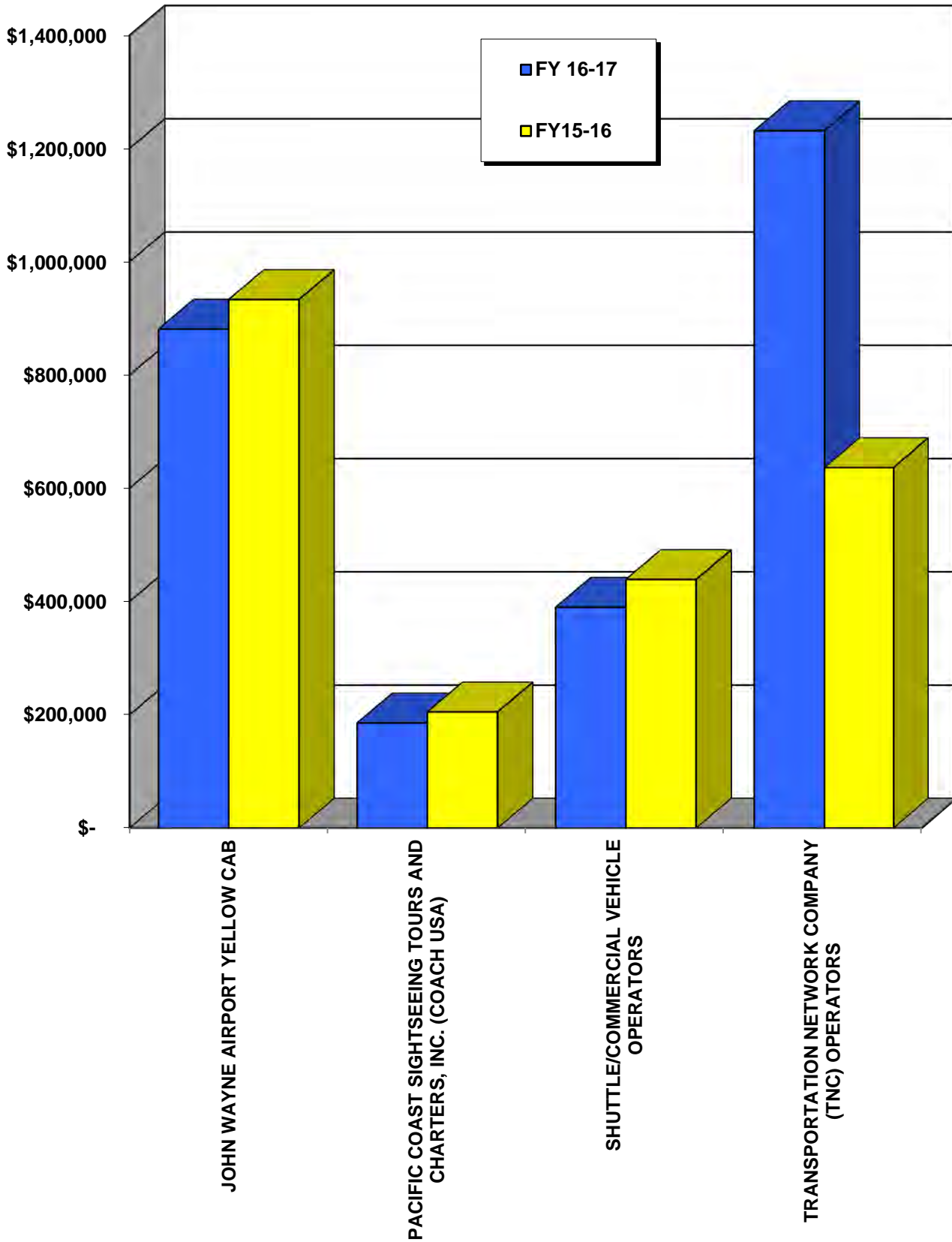
b - Effective December 2016, the greater of minimum annual guarantee of \$198,918 (payable in monthly installments of \$14,366 for December 2016-April 2017, \$18,787 from May 2017-October 2017 and \$14,366 for November 2017) or percentage of gross receipts.

GROUND TRANSPORTATION



GROUND
TRANSPORTATION

GROUND TRANSPORTATION SUMMARY



GROUND TRANSPORTATION SUMMARY FOR FY 2016-2017

| LESSEE/LICENSEE | 16-17 REVENUE | LATE / PENALTY FEES | 16-17 TOTAL REVENUE | 15-16 TOTAL REVENUE | % CHANGE 15-16 TO 16-17 |
|---|------------------|---------------------------|---------------------------|---------------------------|-------------------------------|
| JOHN WAYNE AIRPORT YELLOW CAB | \$ 879,014 | \$ 2,088 | \$ 881,102 | \$ 933,284 | -5.59% |
| PACIFIC COAST SIGHTSEEING TOURS AND CHARTERS, INC. (COACH USA) | 183,272 | 2,234 | 185,506 | 204,883 | -9.46% |
| SHUTTLE/COMMERCIAL VEHICLE OPERATORS | 388,581 | 1,296 | 389,877 | 438,958 | -11.18% |
| TRANSPORTATION NETWORK COMPANY (TNC) OPERATORS | 1,228,590 | 2,661 | 1,231,251 | 636,402 | 93.47% |
| TOTALS | \$ 2,679,457 | \$ 8,279 | \$ 2,687,736 | \$ 2,213,527 | 21.42% |

PM 1121-380-6 (a)
 PM 1121-380-7 (b)

**JOHN WAYNE AIRPORT YELLOW CAB
 OPERATING AGREEMENT - TAXICAB**

OPERATING AGREEMENT EXPIRES 12/31/2022

| 16-17 | NUMBER OF | | TOTAL | REVENUE | LATE / | 16-17 | 15-16 | % CHANGE |
|-----------|------------------------|------------------------|--------------------|--------------------|-----------------|--------------------|--------------------|-------------------|
| | MONTHLY USE FEE (c) | DEPLANED PASSENGERS | NUMBER OF TRIPS | / TRIP FEES (c) | PENALTY FEES | MONTHLY REVENUE | MONTHLY REVENUE | 15-16 TO 16-17 |
| JULY | \$ - | 453,794 | - | \$ 80,830 | \$ - | \$ 80,830 | \$ 80,324 | 0.63% |
| AUGUST | - | 465,090 | - | 82,840 | 1,379 | 84,219 | 80,376 | 4.78% |
| SEPTEMBER | - | 433,642 | - | 77,245 | - | 77,245 | 73,680 | 4.84% |
| OCTOBER | - | 461,700 | - | 82,236 | - | 82,236 | 78,830 | 4.32% |
| NOVEMBER | - | 443,727 | - | 79,039 | - | 79,039 | 75,700 | 4.41% |
| DECEMBER | - | 436,556 | - | 77,763 | - | 77,763 | 77,651 | 0.14% |
| JANUARY | (d) 15,460 | - | 21,371 | 48,185 | - | 63,645 | 74,227 | -14.26% |
| FEBRUARY | (d) 15,460 | - | 21,842 | 49,245 | - | 64,705 | 74,227 | -12.83% |
| MARCH | (d) 15,460 | - | 23,839 | 53,738 | - | 69,198 | 77,854 | -11.12% |
| APRIL | (d) 15,460 | - | 20,638 | 46,536 | - | 61,996 | 76,726 | -19.20% |
| MAY | 20,290 | - | 22,656 | 51,076 | - | 71,366 | 82,565 | -13.56% |
| JUNE | 20,290 | - | 21,227 | 47,861 | 709 | 68,860 | 81,124 | -15.12% |
| TOTALS | \$ 102,420 | 2,694,509 | 131,573 | \$ 776,594 | \$ 2,088 | \$ 881,102 | \$ 933,284 | -5.59% |

NOTE:

- a - Operating Agreement terminated December 31, 2016.
- b - Operating Agreement effective January 1, 2017.
- c - Greater of monthly minimum of \$74,126.67 or \$.1779 per deplaned passenger through December 2016.
 Effective January 2017, monthly use fee of \$20,290 and trip fees based on \$2.25 per trip.
 Includes share of lot and planter maintenance at the rate of \$100 per month.
- d - From January to April 2017, use fee was adjusted from \$20,290 to \$15,460 based on square footage used.

PACIFIC COAST SIGHTSEEING TOURS AND CHARTERS, INC.
dba COACH USA
LICENSE AGREEMENT - PASSENGER STAGE COACH
MONTH TO MONTH

| 16-17 | TOTAL NUMBER OF PASSENGERS | TOTAL NUMBER OF TRIPS | TOTAL PASSENGER GROSS RECEIPTS | MINIMUM RENT OR 20% GROSS (a) |
|---------------|----------------------------------|-----------------------------|--------------------------------------|-------------------------------------|
| JULY | 4,614 | 248 | \$ 57,735 | \$ 11,547 |
| AUGUST | 4,976 | 248 | 64,589 | 12,918 |
| SEPTEMBER | 6,053 | 248 | 84,344 | 16,869 |
| OCTOBER | 8,529 | 248 | 100,078 | 20,016 |
| NOVEMBER | 7,451 | 248 | 89,383 | 17,877 |
| DECEMBER | 7,429 | 248 | 88,108 | 17,622 |
| JANUARY | 6,524 | 248 | 74,038 | 14,808 |
| FEBRUARY | 6,076 | 248 | 66,953 | 13,391 |
| MARCH | 6,222 | 248 | 68,499 | 13,700 |
| APRIL | 7,632 | 248 | 79,838 | 15,968 |
| MAY | 7,218 | 248 | 80,478 | 16,096 |
| JUNE | 5,939 | 248 | 62,301 | 12,460 |
| TOTALS | 78,663 | 2,976 | \$ 916,344 | \$ 183,272 |

| 16-17 | LATE / PENALTY FEES | 16-17 MONTHLY REVENUE | 15-16 MONTHLY REVENUE | % CHANGE 15-16 TO 16-17 |
|---------------|---------------------------|-----------------------------|-----------------------------|-------------------------------|
| JULY | \$ - | \$ 11,547 | \$ 12,468 | -7.39% |
| AUGUST | - | 12,918 | 15,508 | -16.70% |
| SEPTEMBER | - | 16,869 | 19,633 | -14.08% |
| OCTOBER | - | 20,016 | 22,073 | -9.32% |
| NOVEMBER | - | 17,877 | 15,541 | 15.03% |
| DECEMBER | - | 17,622 | 19,409 | -9.21% |
| JANUARY | 1,271 | 16,079 | 16,823 | -4.42% |
| FEBRUARY | - | 13,391 | 16,501 | -18.85% |
| MARCH | 322 | 14,022 | 16,856 | -16.81% |
| APRIL | 301 | 16,269 | 16,199 | 0.43% |
| MAY | - | 16,096 | 18,325 | -12.16% |
| JUNE | 340 | 12,800 | 15,547 | -17.67% |
| TOTALS | \$ 2,234 | \$ 185,506 | \$ 204,883 | -9.46% |

NOTE:

a - Greater of monthly minimum of \$1,186 or 20% of gross receipts through October 14, 2016.

Effective October 15, 2016, greater of monthly minimum of \$1,208 or 20% of gross receipts.

*GROUND TRANSPORTATION
SHUTTLE/COMMERCIAL VEHICLE OPERATORS*

| 16-17 | TOTAL NUMBER OF TRIPS | REVENUE TO COUNTY \$2.25 / TRIP | LATE / PENALTY FEES | 16-17 MONTHLY REVENUE | 15-16 MONTHLY REVENUE | % CHANGE 15-16 TO 16-17 |
|-----------|-----------------------------|---------------------------------------|---------------------------|-----------------------------|-----------------------------|-------------------------------|
| JULY | 15,225 | \$ 34,256 | \$ 71 | \$ 34,327 | \$ 35,231 | -2.57% |
| AUGUST | 15,712 | 35,352 | 39 | 35,391 | 36,013 | -1.73% |
| SEPTEMBER | 14,687 | 33,046 | 94 | 33,140 | 36,791 | -9.92% |
| OCTOBER | 15,324 | 34,479 | 57 | 34,536 | 39,136 | -11.75% |
| NOVEMBER | 14,036 | 31,581 | 174 | 31,755 | 35,352 | -10.17% |
| DECEMBER | 13,651 | 30,715 | 132 | 30,847 | 34,818 | -11.41% |
| JANUARY | 14,806 | 33,314 | 175 | 33,489 | 36,444 | -8.11% |
| FEBRUARY | 13,288 | 29,898 | 70 | 29,968 | 35,411 | -15.37% |
| MARCH | 14,519 | 32,668 | 190 | 32,858 | 38,152 | -13.88% |
| APRIL | 13,850 | 31,163 | 45 | 31,208 | 37,740 | -17.31% |
| MAY | 13,728 | 30,888 | 145 | 31,033 | 38,587 | -19.58% |
| JUNE | 13,876 | 31,221 | 104 | 31,325 | 35,283 | -11.22% |
| TOTALS | 172,702 | \$ 388,581 | \$ 1,296 | \$ 389,877 | \$ 438,958 | -11.18% |

*GROUND TRANSPORTATION
TRANSPORTATION NETWORK COMPANY (TNC) OPERATORS
GROUND TRANSPORTATION OPERATING PERMITS*

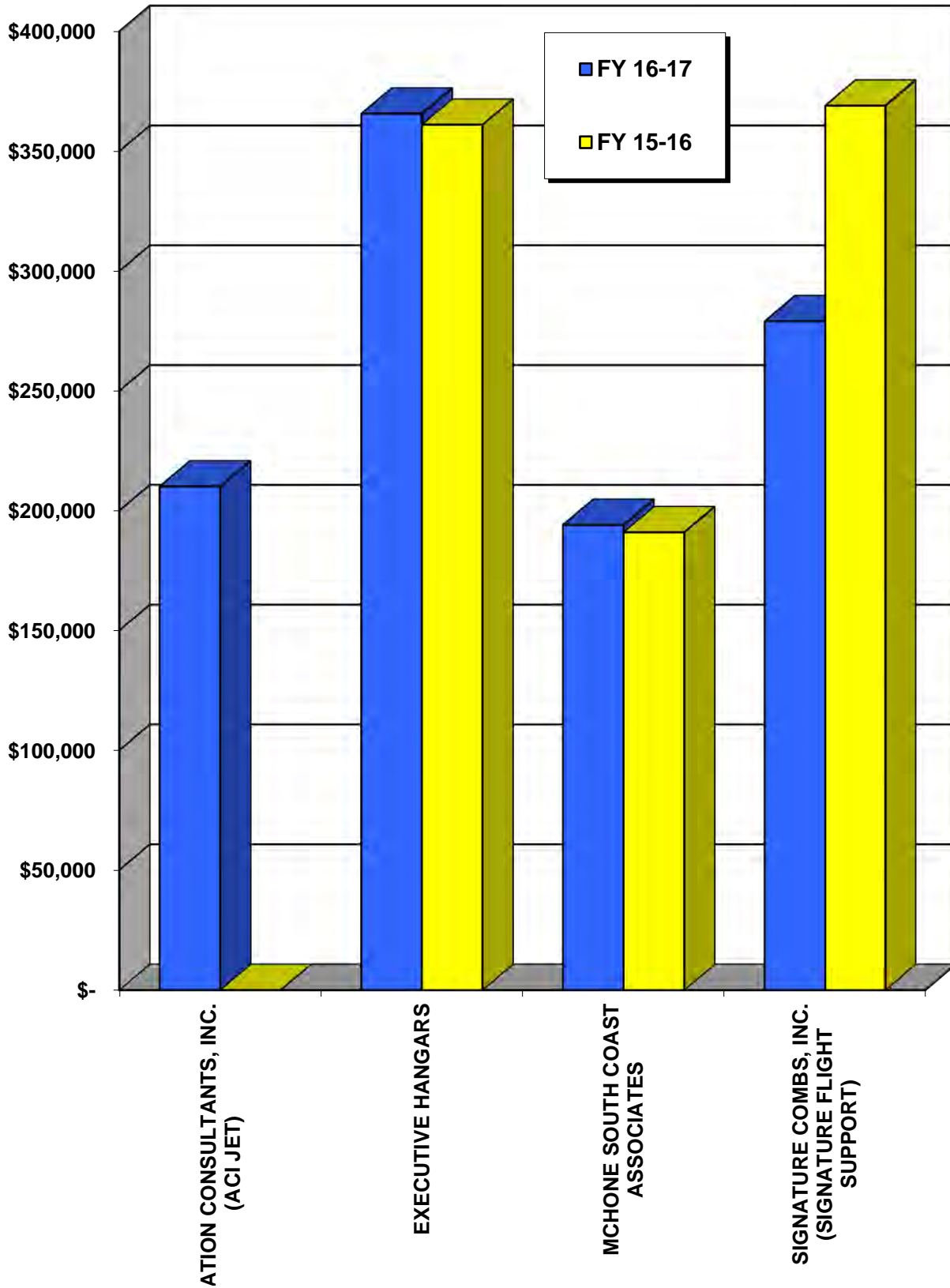
| 16-17 | NUMBER OF TRIPS LYFT, INC. | NUMBER OF TRIPS UBER | NUMBER OF TRIPS WINGZ | TNC TOTAL NUMBER OF TRIPS |
|-----------|----------------------------------|----------------------------|-----------------------------|---------------------------------|
| JULY | 4,952 | 29,816 | 35 | 34,803 |
| AUGUST | 5,792 | 32,966 | 32 | 38,790 |
| SEPTEMBER | 6,842 | 35,624 | 42 | 42,508 |
| OCTOBER | 7,059 | 39,236 | 49 | 46,344 |
| NOVEMBER | 7,776 | 37,376 | 55 | 45,207 |
| DECEMBER | 7,739 | 33,682 | 60 | 41,481 |
| JANUARY | 8,045 | 39,247 | 40 | 47,332 |
| FEBRUARY | 8,224 | 32,811 | 47 | 41,082 |
| MARCH | 10,881 | 39,241 | 52 | 50,174 |
| APRIL | 10,551 | 38,329 | 35 | 48,915 |
| MAY | 12,416 | 43,283 | 39 | 55,738 |
| JUNE | 13,505 | 40,128 | 32 | 53,665 |
| TOTALS | 103,782 | 441,739 | 518 | 546,039 |

| 16-17 | REVENUE TO COUNTY \$2.25 / TRIP | LATE / PENALTY FEES | 16-17 MONTHLY REVENUE | 15-16 MONTHLY REVENUE | % CHANGE 15-16 TO 16-17 |
|-----------|---------------------------------------|---------------------------|-----------------------------|-----------------------------|-------------------------------|
| JULY | \$ 78,307 | \$ - | \$ 78,307 | \$ 32,465 | 141.20% |
| AUGUST | 87,278 | - | 87,278 | 36,045 | 142.14% |
| SEPTEMBER | 95,643 | - | 95,643 | 43,172 | 121.54% |
| OCTOBER | 104,274 | - | 104,274 | 47,981 | 117.32% |
| NOVEMBER | 101,716 | - | 101,716 | 49,662 | 104.82% |
| DECEMBER | 93,332 | - | 93,332 | 47,671 | 95.78% |
| JANUARY | 106,497 | - | 106,497 | 54,200 | 96.49% |
| FEBRUARY | 92,435 | 1,237 | 93,672 | 52,207 | 79.42% |
| MARCH | 112,892 | - | 112,892 | 61,281 | 84.22% |
| APRIL | 110,059 | - | 110,059 | 63,839 | 72.40% |
| MAY | 125,411 | 1,424 | 126,835 | 74,648 | 69.91% |
| JUNE | 120,746 | - | 120,746 | 73,231 | 64.88% |
| TOTALS | \$ 1,228,590 | \$ 2,661 | \$ 1,231,251 | \$ 636,402 | 93.47% |

HANGARS



HANGARS SUMMARY



HANGARS SUMMARY FOR FY 2016-2017

| LESSEE | HANGAR REVENUE | TIEDOWN REVENUE | LATE / PENALTY FEES | 16-17 TOTAL REVENUE | 15-16 TOTAL REVENUE | % CHANGE 15-16 TO 16-17 |
|--|-------------------|--------------------|---------------------------|---------------------------|---------------------------|-------------------------------|
| AVIATION CONSULTANTS, INC. (ACI JET) | \$ 210,000 | \$ - | \$ - | \$ 210,000 | \$ - | N/A |
| EXECUTIVE HANGARS | 365,596 | - | - | 365,596 | 361,007 | 1.27% |
| MCHONE SOUTH COAST ASSOCIATES SIGNATURE COMBS, INC. (SIGNATURE FLIGHT SUPPORT) | 182,929 | 10,840 | 227 | 193,996 | 190,903 | 1.62% |
| | 278,991 | - | - | 278,991 | 368,962 | -24.38% |
| TOTALS | \$ 1,037,516 | \$ 10,840 | \$ 227 | \$ 1,048,583 | \$ 920,872 | 13.87% |

AVIATION CONSULTANTS, INC.

dba ACI JET

HANGAR LEASE

LEASE EXPIRES 12/31/2018

| 16-17 | HANGAR MONTHLY RENT (b) | LATE / PENALTY FEES | 16-17 MONTHLY REVENUE | 15-16 MONTHLY REVENUE | % CHANGE 15-16 TO 16-17 |
|-----------|-------------------------------|---------------------------|-----------------------------|-----------------------------|-------------------------------|
| JULY | \$ - | \$ - | \$ - | \$ - | N/A |
| AUGUST | - | - | - | - | N/A |
| SEPTEMBER | - | - | - | - | N/A |
| OCTOBER | - | - | - | - | N/A |
| NOVEMBER | - | - | - | - | N/A |
| DECEMBER | - | - | - | - | N/A |
| JANUARY | - | - | - | - | N/A |
| FEBRUARY | - | - | - | - | N/A |
| MARCH | - | - | - | - | N/A |
| APRIL | 70,000 | - | 70,000 | - | N/A |
| MAY | 70,000 | - | 70,000 | - | N/A |
| JUNE | 70,000 | - | 70,000 | - | N/A |
| TOTALS | \$ 210,000 | \$ - | \$ 210,000 | \$ - | N/A |

NOTE:

a - Lease effective April 1, 2017.

b - Effective April 2017, monthly rent is \$70,000.

*EXECUTIVE HANGARS
HANGAR LEASE
MONTH TO MONTH*

| 16-17 | HANGAR MONTHLY GROSS RECEIPTS | MINIMUM RENT OR 45% GROSS (a) | LATE / PENALTY FEES | 16-17 MONTHLY REVENUE | 15-16 MONTHLY REVENUE | % CHANGE 15-16 TO 16-17 |
|-----------|-------------------------------------|-------------------------------------|---------------------------|-----------------------------|-----------------------------|-------------------------------|
| JULY | \$ 62,160 | \$ 30,226 | \$ - | \$ 30,226 | \$ 29,885 | 1.14% |
| AUGUST | 62,160 | 30,226 | - | 30,226 | 29,885 | 1.14% |
| SEPTEMBER | 62,160 | 30,226 | - | 30,226 | 29,885 | 1.14% |
| OCTOBER | 62,160 | 30,226 | - | 30,226 | 29,885 | 1.14% |
| NOVEMBER | 62,160 | 30,226 | - | 30,226 | 29,885 | 1.14% |
| DECEMBER | 62,160 | 30,638 | - | 30,638 | 30,226 | 1.36% |
| JANUARY | 62,160 | 30,638 | - | 30,638 | 30,226 | 1.36% |
| FEBRUARY | 62,160 | 30,638 | - | 30,638 | 30,226 | 1.36% |
| MARCH | 62,160 | 30,638 | - | 30,638 | 30,226 | 1.36% |
| APRIL | 62,160 | 30,638 | - | 30,638 | 30,226 | 1.36% |
| MAY | 62,160 | 30,638 | - | 30,638 | 30,226 | 1.36% |
| JUNE | 62,160 | 30,638 | - | 30,638 | 30,226 | 1.36% |
| TOTALS | \$ 745,920 | \$ 365,596 | \$ - | \$ 365,596 | \$ 361,007 | 1.27% |

NOTE:

- a - Greater of minimum annual guarantee of \$362,710 or 45% of gross receipts through November 2016.
Effective December 2016, greater of annual minimum guarantee of \$367,655 or 45% of gross receipts.

PM 1121-152.02
 PM 1121-281-29

*MCHONE SOUTH COAST ASSOCIATES
 HANGAR AND TIEDOWN LEASES
 MONTH TO MONTH*

| 16-17 | HANGAR MONTHLY GROSS RECEIPTS | MINIMUM RENT OR 30% GROSS (a) | TIEDOWN MONTHLY RENT (b) | LATE / PENALTY FEES | 16-17 MONTHLY REVENUE | 15-16 MONTHLY REVENUE | % CHANGE 15-16 TO 16-17 |
|---------------|-------------------------------------|-------------------------------------|--------------------------------|---------------------------|-----------------------------|-----------------------------|-------------------------------|
| JULY | \$ 42,850 | \$ 15,025 | \$ 898 | \$ 113 | \$ 16,036 | \$ 15,742 | 1.87% |
| AUGUST | 42,850 | 15,264 | 898 | - | 16,162 | 15,908 | 1.60% |
| SEPTEMBER | 48,210 | 15,264 | 898 | - | 16,162 | 15,908 | 1.60% |
| OCTOBER | 48,210 | 15,264 | 898 | - | 16,162 | 15,908 | 1.60% |
| NOVEMBER | 48,210 | 15,264 | 898 | - | 16,162 | 15,908 | 1.60% |
| DECEMBER | 48,710 | 15,264 | 898 | - | 16,162 | 15,908 | 1.60% |
| JANUARY | 49,230 | 15,264 | 898 | - | 16,162 | 15,908 | 1.60% |
| FEBRUARY | 49,490 | 15,264 | 898 | - | 16,162 | 15,908 | 1.60% |
| MARCH | 49,490 | 15,264 | 914 | 114 | 16,292 | 15,923 | 2.32% |
| APRIL | 49,750 | 15,264 | 914 | - | 16,178 | 15,923 | 1.60% |
| MAY | 42,453 | 15,264 | 914 | - | 16,178 | 15,923 | 1.60% |
| JUNE | 41,300 | 15,264 | 914 | - | 16,178 | 16,036 | 0.89% |
| TOTALS | \$ 560,753 | \$ 182,929 | \$ 10,840 | \$ 227 | \$ 193,996 | \$ 190,903 | 1.62% |

NOTE:

a - Greater of minimum annual guarantee of \$180,305 or 30% of gross receipts through July 2016.

Effective August 2016, greater of annual minimum guarantee of \$183,163 or 30% of gross receipts.

b - Monthly tiedown rent of \$898 through February 2017. Effective March 2017, monthly rent of \$914.

SIGNATURE COMBS, INC.
dba SIGNATURE FLIGHT SUPPORT
HANGAR LEASE
TERMINATED 03/31/17

| 16-17 | HANGAR MONTHLY GROSS RECEIPTS | MINIMUM RENT OR 25% GROSS (a) | LATE / PENALTY FEES | 16-17 MONTHLY REVENUE | 15-16 MONTHLY REVENUE | % CHANGE 15-16 TO 16-17 |
|-----------|-------------------------------------|-------------------------------------|---------------------------|-----------------------------|-----------------------------|-------------------------------|
| JULY | \$ 115,811 | \$ 30,999 | \$ - | \$ 30,999 | \$ 31,195 | -0.63% |
| AUGUST | 115,051 | 30,999 | - | 30,999 | 30,641 | 1.17% |
| SEPTEMBER | 110,731 | 30,999 | - | 30,999 | 30,641 | 1.17% |
| OCTOBER | 119,938 | 30,999 | - | 30,999 | 30,641 | 1.17% |
| NOVEMBER | 115,430 | 30,999 | - | 30,999 | 30,641 | 1.17% |
| DECEMBER | 118,450 | 30,999 | - | 30,999 | 30,641 | 1.17% |
| JANUARY | 115,510 | 30,999 | - | 30,999 | 30,641 | 1.17% |
| FEBRUARY | 115,660 | 30,999 | - | 30,999 | 30,641 | 1.17% |
| MARCH | 111,982 | 30,999 | - | 30,999 | 30,641 | 1.17% |
| APRIL | - | - | - | - | 30,641 | -100.00% |
| MAY | - | - | - | - | 30,999 | -100.00% |
| JUNE | - | - | - | - | 30,999 | -100.00% |
| TOTALS | \$ 1,038,563 | \$ 278,991 | \$ - | \$ 278,991 | \$ 368,962 | -24.38% |

NOTE:

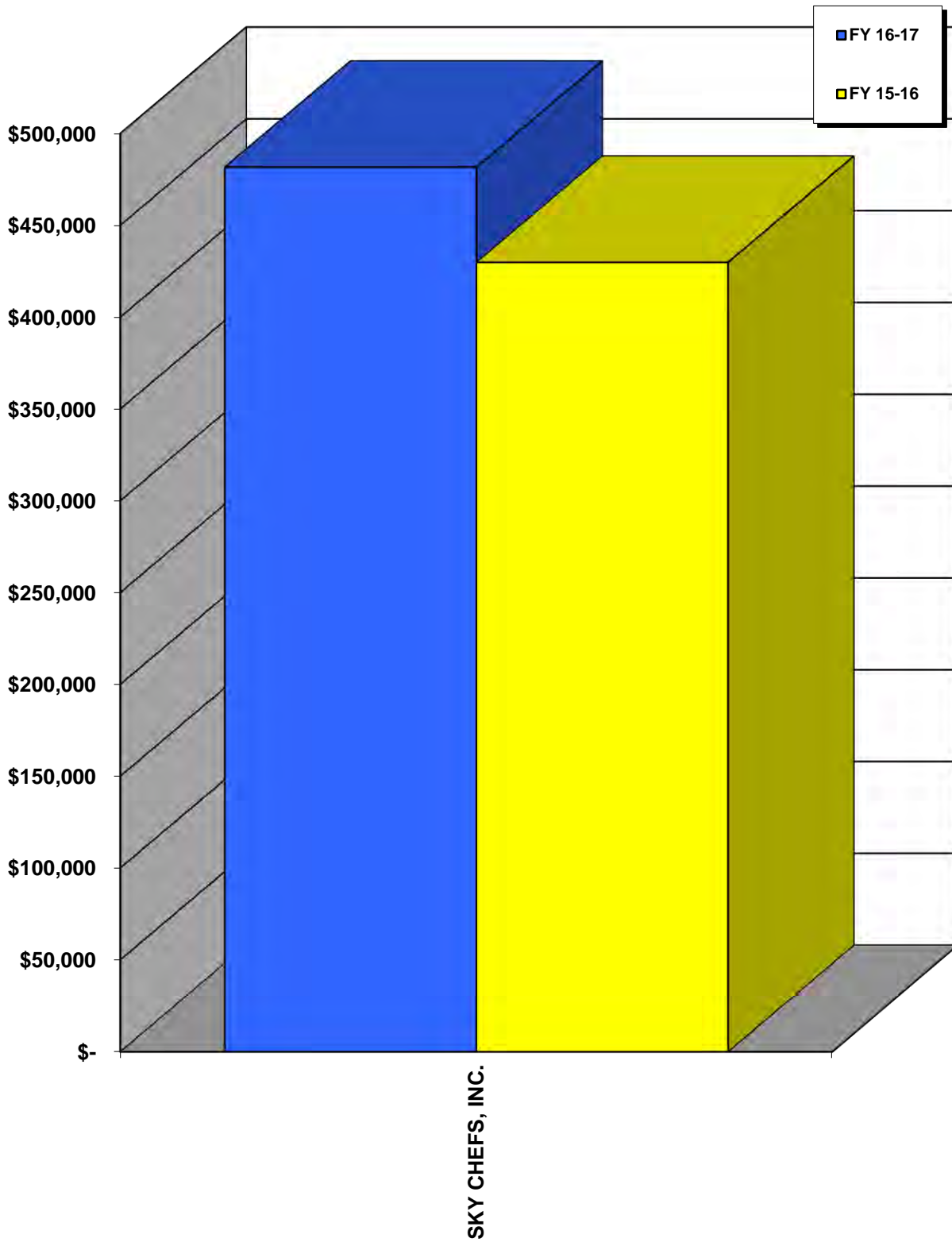
a - Effective May 2016, greater of annual minimum guarantee of \$371,987 or 25% of gross receipts.

b - Lease terminated March 31, 2017.

IN-FLIGHT FOOD SERVICE



IN-FLIGHT FOOD SERVICE SUMMARY



SKY CHEFS, INC.
IN-FLIGHT FOOD SERVICE
 UPON WRITTEN NOTICE

| 16-17 | MONTHLY GROSS RECEIPTS | MINIMUM RENT OR 6% GROSS (a) | LATE / PENALTY FEES |
|-----------|------------------------------|------------------------------------|---------------------------|
| JULY | \$ 675,139 | \$ 40,508 | \$ - |
| AUGUST | 692,648 | 41,559 | - |
| SEPTEMBER | 663,896 | 39,834 | - |
| OCTOBER | 699,291 | 41,957 | - |
| NOVEMBER | 640,918 | 38,455 | - |
| DECEMBER | 651,979 | 39,119 | - |
| JANUARY | 659,578 | 39,575 | - |
| FEBRUARY | 646,321 | 38,779 | - |
| MARCH | 699,843 | 41,991 | - |
| APRIL | 670,141 | 40,208 | - |
| MAY | 675,714 | 40,543 | - |
| JUNE | 650,450 | 39,027 | - |
| TOTALS | \$ 8,025,918 | \$ 481,555 | \$ - |

| 16-17 | 16-17 MONTHLY REVENUE | 15-16 MONTHLY REVENUE | % CHANGE 15-16 TO 16-17 |
|-----------|-----------------------------|-----------------------------|-------------------------------|
| JULY | \$ 40,508 | \$ 31,550 | 28.39% |
| AUGUST | 41,559 | 32,832 | 26.58% |
| SEPTEMBER | 39,834 | 31,632 | 25.93% |
| OCTOBER | 41,957 | 33,111 | 26.72% |
| NOVEMBER | 38,455 | 33,147 | 16.01% |
| DECEMBER | 39,119 | 33,596 | 16.44% |
| JANUARY | 39,575 | 35,481 | 11.54% |
| FEBRUARY | 38,779 | 34,422 | 12.66% |
| MARCH | 41,991 | 39,007 | 7.65% |
| APRIL | 40,208 | 40,777 | -1.40% |
| MAY | 40,543 | 41,569 | -2.47% |
| JUNE | 39,027 | 42,635 | -8.46% |
| TOTALS | \$ 481,555 | \$ 429,759 | 12.05% |

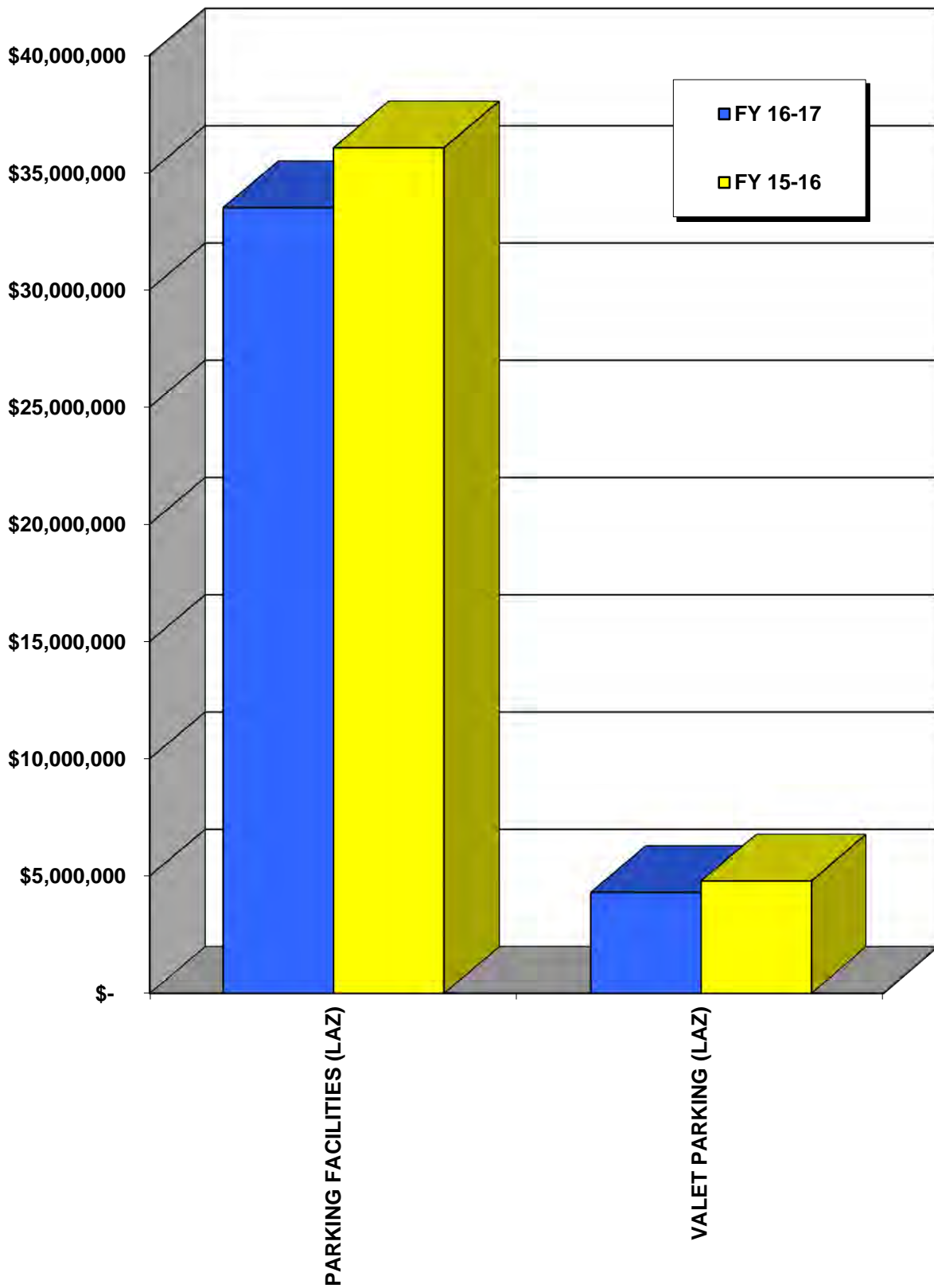
NOTE:

a - Greater of monthly minimum of \$125 or 6% of monthly in-flight food service gross receipts.

PARKING



PARKING SUMMARY



PARKING SUMMARY FOR FY 2016-2017

| REVENUE TYPE | | 16-17 REVENUE | LATE / PENALTY FEES | 16-17 TOTAL REVENUE | 15-16 TOTAL REVENUE | % CHANGE 15-16 TO 16-17 |
|--------------------------|-----|------------------|---------------------------|---------------------------|---------------------------|-------------------------------|
| PARKING FACILITIES (LAZ) | (a) | \$ 33,489,083 | \$ - | \$ 33,489,083 | \$ 36,044,029 | -7.09% |
| VALET PARKING (LAZ) | | 4,294,862 | - | 4,294,862 | 4,782,116 | -10.19% |
| TOTALS | | \$ 37,783,945 | \$ - | \$ 37,783,945 | \$ 40,826,145 | -7.45% |

NOTE:

a - Includes Legislator parking revenue adjustments to increase revenue reported in the 2015-2016 Revenue Report.

PM 1121-400-28 (a)
PM 1121-400-26 (b)

OPERATING AGREEMENT - PARKING FACILITIES
LAZ PARKING CALIFORNIA, LLC
OPERATING AGREEMENT EXPIRES 4/30/2020

| | OFF AIRPORT (c) | TERMINAL (d) | | | |
|-----------|----------------------------------|--|--|--|----------------------------------|
| | MAIN STREET GROSS RECEIPTS | NORTHWEST GARAGE GROSS RECEIPTS | NORTHEAST GARAGE GROSS RECEIPTS | SOUTHEAST GARAGE GROSS RECEIPTS | STRUCTURE C GROSS RECEIPTS |
| | | | | | |
| 16-17 | | | | | |
| JULY | \$ 309,037 | \$ 626,424 | \$ 491,495 | \$ 646,076 | \$ 589,598 |
| AUGUST | 321,747 | 660,304 | 498,686 | 713,908 | 665,620 |
| SEPTEMBER | 308,050 | 677,856 | 562,573 | 728,469 | 716,571 |
| OCTOBER | 312,566 | 689,797 | 572,671 | 738,774 | 725,373 |
| NOVEMBER | 279,336 | 590,021 | 461,792 | 654,374 | 638,260 |
| DECEMBER | 251,861 | 521,715 | 432,825 | 616,705 | 582,467 |
| JANUARY | 209,579 | 578,058 | 404,859 | 609,309 | 574,718 |
| FEBRUARY | 193,515 | 560,141 | 428,142 | 583,799 | 585,763 |
| MARCH | 221,889 | 683,300 | 514,423 | 698,972 | 663,652 |
| APRIL | 241,451 | 644,453 | 507,224 | 650,029 | 633,269 |
| MAY | 252,350 | 671,069 | 573,152 | 672,242 | 631,496 |
| JUNE | 250,432 | 660,433 | 521,637 | 701,207 | 623,264 |
| TOTALS | \$ 3,151,813 | \$ 7,563,571 | \$ 5,969,479 | \$ 8,013,864 | \$ 7,630,051 |

| 16-17 | EMPLOYEE PARKING GROSS RECEIPTS (e) | PARKING INVOICE GROSS RECEIPTS | 16-17 MONTHLY REVENUE (f) | 15-16 MONTHLY REVENUE (g) | % CHANGE 15-16 TO 16-17 |
|-----------|--|---|---------------------------------|---------------------------------|-------------------------------|
| | | | | | |
| | | | | | |
| JULY | \$ 124,220 | \$ 558 | \$ 2,787,408 | \$ 3,045,279 | -8.47% |
| AUGUST | 107,220 | 563 | 2,968,048 | 3,105,872 | -4.44% |
| SEPTEMBER | 58,400 | 488 | 3,052,407 | 3,061,634 | -0.30% |
| OCTOBER | 110,120 | 467 | 3,149,768 | 3,470,694 | -9.25% |
| NOVEMBER | 122,400 | 662 | 2,746,845 | 2,982,794 | -7.91% |
| DECEMBER | 74,795 | 1,366 | 2,481,734 | 2,555,435 | -2.88% |
| JANUARY | 144,220 | 1,662 | 2,522,405 | 2,757,278 | -8.52% |
| FEBRUARY | 75,035 | 384 | 2,426,779 | 2,744,657 | -11.58% |
| MARCH | 122,895 | 626 | 2,905,757 | 2,973,417 | -2.28% |
| APRIL | 98,325 | 394 | 2,775,145 | 3,069,469 | -9.59% |
| MAY | 40,070 | 140 | 2,840,519 | 3,261,715 | -12.91% |
| JUNE | 74,675 | 620 | 2,832,268 | 3,015,785 | -6.09% |
| TOTALS | \$ 1,152,375 | \$ 7,930 | \$ 33,489,083 | \$ 36,044,029 | -7.09% |

NOTE:

- a - Operating Agreement effective May 1, 2017.
- b - Operating Agreement with Parking Concepts, Inc. terminated April 30, 2017.
- c - Parking rate is \$2/hr. Maximum rate per day is \$14.
- d - Parking rate is \$2/hr. Maximum rate per day is \$20.
- e - Includes \$850 in Legislator parking.
- f - Includes \$30,660,877 of parking revenue paid via credit cards.
- g - Includes Legislator parking revenue adjustments to increase revenue reported in the 2015-2016 Revenue Report.

PM 1121-400-28 (a), (d)
 PM 1121-400-24 (b)


*OPERATING AGREEMENT - VALET PARKING
 LAZ PARKING CALIFORNIA, LLC
 OPERATING AGREEMENT EXPIRES 4/30/2020*

| 16-17 | MONTHLY PARKING REVENUE (c) | MONTHLY CAR WASH REVENUE | 16-17 MONTHLY REVENUE | 15-16 MONTHLY REVENUE | % CHANGE 15-16 TO 16-17 |
|-----------|-----------------------------------|--------------------------------|-----------------------------|-----------------------------|-------------------------------|
| JULY | \$ 314,195 | \$ 16,821 | \$ 331,016 | \$ 387,676 | -14.62% |
| AUGUST | 351,770 | 18,808 | 370,578 | 396,979 | -6.65% |
| SEPTEMBER | 384,625 | 19,455 | 404,080 | 422,791 | -4.43% |
| OCTOBER | 385,901 | 19,499 | 405,400 | 483,561 | -16.16% |
| NOVEMBER | 336,622 | 17,154 | 353,776 | 396,698 | -10.82% |
| DECEMBER | 292,541 | 11,660 | 304,201 | 328,972 | -7.53% |
| JANUARY | 305,780 | 9,730 | 315,510 | 350,796 | -10.06% |
| FEBRUARY | 306,290 | 10,052 | 316,342 | 385,685 | -17.98% |
| MARCH | 371,290 | 21,530 | 392,820 | 401,441 | -2.15% |
| APRIL | 328,600 | 19,966 | 348,566 | 401,821 | -13.25% |
| MAY | 360,006 | 22,540 | 382,546 | 438,875 | -12.83% |
| JUNE | 346,435 | 23,592 | 370,027 | 386,821 | -4.34% |
| TOTALS | \$ 4,084,055 | \$ 210,807 | \$ 4,294,862 | \$ 4,782,116 | -10.19% |

NOTE:

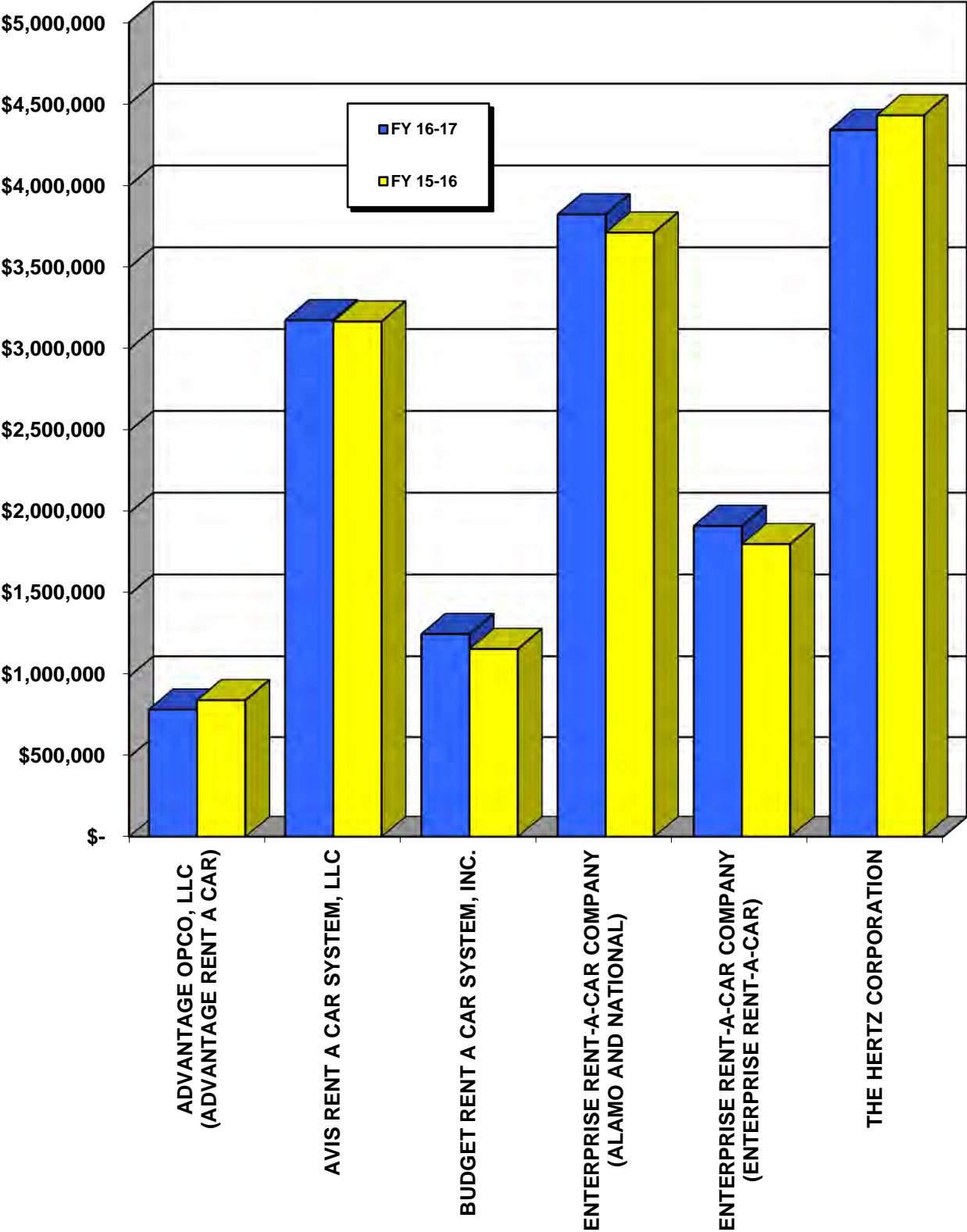
- a - Operating Agreement effective May 1, 2017.
- b - Operating Agreement with Parking Concepts, Inc. terminated April 30, 2017.
- c - Rate per day at \$30 and \$10 per hour for subsequent 24 hour periods up to \$30 daily.
- d - The operator fee is 32.5% of valet parking revenue collected and 92% of valet car wash revenue collected.

RENTAL CAR CONCESSIONS



RENTAL CAR
CONCESSIONS

ON AIRPORT RENTAL CAR SUMMARY



*RENTAL CAR SUMMARY FOR FY 2016-2017
ON AIRPORT*

| LESSEE | 16-17 GROSS RECEIPTS | MINIMUM RENT OR 10% GROSS | READY CAR PARKING | LATE / PENALTY FEES | 16-17 TOTAL REVENUE | 15-16 TOTAL REVENUE | % CHANGE 15-16 TO 16-17 |
|---|----------------------------|---------------------------------|-------------------------|---------------------------|---------------------------|---------------------------|-------------------------------|
| ADVANTAGE OPCO, LLC (ADVANTAGE RENT A CAR) | \$ 4,372,868 | \$ 750,000 | \$ 48,132 | \$ 160 | \$ 798,292 | \$ 855,777 | -6.72% |
| AVIS RENT A CAR SYSTEM, LLC | 25,620,939 | 2,875,296 | 303,519 | - | 3,178,815 | 3,170,902 | 0.25% |
| BUDGET RENT A CAR SYSTEM, INC. ENTERPRISE RENT-A-CAR COMPANY (ALAMO AND NATIONAL) | 11,832,567 37,165,164 | 1,183,256 3,716,516 | 60,672 109,284 | 16,402 - | 1,260,330 3,825,800 | 1,168,713 3,713,894 | 7.84% 3.01% |
| ENTERPRISE RENT-A-CAR COMPANY (ENTERPRISE RENT-A-CAR) | 18,151,526 | 1,815,153 | 106,392 | - | 1,921,545 | 1,810,308 | 6.14% |
| THE HERTZ CORPORATION | 37,052,291 | 4,010,004 | 331,933 | - | 4,341,937 | 4,431,198 | -2.01% |
| TOTALS | \$ 134,195,355 | \$ 14,350,225 | \$ 959,932 | \$ 16,562 | \$ 15,326,719 | \$ 15,150,792 | 1.16% |

ADVANTAGE OPCO, LLC
dba ADVANTAGE RENT A CAR
LEASE AGREEMENT- RENTAL CAR CONCESSION

LEASE EXPIRES 11/30/2018

| 16-17 | MONTHLY GROSS RECEIPTS | MINIMUM RENT OR 10% GROSS (a) | READY CAR PARKING (b) | LATE / PENALTY FEES |
|---------------|------------------------------|-------------------------------------|--------------------------|---------------------------|
| JULY | \$ 673,435 | \$ 62,500 | \$ 4,011 | \$ 160 |
| AUGUST | 676,825 | 62,500 | 4,011 | - |
| SEPTEMBER | 412,576 | 62,500 | 4,011 | - |
| OCTOBER | 350,705 | 62,500 | 4,011 | - |
| NOVEMBER | 241,691 | 62,500 | 4,011 | - |
| DECEMBER | 266,295 | 62,500 | 4,011 | - |
| JANUARY | 298,693 | 62,500 | 4,011 | - |
| FEBRUARY | 230,701 | 62,500 | 4,011 | - |
| MARCH | 237,063 | 62,500 | 4,011 | - |
| APRIL | 298,471 | 62,500 | 4,011 | - |
| MAY | 342,252 | 62,500 | 4,011 | - |
| JUNE | 344,161 | 62,500 | 4,011 | - |
| TOTALS | \$ 4,372,868 | \$ 750,000 | \$ 48,132 | \$ 160 |

| 16-17 | 16-17 MONTHLY REVENUE | 15-16 MONTHLY REVENUE | % CHANGE 15-16 TO 16-17 |
|---------------|-----------------------------|-----------------------------|-------------------------------|
| JULY | \$ 66,671 | \$ 71,977 | -7.37% |
| AUGUST | 66,511 | 71,738 | -7.29% |
| SEPTEMBER | 66,511 | 73,191 | -9.13% |
| OCTOBER | 66,511 | 71,977 | -7.59% |
| NOVEMBER | 66,511 | 71,977 | -7.59% |
| DECEMBER | 66,511 | 72,150 | -7.82% |
| JANUARY | 66,511 | 71,911 | -7.51% |
| FEBRUARY | 66,511 | 72,391 | -8.12% |
| MARCH | 66,511 | 71,911 | -7.51% |
| APRIL | 66,511 | 71,911 | -7.51% |
| MAY | 66,511 | 67,972 | -2.15% |
| JUNE | 66,511 | 66,671 | -0.24% |
| TOTALS | \$ 798,292 | \$ 855,777 | -6.72% |

NOTE:

a - Greater of minimum annual guarantee of \$750,000 or 10% of gross receipts.

b - Ready Car Parking: Effective May 2016, 15,428 sf at \$0.26/sf for East Parking Structure.

c - Lease effective December 1, 2013.

AVIS RENT A CAR SYSTEM, LLC
LEASE AGREEMENT- RENTAL CAR CONCESSION

LEASE EXPIRES 11/30/2018

| 16-17 | MONTHLY GROSS RECEIPTS | MINIMUM RENT OR 10% GROSS (a) | READY CAR PARKING (b) | LATE / PENALTY FEES |
|---------------|------------------------------|-------------------------------------|--------------------------|---------------------------|
| JULY | \$ 2,706,663 | \$ 239,608 | \$ 24,823 | \$ - |
| AUGUST | 3,178,171 | 239,608 | 24,823 | - |
| SEPTEMBER | 2,296,436 | 239,608 | 24,823 | - |
| OCTOBER | 2,371,854 | 239,608 | 24,823 | - |
| NOVEMBER | 1,750,424 | 239,608 | 24,823 | - |
| DECEMBER | 1,741,569 | 239,608 | 24,823 | - |
| JANUARY | 1,868,318 | 239,608 | 24,823 | - |
| FEBRUARY | 1,879,259 | 239,608 | 24,823 | - |
| MARCH | 2,122,498 | 239,608 | 24,823 | - |
| APRIL | 1,980,357 | 239,608 | 24,823 | - |
| MAY | 1,799,230 | 239,608 | 24,823 | - |
| JUNE | 1,926,160 | 239,608 | 30,466 | - |
| TOTALS | \$ 25,620,939 | \$ 2,875,296 | \$ 303,519 | \$ - |

| 16-17 | 16-17 MONTHLY REVENUE | 15-16 MONTHLY REVENUE | % CHANGE 15-16 TO 16-17 |
|---------------|-----------------------------|-----------------------------|-------------------------------|
| JULY | \$ 264,431 | \$ 263,977 | 0.17% |
| AUGUST | 264,431 | 263,977 | 0.17% |
| SEPTEMBER | 264,431 | 263,977 | 0.17% |
| OCTOBER | 264,431 | 263,977 | 0.17% |
| NOVEMBER | 264,431 | 263,977 | 0.17% |
| DECEMBER | 264,431 | 264,431 | 0.00% |
| JANUARY | 264,431 | 264,431 | 0.00% |
| FEBRUARY | 264,431 | 264,431 | 0.00% |
| MARCH | 264,431 | 264,431 | 0.00% |
| APRIL | 264,431 | 264,431 | 0.00% |
| MAY | 264,431 | 264,431 | 0.00% |
| JUNE | 270,074 | 264,431 | 2.13% |
| TOTALS | \$ 3,178,815 | \$ 3,170,902 | 0.25% |

NOTE:

a - Greater of minimum annual guarantee of \$2,875,300 or 10% of gross receipts.

b - Ready Car Parking: Effective December 2015, 34,099 sf at \$0.26/sf for East Parking Structure, 19,188 sf at \$0.54/sf for Parking Structure C, and 10,362 sf at \$0.54/sf for South Rental Car Parking Lot; effective June 2017, 34,099 sf at \$0.26/sf for East Parking Structure, 40,000 sf at \$0.54/sf for Main Street Parking Lot.

c - Lease effective December 1, 2013.

BUDGET RENT A CAR SYSTEM, INC.
LEASE AGREEMENT- RENTAL CAR CONCESSION

LEASE EXPIRES 11/30/2018

| 16-17 | MONTHLY GROSS RECEIPTS | MINIMUM RENT OR 10% GROSS (a) | READY CAR PARKING (b) | LATE / PENALTY FEES |
|-----------|------------------------------|-------------------------------------|--------------------------|---------------------------|
| JULY | \$ 1,023,916 | \$ 102,392 | \$ 5,056 | \$ 5,428 |
| AUGUST | 928,113 | 92,811 | 5,056 | 1,340 |
| SEPTEMBER | 702,426 | 70,243 | 5,056 | 3,304 |
| OCTOBER | 912,370 | 91,237 | 5,056 | 176 |
| NOVEMBER | 917,874 | 91,787 | 5,056 | - |
| DECEMBER | 1,018,464 | 101,846 | 5,056 | 1,154 |
| JANUARY | 1,138,818 | 113,882 | 5,056 | - |
| FEBRUARY | 1,011,349 | 101,135 | 5,056 | 5,000 |
| MARCH | 1,164,720 | 116,472 | 5,056 | - |
| APRIL | 1,002,994 | 100,299 | 5,056 | - |
| MAY | 882,764 | 88,276 | 5,056 | - |
| JUNE | 1,128,759 | 112,876 | 5,056 | - |
| TOTALS | \$ 11,832,567 | \$ 1,183,256 | \$ 60,672 | \$ 16,402 |

| 16-17 | 16-17 MONTHLY REVENUE | 15-16 MONTHLY REVENUE | % CHANGE 15-16 TO 16-17 |
|-----------|-----------------------------|-----------------------------|-------------------------------|
| JULY | \$ 112,876 | \$ 122,401 | -7.78% |
| AUGUST | 99,207 | 124,223 | -20.14% |
| SEPTEMBER | 78,603 | 80,793 | -2.71% |
| OCTOBER | 96,469 | 93,175 | 3.54% |
| NOVEMBER | 96,843 | 89,673 | 8.00% |
| DECEMBER | 108,056 | 79,332 | 36.21% |
| JANUARY | 118,938 | 93,787 | 26.82% |
| FEBRUARY | 111,191 | 92,013 | 20.84% |
| MARCH | 121,528 | 114,671 | 5.98% |
| APRIL | 105,355 | 104,337 | 0.98% |
| MAY | 93,332 | 86,400 | 8.02% |
| JUNE | 117,932 | 87,908 | 34.15% |
| TOTALS | \$ 1,260,330 | \$ 1,168,713 | 7.84% |

NOTE:

a - Greater of minimum annual guarantee of \$981,942 or 10% of gross receipts.

b - Ready Car Parking: Effective December 2015, 19,448 sf at \$0.26/sf for East Parking Structure.

c - Lease effective December 1, 2013.

*ENTERPRISE RENT-A-CAR COMPANY OF LOS ANGELES, LLC
dba ALAMO RENT A CAR AND NATIONAL CAR RENTAL
LEASE AGREEMENT - RENTAL CAR CONCESSION*

LEASE EXPIRES 11/30/2018

| 16-17 | MONTHLY | MINIMUM | READY CAR PARKING (b) | LATE / |
|---------------|----------------------|--------------------------|--------------------------|-----------------|
| | GROSS RECEIPTS | RENT OR 10% GROSS (a) | | PENALTY FEES |
| JULY | \$ 3,479,289 | \$ 347,929 | \$ 9,107 | \$ - |
| AUGUST | 3,719,598 | 371,960 | 9,107 | - |
| SEPTEMBER | 3,091,633 | 309,163 | 9,107 | - |
| OCTOBER | 3,192,382 | 319,238 | 9,107 | - |
| NOVEMBER | 2,746,263 | 274,626 | 9,107 | - |
| DECEMBER | 2,650,130 | 265,013 | 9,107 | - |
| JANUARY | 2,933,776 | 293,378 | 9,107 | - |
| FEBRUARY | 2,797,844 | 279,784 | 9,107 | - |
| MARCH | 3,423,478 | 342,348 | 9,107 | - |
| APRIL | 3,079,435 | 307,944 | 9,107 | - |
| MAY | 2,925,045 | 292,504 | 9,107 | - |
| JUNE | 3,126,291 | 312,629 | 9,107 | - |
| TOTALS | \$ 37,165,164 | \$ 3,716,516 | \$ 109,284 | \$ - |

| 16-17 | 16-17 | 15-16 | % CHANGE |
|---------------|---------------------|---------------------|-------------------|
| | MONTHLY REVENUE | MONTHLY REVENUE | 15-16 TO 16-17 |
| JULY | \$ 357,036 | \$ 331,623 | 7.66% |
| AUGUST | 381,067 | 352,968 | 7.96% |
| SEPTEMBER | 318,270 | 268,452 | 18.56% |
| OCTOBER | 328,345 | 310,918 | 5.61% |
| NOVEMBER | 283,733 | 274,179 | 3.48% |
| DECEMBER | 274,120 | 268,838 | 1.96% |
| JANUARY | 302,485 | 309,142 | -2.15% |
| FEBRUARY | 288,891 | 299,168 | -3.44% |
| MARCH | 351,455 | 352,568 | -0.32% |
| APRIL | 317,051 | 325,338 | -2.55% |
| MAY | 301,611 | 306,752 | -1.68% |
| JUNE | 321,736 | 313,948 | 2.48% |
| TOTALS | \$ 3,825,800 | \$ 3,713,894 | 3.01% |

NOTE:

- a - Greater of minimum annual guarantee of \$3,002,382 or 10% of gross receipts.
- b - Ready Car Parking: Effective December 2015, 35,027 sf at \$0.26/sf for East Parking Structure.
- c - Lease effective December 1, 2013.

ENTERPRISE RENT-A-CAR COMPANY OF LOS ANGELES, LLC
dba ENTERPRISE RENT-A-CAR
LEASE AGREEMENT- RENTAL CAR CONCESSION

LEASE EXPIRES 11/30/2018

| 16-17 | MONTHLY GROSS RECEIPTS | MINIMUM RENT OR 10% GROSS (a) | READY CAR PARKING (b) | LATE / PENALTY FEES |
|-----------|------------------------------|-------------------------------------|--------------------------|---------------------------|
| JULY | \$ 1,730,514 | \$ 173,051 | \$ 6,616 | \$ - |
| AUGUST | 1,842,678 | 184,268 | 6,616 | - |
| SEPTEMBER | 1,398,718 | 139,872 | 6,616 | - |
| OCTOBER | 1,426,563 | 142,656 | 6,616 | - |
| NOVEMBER | 1,355,355 | 135,536 | 6,616 | - |
| DECEMBER | 1,319,660 | 131,966 | 6,616 | - |
| JANUARY | 1,389,909 | 138,991 | 6,616 | - |
| FEBRUARY | 1,373,346 | 137,335 | 6,616 | - |
| MARCH | 1,636,670 | 163,667 | 6,616 | - |
| APRIL | 1,564,142 | 156,414 | 6,616 | - |
| MAY | 1,525,747 | 152,575 | 6,616 | - |
| JUNE | 1,588,224 | 158,822 | 33,616 | - |
| TOTALS | \$ 18,151,526 | \$ 1,815,153 | \$ 106,392 | \$ - |

| 16-17 | 16-17 MONTHLY REVENUE | 15-16 MONTHLY REVENUE | % CHANGE 15-16 TO 16-17 |
|-----------|-----------------------------|-----------------------------|-------------------------------|
| JULY | \$ 179,667 | \$ 153,001 | 17.43% |
| AUGUST | 190,884 | 153,001 | 24.76% |
| SEPTEMBER | 146,488 | 153,198 | -4.38% |
| OCTOBER | 149,272 | 153,001 | -2.44% |
| NOVEMBER | 142,152 | 153,001 | -7.09% |
| DECEMBER | 138,582 | 126,219 | 9.79% |
| JANUARY | 145,607 | 146,677 | -0.73% |
| FEBRUARY | 143,951 | 140,478 | 2.47% |
| MARCH | 170,283 | 157,667 | 8.00% |
| APRIL | 163,030 | 160,335 | 1.68% |
| MAY | 159,191 | 158,421 | 0.49% |
| JUNE | 192,438 | 155,309 | 23.91% |
| TOTALS | \$ 1,921,545 | \$ 1,810,308 | 6.14% |

NOTE:

a - Greater of minimum annual guarantee of \$1,758,152 or 10% of gross receipts.

b - Effective December 2015, ready car rate is \$0.26/sf for 25,445 sf for East Parking Structure; effective June 2017, 25,445 sf at \$0.26/sf for East Parking Structure, 50,000 sf at \$0.54/sf for Main Street Parking Lot.

c - Lease effective December 1, 2013.

THE HERTZ CORPORATION
LEASE AGREEMENT- RENTAL CAR CONCESSION

LEASE EXPIRES 11/30/2018

| 16-17 | ATLANTIC AVIATION FBO GROSS RECEIPTS | SIGNATURE FLIGHT SUPPORT/ACI FBO GROSS RECEIPTS (d) | HERTZ TERMINAL GROSS RECEIPTS | DOLLAR TERMINAL GROSS RECEIPTS | MONTHLY GROSS RECEIPTS | MINIMUM RENT OR 10% GROSS (a) |
|---------------|--|---|-------------------------------------|--------------------------------------|------------------------------|-------------------------------------|
| JULY | \$ 14,571 | \$ 12,373 | \$ 2,932,629 | \$ 740,622 | \$ 3,700,195 | \$ 334,167 |
| AUGUST | 17,926 | 13,388 | 3,163,439 | 765,334 | 3,960,087 | 334,167 |
| SEPTEMBER | 10,495 | 12,729 | 2,423,151 | 556,536 | 3,002,911 | 334,167 |
| OCTOBER | 9,039 | 6,714 | 2,658,931 | 543,418 | 3,218,102 | 334,167 |
| NOVEMBER | 12,116 | 12,580 | 2,266,229 | 439,760 | 2,730,685 | 334,167 |
| DECEMBER | 6,888 | 14,622 | 2,172,133 | 444,431 | 2,638,074 | 334,167 |
| JANUARY | 9,773 | 17,280 | 2,301,512 | 485,556 | 2,814,121 | 334,167 |
| FEBRUARY | 10,252 | 3,895 | 2,140,563 | 406,828 | 2,561,538 | 334,167 |
| MARCH | 17,302 | 9,916 | 2,694,826 | 599,925 | 3,321,969 | 334,167 |
| APRIL | 21,583 | 6,116 | 2,414,711 | 676,914 | 3,119,324 | 334,167 |
| MAY | 14,492 | 4,945 | 2,230,788 | 628,132 | 2,878,357 | 334,167 |
| JUNE | 14,326 | 5,914 | 2,524,634 | 562,054 | 3,106,928 | 334,167 |
| TOTALS | \$ 158,763 | \$ 120,472 | \$ 29,923,546 | \$ 6,849,510 | \$ 37,052,291 | \$ 4,010,004 |

| 16-17 | READY CAR PARKING (b) | LATE / PENALTY FEES | 16-17 MONTHLY REVENUE | 15-16 MONTHLY REVENUE | % CHANGE 15-16 TO 16-17 |
|---------------|--------------------------|---------------------------|-----------------------------|-----------------------------|-------------------------------|
| JULY | \$ 27,691 | \$ - | \$ 361,858 | \$ 432,114 | -16.26% |
| AUGUST | 27,691 | - | 361,858 | 456,741 | -20.77% |
| SEPTEMBER | 27,691 | - | 361,858 | 327,455 | 10.51% |
| OCTOBER | 27,691 | - | 361,858 | 365,035 | -0.87% |
| NOVEMBER | 27,691 | - | 361,858 | 316,847 | 14.21% |
| DECEMBER | 27,691 | - | 361,858 | 361,858 | 0.00% |
| JANUARY | 27,691 | - | 361,858 | 361,858 | 0.00% |
| FEBRUARY | 27,691 | - | 361,858 | 361,858 | 0.00% |
| MARCH | 27,691 | - | 361,858 | 361,858 | 0.00% |
| APRIL | 27,691 | - | 361,858 | 361,858 | 0.00% |
| MAY | 27,691 | - | 361,858 | 361,858 | 0.00% |
| JUNE | 27,332 | - | 361,499 | 361,858 | -0.10% |
| TOTALS | \$ 331,933 | \$ - | \$ 4,341,937 | \$ 4,431,198 | -2.01% |

NOTE:

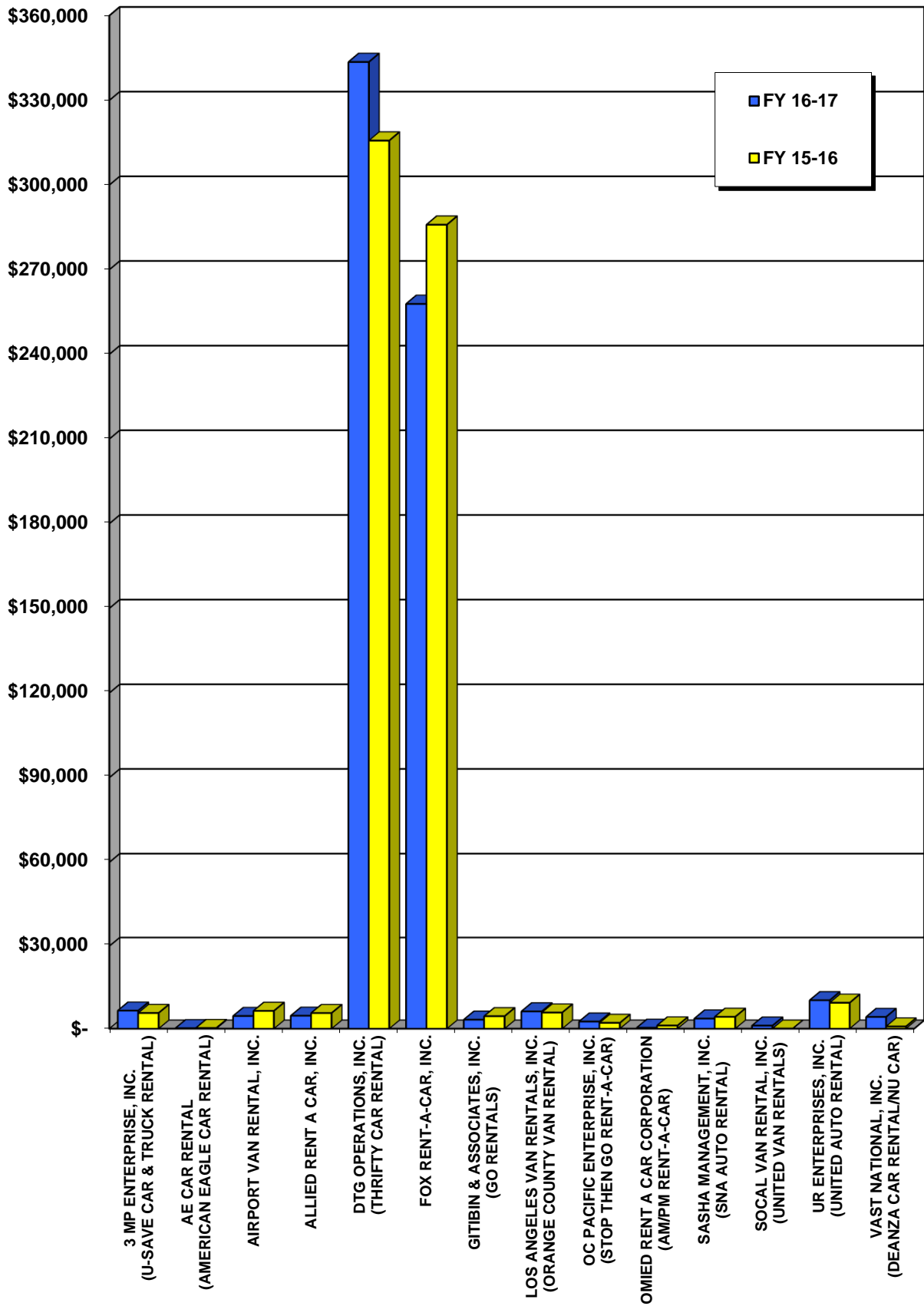
a - Greater of minimum annual guarantee of \$4,010,000 or 10% of gross receipts.

b - Ready Car Parking: Effective December 2015, 42,816 sf at \$0.26/sf for East Parking Structure and 30,665 sf at \$0.54/sf for South Rental Car Parking Lot; effective June 2017, 42,816 sf at \$0.26/sf for East Parking Structure and 30,000 sf at \$0.54/sf for Main Street Parking Lot.

c - Lease effective December 1, 2013.

d - Signature Flight Support's lease terminated on March 31, 2017, and Aviation Consultants' lease effective on April 1, 2017.

OFF AIRPORT RENTAL CAR SUMMARY



*RENTAL CAR SUMMARY FOR FY 2016-17
OFF AIRPORT*

| LICENSEE | 16-17 GROSS RECEIPTS | MONTHLY REVENUE 9% GROSS (a) | LATE / PENALTY FEES | 16-17 TOTAL REVENUE | 15-16 TOTAL REVENUE | % CHANGE 15-16 TO 16-17 |
|---|----------------------------|------------------------------------|---------------------------|---------------------------|---------------------------|-------------------------------|
| 3 MP ENTERPRISE, INC. (U-SAVE CAR & TRUCK RENTAL) | \$ 72,712 | \$ 6,543 | \$ - | \$ 6,543 | \$ 5,683 | 15.13% |
| AE CAR RENTAL (AMERICAN EAGLE CAR RENTAL) | 1,819 | 164 | - | 164 | 227 | -27.75% |
| AIRPORT VAN RENTAL, INC. | 42,730 | 3,847 | 743 | 4,590 | 6,451 | -28.85% |
| ALLIED RENT A CAR, INC. | 52,051 | 4,686 | - | 4,686 | 5,663 | -17.25% |
| DTG OPERATIONS, INC. (THRIFTY CAR RENTAL) | 3,817,241 | 343,552 | - | 343,552 | 315,702 | 8.82% |
| FOX RENT-A-CAR, INC. | 2,813,329 | 253,199 | 4,636 | 257,835 | 285,896 | -9.82% |
| GITIBIN & ASSOCIATES, INC. (GO RENTALS) | 36,194 | 3,258 | - | 3,258 | 4,514 | -27.82% |
| LOS ANGELES VAN RENTALS, INC. (ORANGE COUNTY VAN RENTAL) | 68,340 | 6,150 | 113 | 6,263 | 5,844 | 7.17% |
| OC PACIFIC ENTERPRISE, INC. (STOP THEN GO RENT-A-CAR) | 28,506 | 2,567 | - | 2,567 | 2,095 | 22.53% |
| OMIED RENT A CAR CORPORATION (AM/PM RENT-A-CAR) | 3,530 | 319 | - | 319 | 1,134 | -71.87% |
| SASHA MANAGEMENT, INC. (SNA AUTO RENTAL) | 37,246 | 3,352 | 308 | 3,660 | 4,285 | -14.59% |
| SOCAL VAN RENTAL, INC. (UNITED VAN RENTALS) | 12,101 | 1,089 | - | 1,089 | 24 | 4437.50% |
| UR ENTERPRISES, INC. (UNITED AUTO RENTAL) | 114,597 | 10,314 | - | 10,314 | 9,385 | 9.90% |
| VAST NATIONAL, INC. (DEANZA CAR RENTAL/NU CAR) | 36,296 | 3,634 | 614 | 4,248 | 787 | 439.77% |
| TOTALS | \$ 7,136,692 | \$ 642,674 | \$ 6,414 | \$ 649,088 | \$ 647,690 | 0.22% |

NOTE:

a - Licensees paid 9% of gross receipts unless otherwise noted in the individual schedules.

3 MP ENTERPRISE, INC.
dba U-SAVE CAR & TRUCK RENTAL
OFF AIRPORT RENTAL CAR LICENSE

LICENSE EXPIRES 09/17/2018

| 16-17 | MONTHLY GROSS RECEIPTS | MONTHLY REVENUE 9% GROSS | LATE / PENALTY FEES | 16-17 MONTHLY REVENUE | 15-16 MONTHLY REVENUE | % CHANGE 15-16 TO 16-17 |
|---------------|------------------------------|--------------------------------|---------------------------|-----------------------------|-----------------------------|-------------------------------|
| JULY | \$ 12,412 | \$ 1,117 | \$ - | \$ 1,117 | \$ 1,049 | 6.48% |
| AUGUST | 7,237 | 651 | - | 651 | 421 | 54.63% |
| SEPTEMBER | 4,437 | 399 | - | 399 | 509 | -21.61% |
| OCTOBER | 6,605 | 594 | - | 594 | 387 | 53.49% |
| NOVEMBER | 6,381 | 574 | - | 574 | 363 | 58.13% |
| DECEMBER | 4,052 | 365 | - | 365 | 352 | 3.69% |
| JANUARY | 4,969 | 447 | - | 447 | 436 | 2.52% |
| FEBRUARY | 4,435 | 399 | - | 399 | 441 | -9.52% |
| MARCH | 3,830 | 345 | - | 345 | 508 | -32.09% |
| APRIL | 5,533 | 498 | - | 498 | 300 | 66.00% |
| MAY | 5,720 | 515 | - | 515 | 489 | 5.32% |
| JUNE | 7,101 | 639 | - | 639 | 428 | 49.30% |
| TOTALS | \$ 72,712 | \$ 6,543 | \$ - | \$ 6,543 | \$ 5,683 | 15.13% |

NOTE:

a - License effective September 18, 2013.

PM 1121-296-66 (a)

AE CAR RENTAL
dba AMERICAN EAGLE CAR RENTAL
OFF AIRPORT RENTAL CAR LICENSE
LICENSE EXPIRES 01/30/2018

| 16-17 | MONTHLY GROSS RECEIPTS | MONTHLY REVENUE 9% GROSS | LATE / PENALTY FEES | 16-17 MONTHLY REVENUE | 15-16 MONTHLY REVENUE | % CHANGE 15-16 TO 16-17 |
|-----------|------------------------------|--------------------------------|---------------------------|-----------------------------|-----------------------------|-------------------------------|
| JULY | \$ 340 | \$ 31 | - | \$ 31 | \$ 18 | 72.22% |
| AUGUST | 235 | 21 | - | 21 | 43 | -51.16% |
| SEPTEMBER | 140 | 13 | - | 13 | 5 | 160.00% |
| OCTOBER | 180 | 16 | - | 16 | 9 | 77.78% |
| NOVEMBER | 595 | 54 | - | 54 | 14 | 285.71% |
| DECEMBER | 70 | 6 | - | 6 | 45 | -86.67% |
| JANUARY | 37 | 3 | - | 3 | 9 | -66.67% |
| FEBRUARY | 40 | 4 | - | 4 | 23 | -82.61% |
| MARCH | 72 | 6 | - | 6 | 20 | -70.00% |
| APRIL | 35 | 3 | - | 3 | 7 | -57.14% |
| MAY | 35 | 3 | - | 3 | 10 | -70.00% |
| JUNE | 40 | 4 | - | 4 | 24 | -83.33% |
| TOTALS | \$ 1,819 | \$ 164 | - | \$ 164 | \$ 227 | -27.75% |

NOTE:

a - License effective January 31, 2013.

AIRPORT VAN RENTAL, INC.
OFF AIRPORT RENTAL CAR LICENSE

LICENSE EXPIRES 07/07/2018

| 16-17 | MONTHLY GROSS RECEIPTS | MONTHLY REVENUE 9% GROSS | LATE / PENALTY FEES | 16-17 MONTHLY REVENUE | 15-16 MONTHLY REVENUE | % CHANGE 15-16 TO 16-17 |
|-----------|------------------------------|--------------------------------|---------------------------|-----------------------------|-----------------------------|-------------------------------|
| JULY | \$ 3,928 | \$ 354 | \$ 116 | \$ 470 | \$ 826 | -43.10% |
| AUGUST | 3,531 | 318 | 105 | 423 | 671 | -36.96% |
| SEPTEMBER | 3,141 | 283 | 105 | 388 | 507 | -23.47% |
| OCTOBER | 3,003 | 270 | - | 270 | 537 | -49.72% |
| NOVEMBER | 2,959 | 266 | - | 266 | 751 | -64.58% |
| DECEMBER | 2,417 | 218 | - | 218 | 596 | -63.42% |
| JANUARY | 3,411 | 307 | 104 | 411 | 475 | -13.47% |
| FEBRUARY | 3,996 | 360 | - | 360 | 446 | -19.28% |
| MARCH | 3,583 | 322 | 208 | 530 | 365 | 45.21% |
| APRIL | 3,396 | 306 | 105 | 411 | 475 | -13.47% |
| MAY | 3,788 | 341 | - | 341 | 345 | -1.16% |
| JUNE | 5,577 | 502 | - | 502 | 457 | 9.85% |
| TOTALS | \$ 42,730 | \$ 3,847 | \$ 743 | \$ 4,590 | \$ 6,451 | -28.85% |

NOTE:

a - License effective July 8, 2013.

ALLIED RENT A CAR, INC.
OFF AIRPORT RENTAL CAR LICENSE
LICENSE EXPIRES 07/12/2017

| 16-17 | MONTHLY GROSS RECEIPTS | MONTHLY REVENUE 9% GROSS | LATE / PENALTY FEES | 16-17 MONTHLY REVENUE | 15-16 MONTHLY REVENUE | % CHANGE 15-16 TO 16-17 |
|-----------|------------------------------|--------------------------------|---------------------------|-----------------------------|-----------------------------|-------------------------------|
| JULY | \$ 5,343 | \$ 481 | - | \$ 481 | \$ 808 | -40.47% |
| AUGUST | 4,521 | 407 | - | 407 | 667 | -38.98% |
| SEPTEMBER | 4,563 | 411 | - | 411 | 429 | -4.20% |
| OCTOBER | 4,554 | 410 | - | 410 | 484 | -15.29% |
| NOVEMBER | 4,130 | 372 | - | 372 | 661 | -43.72% |
| DECEMBER | 5,977 | 538 | - | 538 | 425 | 26.59% |
| JANUARY | 4,312 | 388 | - | 388 | 464 | -16.38% |
| FEBRUARY | 3,404 | 306 | - | 306 | 336 | -8.93% |
| MARCH | 3,840 | 346 | - | 346 | 367 | -5.72% |
| APRIL | 3,458 | 311 | - | 311 | 344 | -9.59% |
| MAY | 3,795 | 342 | - | 342 | 332 | 3.01% |
| JUNE | 4,154 | 374 | - | 374 | 346 | 8.09% |
| TOTALS | \$ 52,051 | \$ 4,686 | - | \$ 4,686 | \$ 5,663 | -17.25% |

NOTE:

a - License effective July 13, 2012.

DTG OPERATIONS, INC.
dba THRIFTY CAR RENTAL
OFF AIRPORT RENTAL CAR LICENSE
LICENSE EXPIRES 04/14/2019

| 16-17 | MONTHLY GROSS RECEIPTS | MONTHLY REVENUE 9% GROSS | LATE / PENALTY FEES | 16-17 MONTHLY REVENUE | 15-16 MONTHLY REVENUE | % CHANGE 15-16 TO 16-17 |
|-----------|------------------------------|--------------------------------|---------------------------|-----------------------------|-----------------------------|-------------------------------|
| JULY | \$ 394,542 | \$ 35,509 | \$ - | \$ 35,509 | \$ 30,375 | 16.90% |
| AUGUST | 426,702 | 38,403 | - | 38,403 | 29,963 | 28.17% |
| SEPTEMBER | 311,776 | 28,060 | - | 28,060 | 16,441 | 70.67% |
| OCTOBER | 286,779 | 25,810 | - | 25,810 | 20,591 | 25.35% |
| NOVEMBER | 279,580 | 25,162 | - | 25,162 | 21,114 | 19.17% |
| DECEMBER | 243,010 | 21,871 | - | 21,871 | 22,733 | -3.79% |
| JANUARY | 264,712 | 23,824 | - | 23,824 | 25,152 | -5.28% |
| FEBRUARY | 263,210 | 23,689 | - | 23,689 | 22,931 | 3.31% |
| MARCH | 307,376 | 27,664 | - | 27,664 | 29,103 | -4.94% |
| APRIL | 353,565 | 31,821 | - | 31,821 | 34,263 | -7.13% |
| MAY | 361,794 | 32,561 | - | 32,561 | 30,338 | 7.33% |
| JUNE | 324,195 | 29,178 | - | 29,178 | 32,698 | -10.77% |
| TOTALS | \$ 3,817,241 | \$ 343,552 | \$ - | \$ 343,552 | \$ 315,702 | 8.82% |

NOTE:

a - License effective April 15, 2014.

FOX RENT-A-CAR, INC.
OFF AIRPORT RENTAL CAR LICENSE

LICENSE EXPIRES 12/09/2017

| 16-17 | MONTHLY GROSS RECEIPTS | MONTHLY REVENUE 9% GROSS | LATE / PENALTY FEES | 16-17 MONTHLY REVENUE | 15-16 MONTHLY REVENUE | % CHANGE 15-16 TO 16-17 |
|-----------|------------------------------|--------------------------------|---------------------------|-----------------------------|-----------------------------|-------------------------------|
| JULY | \$ 294,329 | \$ 26,490 | \$ 365 | \$ 26,855 | \$ 23,372 | 14.90% |
| AUGUST | 278,809 | 25,093 | - | 25,093 | 28,056 | -10.56% |
| SEPTEMBER | 220,947 | 19,885 | - | 19,885 | 19,318 | 2.94% |
| OCTOBER | 248,559 | 22,370 | - | 22,370 | 23,282 | -3.92% |
| NOVEMBER | 194,115 | 17,470 | 398 | 17,868 | 21,291 | -16.08% |
| DECEMBER | 191,485 | 17,234 | - | 17,234 | 17,976 | -4.13% |
| JANUARY | 209,893 | 18,890 | 1,476 | 20,366 | 21,793 | -6.55% |
| FEBRUARY | 202,231 | 18,201 | - | 18,201 | 24,517 | -25.76% |
| MARCH | 262,096 | 23,589 | 900 | 24,489 | 33,775 | -27.49% |
| APRIL | 234,035 | 21,063 | - | 21,063 | 27,994 | -24.76% |
| MAY | 219,105 | 19,719 | 373 | 20,092 | 26,874 | -25.24% |
| JUNE | 257,725 | 23,195 | 1,124 | 24,319 | 17,648 | 37.80% |
| TOTALS | \$ 2,813,329 | \$ 253,199 | \$ 4,636 | \$ 257,835 | \$ 285,896 | -9.82% |

NOTE:

a - License effective December 10, 2012.

GITIBIN & ASSOCIATES, INC.
dba GO RENTALS
OFF AIRPORT RENTAL CAR LICENSE
LICENSE EXPIRES 03/31/2021

| 16-17 | MONTHLY GROSS RECEIPTS | MONTHLY REVENUE 9% GROSS | LATE / PENALTY FEES | 16-17 MONTHLY REVENUE | 15-16 MONTHLY REVENUE | % CHANGE 15-16 TO 16-17 |
|-----------|------------------------------|--------------------------------|---------------------------|-----------------------------|-----------------------------|-------------------------------|
| JULY | \$ 5,160 | \$ 464 | \$ - | \$ 464 | \$ 499 | -7.01% |
| AUGUST | 3,242 | 292 | - | 292 | 405 | -27.90% |
| SEPTEMBER | 6,597 | 594 | - | 594 | 512 | 16.02% |
| OCTOBER | 3,127 | 281 | - | 281 | 149 | 88.59% |
| NOVEMBER | 610 | 55 | - | 55 | 165 | -66.67% |
| DECEMBER | 2,240 | 202 | - | 202 | 135 | 49.63% |
| JANUARY | 2,351 | 212 | - | 212 | 1,207 | -82.44% |
| FEBRUARY | 3,524 | 317 | - | 317 | - | N/A |
| MARCH | 2,651 | 239 | - | 239 | 149 | 60.40% |
| APRIL | 2,800 | 252 | - | 252 | 407 | -38.08% |
| MAY | 2,200 | 198 | - | 198 | 314 | -36.94% |
| JUNE | 1,692 | 152 | - | 152 | 572 | -73.43% |
| TOTALS | \$ 36,194 | \$ 3,258 | \$ - | \$ 3,258 | \$ 4,514 | -27.82% |

NOTE:

a - License effective April 1, 2016.

*LOS ANGELES VAN RENTALS, INC.
dba ORANGE COUNTY VAN RENTAL
OFF AIRPORT RENTAL CAR LICENSE*

LICENSE EXPIRES 08/28/2018

| 16-17 | MONTHLY GROSS RECEIPTS | MONTHLY REVENUE 9% GROSS | LATE / PENALTY FEES | 16-17 MONTHLY REVENUE | 15-16 MONTHLY REVENUE | % CHANGE 15-16 TO 16-17 |
|-----------|------------------------------|--------------------------------|---------------------------|-----------------------------|-----------------------------|-------------------------------|
| JULY | \$ 14,917 | \$ 1,342 | \$ - | \$ 1,342 | \$ 792 | 69.44% |
| AUGUST | 8,621 | 776 | - | 776 | 1,276 | -39.18% |
| SEPTEMBER | 1,718 | 155 | - | 155 | 99 | 56.57% |
| OCTOBER | 2,093 | 188 | - | 188 | 379 | -50.40% |
| NOVEMBER | 2,722 | 245 | - | 245 | 254 | -3.54% |
| DECEMBER | 4,325 | 389 | - | 389 | 103 | 277.67% |
| JANUARY | 3,549 | 319 | - | 319 | 72 | 343.06% |
| FEBRUARY | 2,317 | 209 | - | 209 | 442 | -52.71% |
| MARCH | 9,844 | 886 | - | 886 | 564 | 57.09% |
| APRIL | 9,085 | 818 | - | 818 | 536 | 52.61% |
| MAY | 3,834 | 345 | 113 | 458 | 847 | -45.93% |
| JUNE | 5,315 | 478 | - | 478 | 480 | -0.42% |
| TOTALS | \$ 68,340 | \$ 6,150 | \$ 113 | \$ 6,263 | \$ 5,844 | 7.17% |

NOTE:

a - License effective August 29, 2013.

*OC PACIFIC ENTERPRISE, INC.
dba STOP THEN GO RENT-A-CAR
OFF AIRPORT RENTAL CAR LICENSE*

LICENSE EXPIRES 03/07/2021

| 16-17 | MONTHLY GROSS RECEIPTS | MONTHLY REVENUE 9% GROSS | LATE / PENALTY FEES | 16-17 MONTHLY REVENUE | 15-16 MONTHLY REVENUE | % CHANGE 15-16 TO 16-17 |
|-----------|------------------------------|--------------------------------|---------------------------|-----------------------------|-----------------------------|-------------------------------|
| JULY | \$ 4,420 | \$ 398 | - | \$ 398 | \$ 208 | 91.35% |
| AUGUST | 5,937 | 534 | - | 534 | 221 | 141.63% |
| SEPTEMBER | 2,748 | 247 | - | 247 | 90 | 174.44% |
| OCTOBER | 1,395 | 126 | - | 126 | 96 | 31.25% |
| NOVEMBER | 1,007 | 91 | - | 91 | 68 | 33.82% |
| DECEMBER | 1,996 | 180 | - | 180 | 215 | -16.28% |
| JANUARY | 1,635 | 147 | - | 147 | 223 | -34.08% |
| FEBRUARY | 2,262 | 204 | - | 204 | 225 | -9.33% |
| MARCH | 2,776 | 250 | - | 250 | 245 | 2.04% |
| APRIL | 1,832 | 165 | - | 165 | 109 | 51.38% |
| MAY | 1,425 | 128 | - | 128 | 166 | -22.89% |
| JUNE | 1,073 | 97 | - | 97 | 229 | -57.64% |
| TOTALS | \$ 28,506 | \$ 2,567 | - | \$ 2,567 | \$ 2,095 | 22.53% |

NOTE:

a - License effective March 8, 2016.

PM 1121-296-79 (a)

*OMIED RENT A CAR CORPORATION
dba AM/PM RENT-A-CAR
OFF AIRPORT RENTAL CAR LICENSE
LICENSE TERMINATED 04/01/2017*

| 16-17 | MONTHLY GROSS RECEIPTS | MONTHLY REVENUE 9% GROSS | LATE / PENALTY FEES | 16-17 MONTHLY REVENUE | 15-16 MONTHLY REVENUE | % CHANGE 15-16 TO 16-17 |
|---------------|------------------------------|--------------------------------|---------------------------|-----------------------------|-----------------------------|-------------------------------|
| JULY | \$ 1,054 | \$ 95 | \$ - | \$ 95 | \$ 226 | -57.96% |
| AUGUST | 1,584 | 143 | - | 143 | 364 | -60.71% |
| SEPTEMBER | 420 | 38 | - | 38 | 52 | -26.92% |
| OCTOBER | 44 | 4 | - | 4 | - | 100.00% |
| NOVEMBER | - | - | - | - | 50 | -100.00% |
| DECEMBER | 428 | 39 | - | 39 | 78 | -50.00% |
| JANUARY | - | - | - | - | 46 | -100.00% |
| FEBRUARY | - | - | - | - | 32 | -100.00% |
| MARCH | - | - | - | - | 163 | -100.00% |
| APRIL | - | - | - | - | 51 | -100.00% |
| MAY | - | - | - | - | 39 | -100.00% |
| JUNE | - | - | - | - | 33 | -100.00% |
| TOTALS | \$ 3,530 | \$ 319 | \$ - | \$ 319 | \$ 1,134 | -71.87% |

NOTE:

a - License effective June 14, 2016 and terminated April 1, 2017.

SASHA MANAGEMENT, INC.
dba SNA AUTO RENTAL
OFF AIRPORT RENTAL CAR LICENSE
LICENSE EXPIRES 02/09/2021

| 16-17 | MONTHLY GROSS RECEIPTS | MONTHLY REVENUE 9% GROSS | LATE / PENALTY FEES | 16-17 MONTHLY REVENUE | 15-16 MONTHLY REVENUE | % CHANGE 15-16 TO 16-17 |
|-----------|------------------------------|--------------------------------|---------------------------|-----------------------------|-----------------------------|-------------------------------|
| JULY | \$ 6,240 | \$ 562 | \$ - | \$ 562 | \$ 592 | -5.07% |
| AUGUST | 4,128 | 372 | - | 372 | 393 | -5.34% |
| SEPTEMBER | 2,481 | 223 | - | 223 | 187 | 19.25% |
| OCTOBER | 4,484 | 404 | - | 404 | 287 | 40.77% |
| NOVEMBER | 2,334 | 210 | - | 210 | 272 | -22.79% |
| DECEMBER | 3,797 | 342 | - | 342 | 660 | -48.18% |
| JANUARY | 2,480 | 223 | 102 | 325 | 308 | 5.52% |
| FEBRUARY | 2,535 | 228 | - | 228 | 333 | -31.53% |
| MARCH | 2,924 | 263 | - | 263 | 446 | -41.03% |
| APRIL | 1,105 | 99 | 103 | 202 | 261 | -22.61% |
| MAY | 1,793 | 161 | - | 161 | 347 | -53.60% |
| JUNE | 2,945 | 265 | 103 | 368 | 199 | 84.92% |
| TOTALS | \$ 37,246 | \$ 3,352 | \$ 308 | \$ 3,660 | \$ 4,285 | -14.59% |

NOTE:

a - License effective February 10, 2016.

PM 1121-296-74 (a)

*SOCAL VAN RENTAL, INC.
dba UNITED VAN RENTALS
OFF AIRPORT RENTAL CAR LICENSE*

LICENSE EXPIRES 01/31/2021

| 16-17 | MONTHLY GROSS RECEIPTS | MONTHLY REVENUE 9% GROSS | LATE / PENALTY FEES | 16-17 MONTHLY REVENUE | 15-16 MONTHLY REVENUE | % CHANGE 15-16 TO 16-17 |
|---------------|------------------------------|--------------------------------|---------------------------|-----------------------------|-----------------------------|-------------------------------|
| JULY | \$ 1,981 | \$ 178 | \$ - | \$ 178 | \$ - | N/A |
| AUGUST | 1,075 | 97 | - | 97 | - | N/A |
| SEPTEMBER | 1,306 | 118 | - | 118 | - | N/A |
| OCTOBER | 535 | 48 | - | 48 | - | N/A |
| NOVEMBER | - | - | - | - | - | N/A |
| DECEMBER | 1,018 | 92 | - | 92 | - | N/A |
| JANUARY | 1,068 | 96 | - | 96 | - | N/A |
| FEBRUARY | 1,060 | 95 | - | 95 | - | N/A |
| MARCH | 1,016 | 91 | - | 91 | - | N/A |
| APRIL | - | - | - | - | - | N/A |
| MAY | 1,996 | 180 | - | 180 | 24 | 650.00% |
| JUNE | 1,046 | 94 | - | 94 | - | N/A |
| TOTALS | \$ 12,101 | \$ 1,089 | \$ - | \$ 1,089 | \$ 24 | 4437.50% |

NOTE:

a - License effective February 1, 2016.

UR ENTERPRISES, INC.
dba UNITED AUTO RENTAL
OFF AIRPORT RENTAL CAR LICENSE

LICENSE EXPIRES 01/30/2018

| 16-17 | MONTHLY GROSS RECEIPTS | MONTHLY REVENUE 9% GROSS | LATE / PENALTY FEES | 16-17 MONTHLY REVENUE | 15-16 MONTHLY REVENUE | % CHANGE 15-16 TO 16-17 |
|-----------|------------------------------|--------------------------------|---------------------------|-----------------------------|-----------------------------|-------------------------------|
| JULY | \$ 11,389 | \$ 1,025 | \$ - | \$ 1,025 | \$ 746 | 37.40% |
| AUGUST | 14,144 | 1,273 | - | 1,273 | 1,239 | 2.74% |
| SEPTEMBER | 8,722 | 785 | - | 785 | 614 | 27.85% |
| OCTOBER | 7,667 | 690 | - | 690 | 758 | -8.97% |
| NOVEMBER | 6,100 | 549 | - | 549 | 463 | 18.57% |
| DECEMBER | 6,922 | 623 | - | 623 | 694 | -10.23% |
| JANUARY | 12,078 | 1,087 | - | 1,087 | 866 | 25.52% |
| FEBRUARY | 5,532 | 498 | - | 498 | 823 | -39.49% |
| MARCH | 11,500 | 1,035 | - | 1,035 | 1,039 | -0.38% |
| APRIL | 11,575 | 1,042 | - | 1,042 | 677 | 53.91% |
| MAY | 8,960 | 806 | - | 806 | 810 | -0.49% |
| JUNE | 10,008 | 901 | - | 901 | 656 | 37.35% |
| TOTALS | \$ 114,597 | \$ 10,314 | \$ - | \$ 10,314 | \$ 9,385 | 9.90% |

NOTE:

a - License effective January 31, 2013.

PM 1121-296-78 (a)

VAST NATIONAL, INC.
dba DEANZA CAR RENTAL/NU CAR
OFF AIRPORT RENTAL CAR LICENSE

LICENSE EXPIRES 03/31/2021

| 16-17 | MONTHLY GROSS RECEIPTS | MONTHLY REVENUE 9% GROSS | LATE / PENALTY FEES | 16-17 MONTHLY REVENUE | 15-16 MONTHLY REVENUE | % CHANGE 15-16 TO 16-17 |
|---------------|------------------------------|--------------------------------|---------------------------|-----------------------------|-----------------------------|-------------------------------|
| JULY | \$ 3,997 | \$ 360 | \$ - | \$ 360 | \$ - | N/A |
| AUGUST | 3,782 | 340 | 122 | 462 | - | N/A |
| SEPTEMBER | 4,079 | 367 | - | 367 | - | N/A |
| OCTOBER | 3,940 | 355 | - | 355 | - | N/A |
| NOVEMBER | 3,979 | 358 | - | 358 | - | N/A |
| DECEMBER | 4,045 | 364 | 137 | 501 | - | N/A |
| JANUARY | 2,787 | 251 | 133 | 384 | - | N/A |
| FEBRUARY | 2,116 | 190 | - | 190 | - | N/A |
| MARCH | 2,256 | 203 | - | 203 | - | N/A |
| APRIL | 2,276 | 205 | 110 | 315 | 223 | 41.26% |
| MAY | 3,039 | 274 | - | 274 | 246 | 11.38% |
| JUNE (b) | - | 367 | 112 | 479 | 318 | 50.63% |
| TOTALS | \$ 36,296 | \$ 3,634 | \$ 614 | \$ 4,248 | \$ 787 | 439.77% |

NOTE:

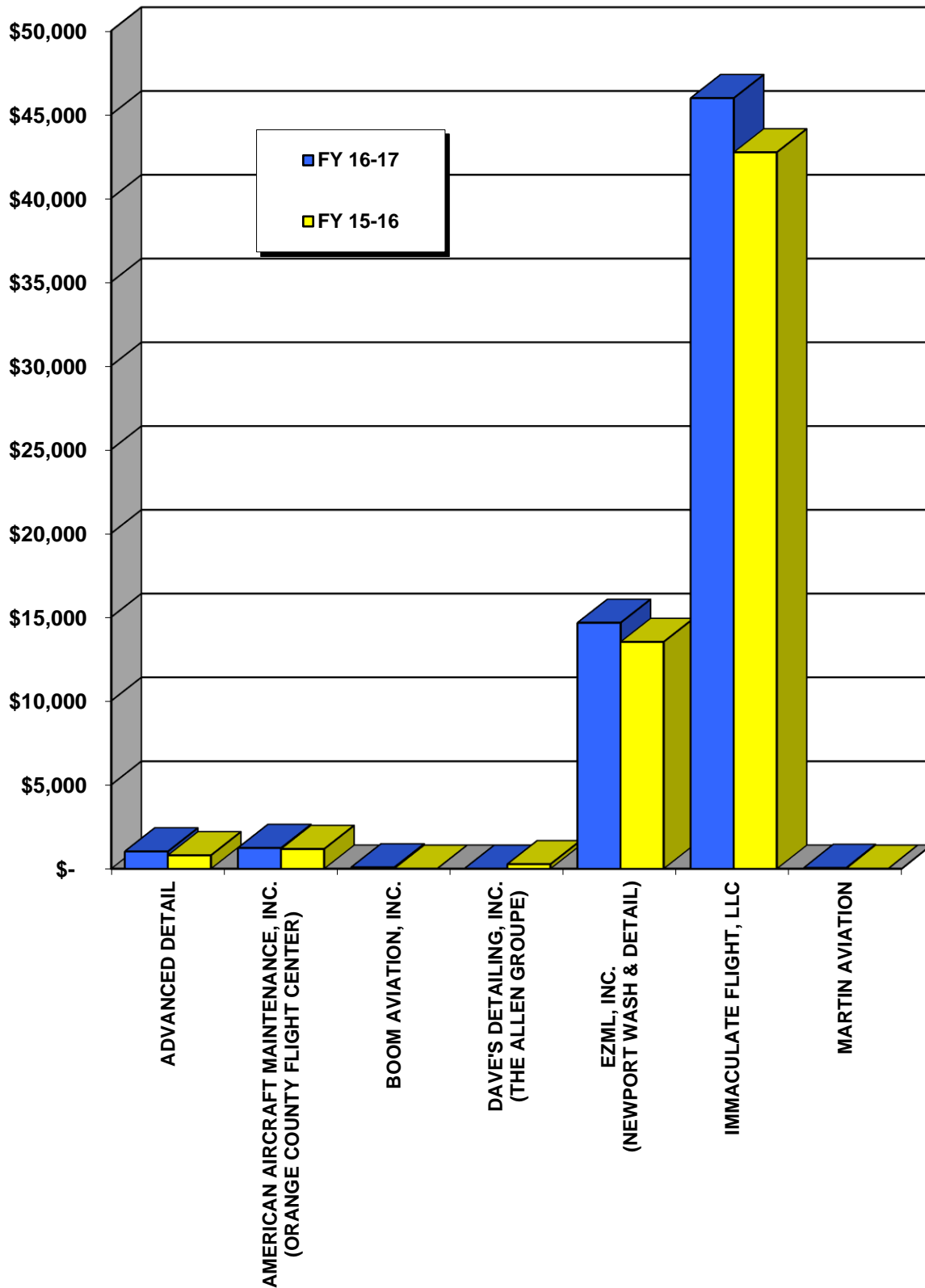
a - License effective April 1, 2016.

b - For gross receipts not available, amount due was calculated based upon average.

WASH AND WAX



WASH AND WAX SUMMARY



WASH & WAX LICENSE SUMMARY FOR FY 2016-2017

| LICENSEE | 16-17 | LATE / | 16-17 | 15-16 | % CHANGE |
|--|-----------|---------|-----------|-----------|----------|
| | REVENUE | PENALTY | TOTAL | TOTAL | 15-16 TO |
| | | FEES | REVENUE | REVENUE | 16-17 |
| ADVANCED DETAIL | \$ 800 | \$ 230 | \$ 1,030 | \$ 800 | 28.75% |
| AMERICAN AIRCRAFT MAINTENANCE, INC. (ORANGE COUNTY FLIGHT CENTER) | 1,134 | 103 | 1,237 | 1,176 | 5.19% |
| BOOM AVIATION, INC. | 83 | - | 83 | - | N/A |
| DAVE'S DETAILING, INC. (THE ALLEN GROUPE) | - | - | - | 273 | -100.00% |
| EZML, INC. (NEWPORT WASH & DETAIL) | 14,656 | - | 14,656 | 13,513 | 8.46% |
| IMMACULATE FLIGHT, LLC | 45,974 | - | 45,974 | 42,739 | 7.57% |
| MARTIN AVIATION | 49 | - | 49 | - | N/A |
| TOTALS | \$ 62,696 | \$ 333 | \$ 63,029 | \$ 58,501 | 7.74% |

ADVANCED DETAIL
WASH & WAX LICENSE
UPON WRITTEN NOTICE

| 16-17 | WASH & WAX GROSS RECEIPTS | REVENUE 15% GROSS OR \$200/QTR | LATE / PENALTY FEES | 16-17 QUARTERLY REVENUE | 15-16 TOTAL REVENUE | % CHANGE 15-16 TO 16-17 |
|---------------|---------------------------------|--------------------------------------|---------------------------|-------------------------------|---------------------------|-------------------------------|
| JUL-SEP | \$ - | \$ 200 | \$ - | \$ 200 | \$ 200 | 0.00% |
| OCT-DEC | - | 200 | 121 | 321 | 200 | 60.50% |
| JAN-MAR | - | 200 | - | 200 | 200 | 0.00% |
| APR-JUN | - | 200 | 109 | 309 | 200 | 54.50% |
| TOTALS | \$ - | \$ 800 | \$ 230 | \$ 1,030 | \$ 800 | 28.75% |

AMERICAN AIRCRAFT MAINTENANCE, INC.
dba ORANGE COUNTY FLIGHT CENTER
 WASH & WAX LICENSE
 UPON WRITTEN NOTICE

| 16-17 | WASH & WAX GROSS RECEIPTS | REVENUE 15% GROSS OR \$200/QTR | LATE / PENALTY FEES | 16-17 QUARTERLY REVENUE | 15-16 TOTAL REVENUE | % CHANGE 15-16 TO 16-17 |
|---------------|---------------------------------|--------------------------------------|---------------------------|-------------------------------|---------------------------|-------------------------------|
| JUL-SEP | \$ 1,990 | \$ 299 | \$ - | \$ 299 | \$ 297 | 0.67% |
| OCT-DEC | 1,825 | \$ 274 | - | 274 | 299 | -8.36% |
| JAN-MAR | 1,825 | 274 | - | 274 | 299 | -8.36% |
| APR-JUN | 1,915 | 287 | 103 | 390 | 281 | 38.79% |
| TOTALS | \$ 7,555 | \$ 1,134 | \$ 103 | \$ 1,237 | \$ 1,176 | 5.19% |

PM 1121-187-38 (a)

BOOM AVIATION, INC.
WASH & WAX LICENSE
UPON WRITTEN NOTICE

| 16-17 | WASH & WAX GROSS RECEIPTS | REVENUE 15% GROSS OR \$200/QTR | LATE / PENALTY FEES | 16-17 QUARTERLY REVENUE | 15-16 TOTAL REVENUE | % CHANGE 15-16 TO 16-17 |
|---------|---------------------------------|--------------------------------------|---------------------------|-------------------------------|---------------------------|-------------------------------|
| JUL-SEP | \$ - | \$ - | \$ - | \$ - | \$ - | N/A |
| OCT-DEC | - | - | - | - | - | N/A |
| JAN-MAR | - | - | - | - | - | N/A |
| APR-JUN | 550 | 83 | - | 83 | - | N/A |
| TOTALS | \$ 550 | \$ 83 | \$ - | \$ 83 | \$ - | N/A |

NOTE:

a - License effective June 30, 2017.

PM 1121-187-35 (a)

DAVE'S DETAILING, INC.
dba THE ALLEN GROUPE
WASH & WAX LICENSE
LICENSE TERMINATED 11/2/2015

| | WASH & WAX | REVENUE | LATE / | 16-17 | 15-16 | % CHANGE |
|---------|------------|--------------|---------|-----------|---------|----------|
| 16-17 | GROSS | 15% GROSS | PENALTY | QUARTERLY | TOTAL | 15-16 TO |
| | RECEIPTS | OR \$200/QTR | FEES | REVENUE | REVENUE | 16-17 |
| JUL-SEP | \$ - | \$ - | \$ - | \$ - | \$ 200 | -100.00% |
| OCT-DEC | - | - | - | - | 73 | -100.00% |
| JAN-MAR | - | - | - | - | - | N/A |
| APR-JUN | - | - | - | - | - | N/A |
| TOTALS | \$ - | \$ - | \$ - | \$ - | \$ 273 | -100.00% |

NOTE:

a - License terminated on November 2, 2015.

EZML, INC.
dba NEWPORT WASH & DETAIL
WASH & WAX LICENSE
 UPON WRITTEN NOTICE

| 16-17 | WASH & WAX | REVENUE | LATE / | 16-17 | 15-16 | % CHANGE |
|---------------|------------------|------------------|-------------|------------------|------------------|--------------|
| | GROSS | 15% GROSS | PENALTY | QUARTERLY | TOTAL | 15-16 TO |
| | RECEIPTS | OR \$200/QTR | FEES | REVENUE | REVENUE | 16-17 |
| JUL-SEP | \$ 28,555 | \$ 4,283 | \$ - | \$ 4,283 | \$ 3,248 | 31.87% |
| OCT-DEC | 24,555 | 3,683 | - | 3,683 | 3,061 | 20.32% |
| JAN-MAR | 25,555 | 3,833 | - | 3,833 | 3,284 | 16.72% |
| APR-JUN | 19,045 | 2,857 | - | 2,857 | 3,920 | -27.12% |
| TOTALS | \$ 97,710 | \$ 14,656 | \$ - | \$ 14,656 | \$ 13,513 | 8.46% |

IMMACULATE FLIGHT, LLC
WASH & WAX LICENSE
 UPON WRITTEN NOTICE

| | WASH & WAX | REVENUE | LATE / | 16-17 | 15-16 | % CHANGE |
|---------|------------|--------------|---------|-----------|-----------|----------|
| 16-17 | GROSS | 15% GROSS | PENALTY | QUARTERLY | TOTAL | 15-16 TO |
| | RECEIPTS | OR \$200/QTR | FEES | REVENUE | REVENUE | 16-17 |
| JUL-SEP | \$ 78,134 | \$ 11,720 | \$ - | \$ 11,720 | \$ 11,748 | -0.24% |
| OCT-DEC | 67,497 | 10,125 | - | 10,125 | 10,472 | -3.31% |
| JAN-MAR | 72,281 | 10,842 | - | 10,842 | 9,707 | 11.69% |
| APR-JUN | 88,582 | 13,287 | - | 13,287 | 10,812 | 22.89% |
| TOTALS | \$ 306,494 | \$ 45,974 | \$ - | \$ 45,974 | \$ 42,739 | 7.57% |

PM 1121-187-37 (a)

MARTIN AVIATION
WASH & WAX LICENSE
 UPON WRITTEN NOTICE

| 16-17 | WASH & WAX GROSS RECEIPTS | REVENUE 15% GROSS OR \$200/QTR | LATE / PENALTY FEES | 16-17 QUARTERLY REVENUE | 15-16 TOTAL REVENUE | % CHANGE 15-16 TO 16-17 |
|---------|---------------------------------|--------------------------------------|---------------------------|-------------------------------|---------------------------|-------------------------------|
| JUL-SEP | \$ - | \$ - | \$ - | \$ - | \$ - | N/A |
| OCT-DEC | - | - | - | - | - | N/A |
| JAN-MAR | - | - | - | - | - | N/A |
| APR-JUN | - | 49 | - | 49 | - | N/A |
| TOTALS | \$ - | \$ 49 | \$ - | \$ 49 | \$ - | N/A |

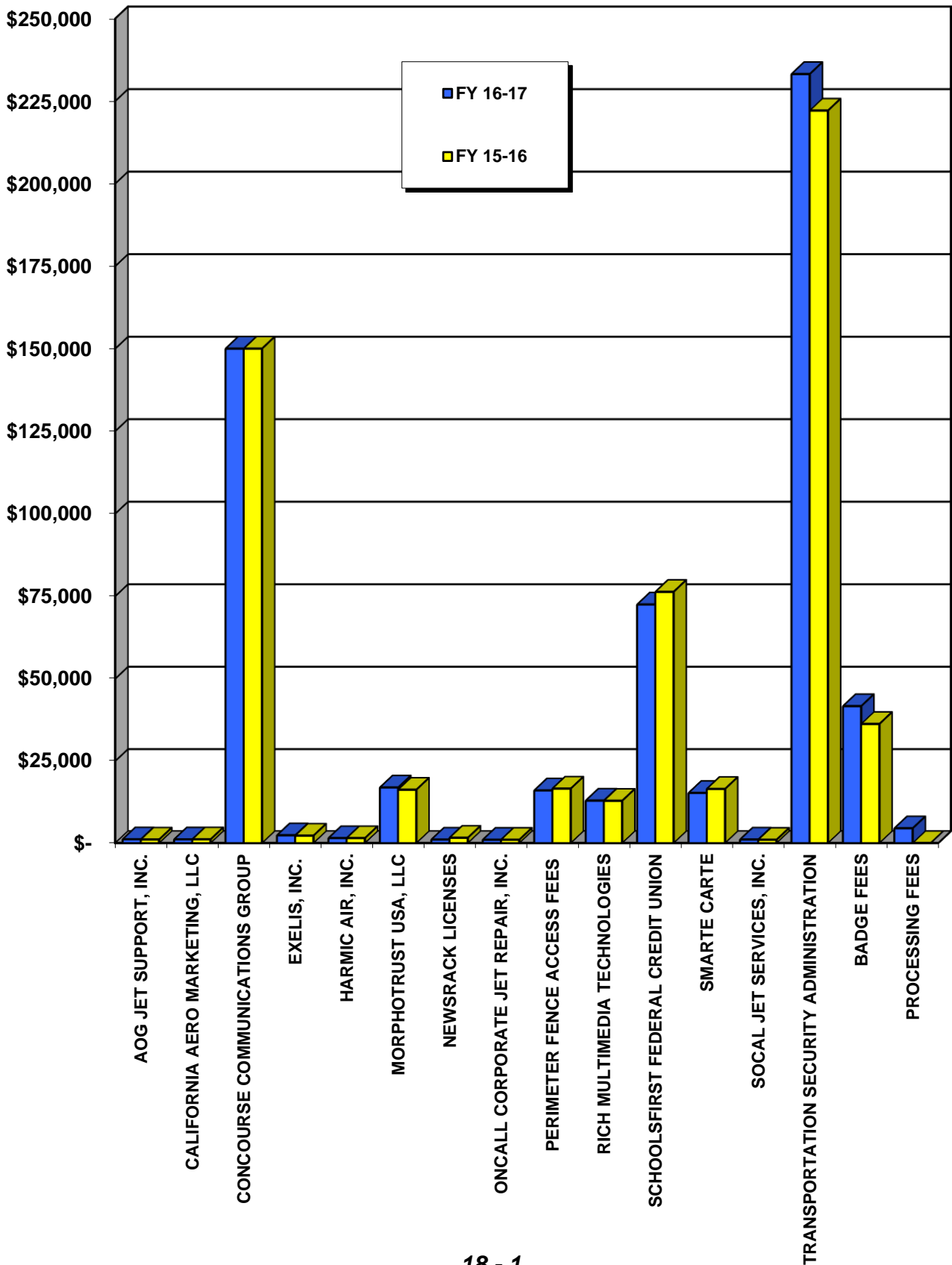
NOTE:

a - License effective June 9, 2017.

MISCELLANEOUS



MISCELLANEOUS SUMMARY



MISCELLANEOUS REVENUE SUMMARY FOR FY 2016-2017

| REVENUE TYPE, LESSEE OR LICENSEE | 16-17 REVENUE | LATE / PENALTY FEES | TOTAL 16-17 REVENUE | TOTAL 15-16 REVENUE | % CHANGE 15-16 TO 16-17 |
|--|------------------|---------------------------|---------------------------|---------------------------|-------------------------------|
| AOG JET SUPPORT, INC. | \$ 1,000 | \$ 137 | \$ 1,137 | \$ 1,076 | 5.67% |
| CALIFORNIA AERO MARKETING, LLC | 1,000 | 115 | 1,115 | 1,130 | -1.33% |
| CONCOURSE COMMUNICATIONS GROUP | 150,000 | - | 150,000 | 150,000 | 0.00% |
| EXELIS, INC. | 2,256 | 103 | 2,359 | 2,256 | 4.57% |
| HARMIC AIR, INC. | 1,500 | - | 1,500 | 1,500 | 0.00% |
| MORPHOTRUST USA, LLC | 16,943 | - | 16,943 | 16,255 | 4.23% |
| NEWSRACK LICENSES | 950 | 103 | 1,053 | 1,607 | -34.47% |
| ONCALL CORPORATE JET REPAIR, INC. | 1,000 | - | 1,000 | 1,000 | 0.00% |
| PERIMETER FENCE ACCESS FEES | 15,735 | 312 | 16,047 | 16,595 | -3.30% |
| RICH MULTIMEDIA TECHNOLOGIES | 12,216 | 722 | 12,938 | 12,880 | 0.45% |
| SCHOOLSFIRST FEDERAL CREDIT UNION | 72,492 | - | 72,492 | 76,308 | -5.00% |
| SMARTE CARTE | 15,281 | - | 15,281 | 16,498 | -7.38% |
| SOCAL JET SERVICES, INC. | 1,000 | 69 | 1,069 | 1,000 | 6.90% |
| TRANSPORTATION SECURITY ADMINISTRATION | 233,187 | - | 233,187 | 222,120 | 4.98% |
| BADGE FEES (a) | 41,684 | - | 41,684 | 36,286 | 14.88% |
| PROCESSING FEES (a),(b) | 4,500 | - | 4,500 | - | 100.00% |
| TOTALS | \$ 570,744 | \$ 1,561 | \$ 572,305 | \$ 556,511 | 2.84% |

NOTE:

a - Individual schedules not included in this report.

b - Processing Fees are charged for staff time expended on contracts and agreements initiated by tenants and other second parties.

AOG JET SUPPORT, INC.
MECHANIC LICENSE
UPON WRITTEN NOTICE

| 16-17 | 16-17 QUARTERLY RENT | LATE / PENALTY FEES | 16-17 TOTAL REVENUE | 15-16 TOTAL REVENUE | % CHANGE 15-16 TO 16-17 |
|---------|----------------------------|---------------------------|---------------------------|---------------------------|-------------------------------|
| JUL-SEP | \$ 250 | \$ - | \$ 250 | \$ 250 | 0.00% |
| OCT-DEC | 250 | 61 | 311 | 250 | 24.40% |
| JAN-MAR | 250 | | 250 | 326 | -23.31% |
| APR-JUN | 250 | 76 | 326 | 250 | 30.40% |
| TOTALS | \$ 1,000 | \$ 137 | \$ 1,137 | \$ 1,076 | 5.67% |

CALIFORNIA AERO MARKETING, LLC
MECHANIC LICENSE
UPON WRITTEN NOTICE

| 16-17 | 16-17 QUARTERLY RENT | LATE / PENALTY FEES | 16-17 TOTAL REVENUE | 15-16 TOTAL REVENUE | % CHANGE 15-16 TO 16-17 |
|---------------|----------------------------|---------------------------|---------------------------|---------------------------|-------------------------------|
| JUL-SEP | \$ 250 | \$ - | \$ 250 | \$ 250 | 0.00% |
| OCT-DEC | 250 | 54 | 304 | 304 | 0.00% |
| JAN-MAR | 250 | 61 | 311 | 250 | 24.40% |
| APR-JUN | 250 | - | 250 | 326 | -23.31% |
| TOTALS | \$ 1,000 | \$ 115 | \$ 1,115 | \$ 1,130 | -1.33% |

*CONCOURSE COMMUNICATIONS GROUP
WIRELESS PUBLIC INTERNET ACCESS AGREEMENT
AGREEMENT EXPIRES 07/31/2021*

| 16-17 | 16-17 MONTHLY RENT (b) | LATE / PENALTY FEES | 16-17 MONTHLY REVENUE | 15-16 MONTHLY REVENUE | % CHANGE 15-16 TO 16-17 |
|---------------|------------------------------|---------------------------|-----------------------------|-----------------------------|-------------------------------|
| JULY | \$ 12,500 | \$ - | \$ 12,500 | \$ 12,500 | 0.00% |
| AUGUST | 12,500 | - | 12,500 | 12,500 | 0.00% |
| SEPTEMBER | 12,500 | - | 12,500 | 12,500 | 0.00% |
| OCTOBER | 12,500 | - | 12,500 | 12,500 | 0.00% |
| NOVEMBER | 12,500 | - | 12,500 | 12,500 | 0.00% |
| DECEMBER | 12,500 | - | 12,500 | 12,500 | 0.00% |
| JANUARY | 12,500 | - | 12,500 | 12,500 | 0.00% |
| FEBRUARY | 12,500 | - | 12,500 | 12,500 | 0.00% |
| MARCH | 12,500 | - | 12,500 | 12,500 | 0.00% |
| APRIL | 12,500 | - | 12,500 | 12,500 | 0.00% |
| MAY | 12,500 | - | 12,500 | 12,500 | 0.00% |
| JUNE | 12,500 | - | 12,500 | 12,500 | 0.00% |
| TOTALS | \$ 150,000 | \$ - | \$ 150,000 | \$ 150,000 | 0.00% |

NOTE:

- a - Agreement effective August 1, 2014.
- b - Annual rent is \$150,000; monthly payment of \$12,500.

EXELIS, INC.
GROUND LICENSE
EXPIRES 07/14/2028

| 16-17 | 16-17 MONTHLY RENT | LATE / PENALTY FEES | 16-17 MONTHLY REVENUE | 15-16 MONTHLY REVENUE | % CHANGE 15-16 TO 16-17 |
|-----------|--------------------------|---------------------------|-----------------------------|-----------------------------|-------------------------------|
| JULY | \$ 188 | \$ - | \$ 188 | \$ 188 | 0.00% |
| AUGUST | 188 | - | 188 | 188 | 0.00% |
| SEPTEMBER | 188 | - | 188 | 188 | 0.00% |
| OCTOBER | 188 | 103 | 291 | 188 | 54.79% |
| NOVEMBER | 188 | - | 188 | 188 | 0.00% |
| DECEMBER | 188 | - | 188 | 188 | 0.00% |
| JANUARY | 188 | - | 188 | 188 | 0.00% |
| FEBRUARY | 188 | - | 188 | 188 | 0.00% |
| MARCH | 188 | - | 188 | 188 | 0.00% |
| APRIL | 188 | - | 188 | 188 | 0.00% |
| MAY | 188 | - | 188 | 188 | 0.00% |
| JUNE | 188 | - | 188 | 188 | 0.00% |
| TOTALS | \$ 2,256 | \$ 103 | \$ 2,359 | \$ 2,256 | 4.57% |

HARMIC AIR, INC.
LICENSE AGREEMENT - TIEDOWN RELATED SERVICES
 UPON WRITTEN NOTICE

| 16-17 | MONTHLY GROSS RECEIPTS | MINIMUM RENT OR 8% GROSS (a) | LATE / PENALTY FEES | 16-17 MONTHLY REVENUE | 15-16 MONTHLY REVENUE | % CHANGE 15-16 TO 16-17 |
|---------------|------------------------------|------------------------------------|---------------------------|-----------------------------|-----------------------------|-------------------------------|
| JULY | \$ 1,135 | \$ 125 | \$ - | \$ 125 | \$ 125 | 0.00% |
| AUGUST | 1,135 | 125 | - | 125 | 125 | 0.00% |
| SEPTEMBER | 1,135 | 125 | - | 125 | 125 | 0.00% |
| OCTOBER | 1,135 | 125 | - | 125 | 125 | 0.00% |
| NOVEMBER | 1,135 | 125 | - | 125 | 125 | 0.00% |
| DECEMBER | 1,135 | 125 | - | 125 | 125 | 0.00% |
| JANUARY | 1,135 | 125 | - | 125 | 125 | 0.00% |
| FEBRUARY | 1,135 | 125 | - | 125 | 125 | 0.00% |
| MARCH | 1,135 | 125 | - | 125 | 125 | 0.00% |
| APRIL | 1,135 | 125 | - | 125 | 125 | 0.00% |
| MAY | 1,135 | 125 | - | 125 | 125 | 0.00% |
| JUNE | 1,135 | 125 | - | 125 | 125 | 0.00% |
| TOTALS | \$ 13,620 | \$ 1,500 | \$ - | \$ 1,500 | \$ 1,500 | 0.00% |

NOTE:

a - Greater of monthly minimum of \$125 or 8% of monthly gross receipts.

MORPHOTRUST USA, LLC

LICENSE

MONTH TO MONTH

| 16-17 | 16-17 MONTHLY RENT (b) | LATE / PENALTY FEES | 16-17 MONTHLY REVENUE | 15-16 MONTHLY REVENUE | % CHANGE 15-16 TO 16-17 |
|-----------|------------------------------|---------------------------|-----------------------------|-----------------------------|-------------------------------|
| JULY | \$ 1,416 | \$ - | \$ 1,416 | \$ 1,349 | 4.97% |
| AUGUST | 1,416 | - | 1,416 | 1,349 | 4.97% |
| SEPTEMBER | 1,416 | - | 1,416 | 1,349 | 4.97% |
| OCTOBER | 1,416 | - | 1,416 | 1,349 | 4.97% |
| NOVEMBER | 1,416 | - | 1,416 | 1,349 | 4.97% |
| DECEMBER | 1,416 | - | 1,416 | 1,349 | 4.97% |
| JANUARY | 1,416 | - | 1,416 | 1,349 | 4.97% |
| FEBRUARY | 1,416 | - | 1,416 | 1,349 | 4.97% |
| MARCH | 1,416 | - | 1,416 | 1,349 | 4.97% |
| APRIL | 1,416 | - | 1,416 | 1,349 | 4.97% |
| MAY | 1,416 | - | 1,416 | 1,349 | 4.97% |
| JUNE | 1,367 | - | 1,367 | 1,416 | -3.46% |
| TOTALS | \$ 16,943 | \$ - | \$ 16,943 | \$ 16,255 | 4.23% |

NOTE:

a - License effective April 10, 2014.

b - Monthly rent of \$1,416 through May 2017. Effective June 2017, monthly rent of \$1,367.

VARIOUS

NEWSRACK LICENSES

| LICENSEE | | 16-17 ANNUAL RENT (a) | LATE / PENALTY FEES | 16-17 TOTAL REVENUE | 15-16 TOTAL REVENUE | % CHANGE 15-16 TO 16-17 |
|---------------------------------|-----|-----------------------------|---------------------------|---------------------------|---------------------------|-------------------------------|
| For Rent | (c) | \$ - | \$ - | \$ - | \$ 200 | -100.00% |
| Los Angeles Times | (d) | 475 | - | 475 | 582 | -18.38% |
| O.C. Register | (d) | 475 | 103 | 578 | 475 | 21.68% |
| The Original Apartment Magazine | (b) | - | - | - | 350 | -100.00% |
| TOTALS | | \$ 950 | \$ 103 | \$ 1,053 | \$ 1,607 | -34.47% |

NOTE:

a - Newsrack licensees pay an annual rent based on a per stand use fee.

b - License terminated on January 31, 2016.

c - License terminated on February 2, 2017.

d - License terminated on March 31, 2017.

ONCALL CORPORATE JET REPAIR, INC.
MECHANIC LICENSE
 UPON WRITTEN NOTICE

| 16-17 | 16-17 QUARTERLY RENT | LATE / PENALTY FEES | 16-17 TOTAL REVENUE | 15-16 TOTAL REVENUE | % CHANGE 15-16 TO 16-17 |
|---------------|----------------------------|---------------------------|---------------------------|---------------------------|-------------------------------|
| JUL-SEP | \$ 250 | \$ - | \$ 250 | \$ 250 | 0.00% |
| OCT-DEC | 250 | - | 250 | 250 | 0.00% |
| JAN-MAR | 250 | - | 250 | 250 | 0.00% |
| APR-JUN | 250 | - | 250 | 250 | 0.00% |
| TOTALS | \$ 1,000 | \$ - | \$ 1,000 | \$ 1,000 | 0.00% |

VARIOUS (a)

PERIMETER FENCE ACCESS FEES

MONTH TO MONTH

| LESSEE | 16-17 | LATE / | 16-17 | 15-16 | % CHANGE |
|--------------------|------------------|---------------|------------------|------------------|---------------|
| | TOTAL | PENALTY | TOTAL | TOTAL | 15-16 TO |
| | REVENUE | FEES | REVENUE | REVENUE | 16-17 |
| Alaska Airlines | \$ 3,147 | \$ - | \$ 3,147 | \$ 3,093 | 1.75% |
| American Airlines | 3,147 | - | 3,147 | 3,093 | 1.75% |
| Delta Airlines | 3,147 | 312 | 3,459 | 3,093 | 11.83% |
| Southwest Airlines | 3,147 | - | 3,147 | 3,093 | 1.75% |
| United Airlines | 3,147 | - | 3,147 | 3,093 | 1.75% |
| U.S. Airways (b) | - | - | - | 1,130 | -100.00% |
| TOTALS | \$ 15,735 | \$ 312 | \$ 16,047 | \$ 16,595 | -3.30% |

NOTE:

a - Effective March 2017, monthly access fee increased from \$260.58 to \$265.48.

b - U.S. Airways' Access Fence license terminated on October 31, 2015.

RICH MULTIMEDIA TECHNOLOGIES
CONTRACT AGREEMENT - PUBLIC PHONE CONCESSION

AGREEMENT EXPIRES 06/02/2018

| 16-17 | MONTHLY GROSS RECEIPTS | MINIMUM RENT OR 20% GROSS (b) | LATE / PENALTY FEES | 16-17 MONTHLY REVENUE | 15-16 MONTHLY REVENUE | % CHANGE 15-16 TO 16-17 |
|-----------|------------------------------|-------------------------------------|---------------------------|-----------------------------|-----------------------------|-------------------------------|
| JULY | \$ - | \$ 1,018 | \$ - | \$ 1,018 | \$ 1,000 | 1.80% |
| AUGUST | 1,000 | 1,018 | 115 | 1,133 | 1,115 | 1.61% |
| SEPTEMBER | 1,000 | 1,018 | - | 1,018 | 1,115 | -8.70% |
| OCTOBER | 1,000 | 1,018 | - | 1,018 | 1,000 | 1.80% |
| NOVEMBER | - | 1,018 | 146 | 1,164 | 1,115 | 4.39% |
| DECEMBER | - | 1,018 | 115 | 1,133 | 1,115 | 1.61% |
| JANUARY | - | 1,018 | 146 | 1,164 | 1,000 | 16.40% |
| FEBRUARY | - | 1,018 | - | 1,018 | 1,115 | -8.70% |
| MARCH | 7,800 | 1,018 | - | 1,018 | 1,115 | -8.70% |
| APRIL | 7,800 | 1,018 | 200 | 1,218 | 1,000 | 21.80% |
| MAY | 7,800 | 1,018 | - | 1,018 | 1,190 | -14.45% |
| JUNE | 7,800 | 1,018 | - | 1,018 | 1,000 | 1.80% |
| TOTALS | \$ 34,200 | \$ 12,216 | \$ 722 | \$ 12,938 | \$ 12,880 | 0.45% |

NOTE:

a - Agreement effective June 3, 2015.

b - Effective July 2016, greater of monthly minimum of \$1,018 or 20% of gross receipts.

*SCHOOLSFIRST FEDERAL CREDIT UNION
AUTOMATED TELLER MACHINE
MONTH TO MONTH*

| 16-17 | TOTAL NUMBER OF TRANSACTIONS | REVENUE TO COUNTY (a) | LATE / PENALTY FEES | 16-17 MONTHLY REVENUE | 15-16 MONTHLY REVENUE | % CHANGE 15-16 TO 16-17 |
|-----------|------------------------------------|-----------------------------|---------------------------|-----------------------------|-----------------------------|-------------------------------|
| JULY | 2,844 | \$ 6,655 | - | \$ 6,655 | \$ 6,820 | -2.42% |
| AUGUST | 2,813 | 6,582 | - | 6,582 | 6,373 | 3.28% |
| SEPTEMBER | 2,648 | 6,196 | - | 6,196 | 6,103 | 1.52% |
| OCTOBER | 2,916 | 6,823 | - | 6,823 | 6,877 | -0.79% |
| NOVEMBER | 2,622 | 6,135 | - | 6,135 | 6,446 | -4.82% |
| DECEMBER | 2,428 | 5,682 | - | 5,682 | 5,812 | -2.24% |
| JANUARY | 2,389 | 5,590 | - | 5,590 | 6,162 | -9.28% |
| FEBRUARY | 2,318 | 5,424 | - | 5,424 | 5,764 | -5.90% |
| MARCH | 2,627 | 6,147 | - | 6,147 | 6,426 | -4.34% |
| APRIL | 2,324 | 5,554 | - | 5,554 | 6,311 | -11.99% |
| MAY | 2,457 | 5,872 | - | 5,872 | 6,559 | -10.47% |
| JUNE | 2,440 | 5,832 | - | 5,832 | 6,655 | -12.37% |
| TOTALS | 30,826 | \$ 72,492 | - | \$ 72,492 | \$ 76,308 | -5.00% |

NOTE:

a - Operator is required to remit \$2.34 per transaction through March 2017. Effective April 2017, fee increased to \$2.39 per transaction.

SMARTE CARTE
OPERATING AGREEMENT-LUGGAGE CART
 AGREEMENT EXPIRES 05/31/2018

| 16-17 | MONTHLY GROSS RECEIPTS | MONTHLY REVENUE % GROSS (b) | LATE / PENALTY FEES | 16-17 MONTHLY REVENUE | 15-16 MONTHLY REVENUE | % CHANGE 15-16 TO 16-17 |
|-----------|------------------------------|-----------------------------------|---------------------------|-----------------------------|-----------------------------|-------------------------------|
| JULY | \$ 23,178 | \$ 1,507 | \$ - | \$ 1,507 | \$ 1,408 | 7.03% |
| AUGUST | 27,405 | 1,781 | - | 1,781 | 1,913 | -6.90% |
| SEPTEMBER | 20,606 | 1,339 | - | 1,339 | 1,169 | 14.54% |
| OCTOBER | 18,279 | 1,188 | - | 1,188 | 1,351 | -12.07% |
| NOVEMBER | 18,327 | 1,191 | - | 1,191 | 1,078 | 10.48% |
| DECEMBER | 22,155 | 1,440 | - | 1,440 | 1,500 | -4.00% |
| JANUARY | 22,195 | 1,443 | - | 1,443 | 1,724 | -16.30% |
| FEBRUARY | 13,417 | 872 | - | 872 | 1,256 | -30.57% |
| MARCH | 16,915 | 1,099 | - | 1,099 | 1,095 | 0.37% |
| APRIL | 15,732 | 1,023 | - | 1,023 | 1,379 | -25.82% |
| MAY | 15,989 | 1,039 | - | 1,039 | 1,267 | -18.00% |
| JUNE | 20,913 | 1,359 | - | 1,359 | 1,358 | 0.07% |
| TOTALS | \$ 235,111 | \$ 15,281 | \$ - | \$ 15,281 | \$ 16,498 | -7.38% |

NOTE:

a - Agreement effective June 1, 2015.

b - Operator is required to remit 6.5% of gross receipts.

SOCAL JET SERVICES, INC.
MECHANIC LICENSE
UPON WRITTEN NOTICE

| 16-17 | 16-17 QUARTERLY RENT | LATE / PENALTY FEES | 16-17 TOTAL REVENUE | 15-16 TOTAL REVENUE | % CHANGE 15-16 TO 16-17 |
|---------------|----------------------------|---------------------------|---------------------------|---------------------------|-------------------------------|
| JUL-SEP | \$ 250 | \$ - | \$ 250 | \$ 250 | 0.00% |
| OCT-DEC | 250 | - | 250 | 250 | 0.00% |
| JAN-MAR | 250 | 69 | 319 | 250 | 27.60% |
| APR-JUN | 250 | - | 250 | 250 | 0.00% |
| TOTALS | \$ 1,000 | \$ 69 | \$ 1,069 | \$ 1,000 | 6.90% |

TRANSPORTATION SECURITY ADMINISTRATION

LEASE EXPIRES 09/30/2018

| 16-17 | 16-17 MONTHLY RENT (a) | LATE / PENALTY FEES | 16-17 MONTHLY REVENUE | 15-16 MONTHLY REVENUE | % CHANGE 15-16 TO 16-17 |
|---------------|------------------------------|---------------------------|-----------------------------|-----------------------------|-------------------------------|
| JULY | \$ 18,731 | \$ - | \$ 18,731 | \$ 17,847 | 4.95% |
| AUGUST | 18,731 | - | 18,731 | 17,847 | 4.95% |
| SEPTEMBER | 18,731 | - | 18,731 | 17,847 | 4.95% |
| OCTOBER | 19,666 | - | 19,666 | 18,731 | 4.99% |
| NOVEMBER | 19,666 | - | 19,666 | 18,731 | 4.99% |
| DECEMBER | 19,666 | - | 19,666 | 18,731 | 4.99% |
| JANUARY | 19,666 | - | 19,666 | 18,731 | 4.99% |
| FEBRUARY | 19,666 | - | 19,666 | 18,731 | 4.99% |
| MARCH | 19,666 | - | 19,666 | 18,731 | 4.99% |
| APRIL | 19,666 | - | 19,666 | 18,731 | 4.99% |
| MAY | 19,666 | - | 19,666 | 18,731 | 4.99% |
| JUNE | 19,666 | - | 19,666 | 18,731 | 4.99% |
| TOTALS | \$ 233,187 | \$ - | \$ 233,187 | \$ 222,120 | 4.98% |

NOTE:

a - Effective October 2016, monthly rent increased from \$18,731 to \$19,666.



John Wayne Airport
3160 Airway Avenue
Costa Mesa, CA 92626-4608