



JOHN WAYNE AIRPORT

REVENUE REPORT
FISCAL YEAR 2015-2016



JOHN WAYNE
AIRPORT
ORANGE COUNTY



REPORT OVERVIEW

This report summarizes revenue from John Wayne Airport operations for Fiscal Year (FY) 2015-2016. Revenue from operations for FY 2014-2015 is also included for comparative purposes. Operational revenue consists of revenue from commercial and commuter airlines, all cargo air service, parking, general aviation, concessionaires and rental car agencies. Non-operational revenue such as interest income, grant funding, and passenger facility charges is not included.

Operational revenue for FY 2015-2016 increased 5.67% from the prior year. The change is primarily attributable to an increase in revenue from commercial airlines, food and beverage, and ground transportation.

This report was prepared on the accrual basis of accounting, unless otherwise noted. Revenue is recognized when earned. The revenue reported is based on actual revenue earned for the fiscal year, whereas the revenue reported in the audited financial statements includes estimates.

TABLE OF CONTENTS



TABLE OF CONTENTS

	Page Number
1. <i>Airport Revenue Summary</i>	
Summary Graph	1-1
Summary Schedule	1-2
2. <i>Advertising</i>	
Summary Graph	2-1
Summary Schedule	2-2
Intersection Holdings, LLC	2-3
Security Point Media, LLC	2-4
3. <i>Airline Related Services</i>	
Summary Graph	3-1
Summary Schedule	3-2
ABM Janitorial Services	3-3
Aircraft Service International, Inc.	3-4
Airport Terminal Services	3-5
Caldwell Transport Company, LLC	3-6
DAL Global Services, LLC	3-7
G2 Secure Staff	3-8
Hallmark Aviation Services, LP	3-9
Jett Pro Line Maintenance	3-10
Matrix Aviation Services	3-11
Panasonic Avionics Corporation	3-12
SCIS Air Security Corporation	3-13
Sierra Aviation Group	3-14
SNAFuel, Inc.	3-15
Swissport USA, Inc.	3-16
US Aviation Services Corporation	3-17
4. <i>All Cargo Air Service</i>	
Summary Graph	4-1
Summary Schedule	4-2
Federal Express Corporation	4-3
United Parcel Service	4-4
5. <i>Commercial Airlines</i>	
Summary Graph	5-1
Summary Schedule	5-2
Alaska Airlines	5-3
American Airlines	5-4
Compass Airlines	5-5
Delta Airlines	5-6
Frontier Airlines	5-7

Horizon Air Industries, Inc.	5-8
Interjet	5-9
Skywest Airlines (Commercial)	5-10
Southwest Airlines	5-11
United Airlines	5-12
US Airways	5-13
WestJet	5-14
6. Commuter Airlines	
Summary Graph	6-1
Summary Schedule	6-2
Skywest Airlines	6-3
7. County Hangars and Tiedowns	
Summary Graph	7-1
Summary Schedule	7-2
8. Fixed Based Operators (FBO)	
Summary Graph	8-1
Summary Schedule	8-2
Jay's Aircraft Maintenance	8-3
Martin Aviation, LP	8-4
Newport FBO Two, LLC dba Atlantic Aviation	8-5
Signature Combs, Inc. dba Signature Flight Support	8-6
9. Food and Beverage	
Summary Graph	9-1
Summary Schedule	9-2
Asfour Family Corporation dba Subway	9-3
CKE Restaurants, Inc. dba Carl's Jr.	9-4
Host International, Inc.	9-5
McDonald's USA, LLC	9-6
Taste, Inc. dba Vino Volo	9-7
TGI Catering	9-8
10. Gifts, News, Sundries, and Specialty	
Summary Graph	10-1
Summary Schedule	10-2
Caterina's	10-3
John Wayne NG-AC JV dba Hudson Group	10-4
Paradies - OC, LLC	10-5
XpresSpa John Wayne Airport, LLC	10-6
11. Golf Course	
Summary Graph	11-1
Newport Beach Golf Course, LLC	11-2

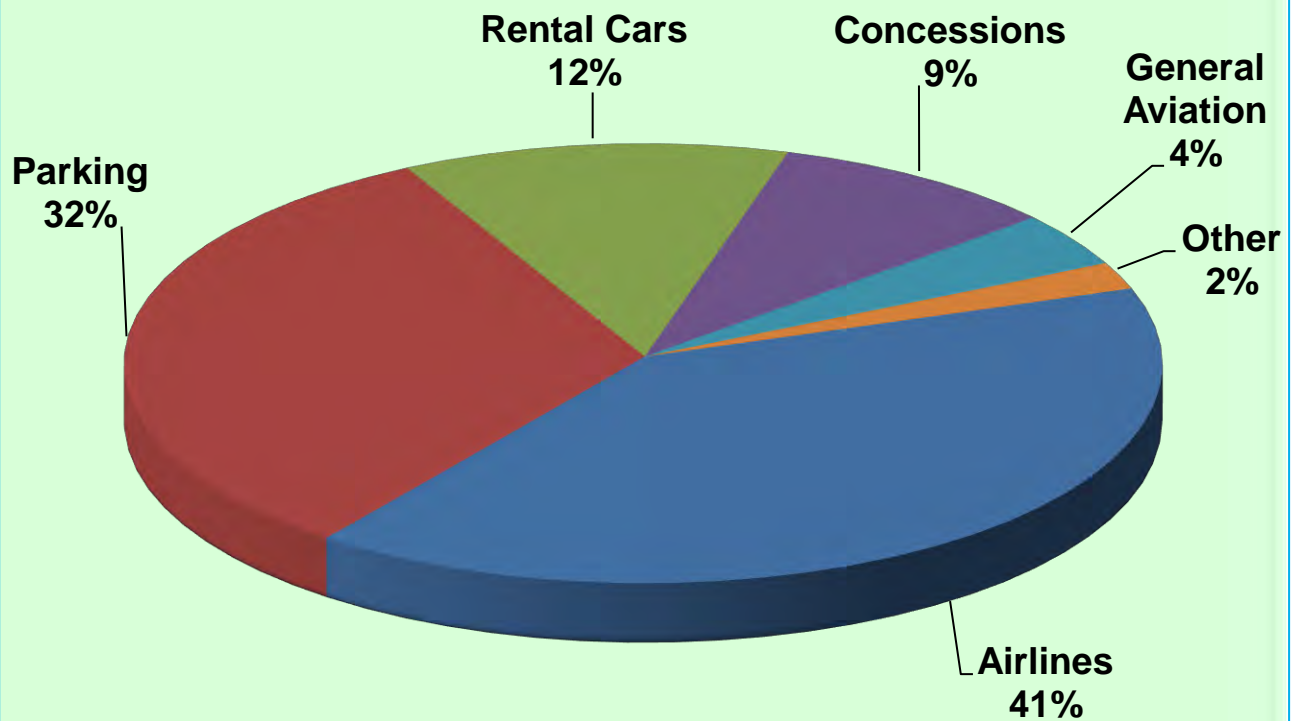
12. Ground Transportation	
Summary Graph	12-1
Summary Schedule	12-2
John Wayne Airport Yellow Cab	12-3
Pacific Coast Sightseeing Tours and Charters, Inc. dba Coach USA	12-4
Shuttle/Commercial Vehicle Operators	12-5
Transportation Network Company (TNC) Operators	12-6
13. Hangars	
Summary Graph	13-1
Summary Schedule	13-2
Executive Hangars	13-3
McHone South Coast Associates	13-4
Signature Combs, Inc. dba Signature Flight Support	13-5
14. In-Flight Food Service	
Summary Graph	14-1
Sky Chefs, Inc.	14-2
15. Parking	
Summary Graph	15-1
Summary Schedule	15-2
Parking Facilities Operation (Parking Concepts, Inc.)	15-3
Valet Parking (Parking Concepts, Inc.)	15-4
16. Rental Car Concessions	
<i>On-Airport:</i>	
Summary Graph	16-1
Summary Schedule	16-2
Advantage OPCO, LLC dba Advantage Rent A Car	16-3
Avis Rent A Car Systems, LLC	16-4
Enterprise Rent-A-Car Company of Los Angeles, LLC dba Enterprise Rent-A-Car	16-5
Enterprise Rent-A-Car Company of Los Angeles, LLC dba Alamo Rent A Car and National Car Rental	16-6
The Hertz Corporation	16-7
MCR Orange, LLC dba Budget Rent A Car of Orange County	16-8
<i>Off-Airport:</i>	
Summary Graph	16-9
Summary Schedule	16-10
3 MP Enterprise, Inc. dba U-Save Car & Truck Rental	16-11
AE Car Rental dba American Eagle Car Rental	16-12
Airport Van Rental, Inc.	16-13
Allied Rent A Car, Inc.	16-14

America Car Rental	16-15
DTG Operations, Inc. dba Thrifty Car Rental	16-16
Firefly Rent A Car, LLC	16-17
Fox Rent-A-Car, Inc.	16-18
Gitibin & Associates, Inc. dba Go Rentals	16-19
Los Angeles Van Rentals, Inc. dba Orange County Van Rental	16-20
OC Pacific Enterprise, Inc. dba Stop Then Go Rent-A-Car	16-21
Omied Rent A Car Corporation dba AM/PM Rent-A-Car	16-22
Sasha Management, Inc. dba SNA Auto Rental	16-23
Socal Van Rental, Inc. dba United Van Rentals	16-24
UR Enterprises, Inc. dba United Auto Rental	16-25
Vast National, Inc. dba Deanza Car Rental/Nu Car	16-26
 17. <i>Wash and Wax</i>	
Summary Graph	17-1
Summary Schedule	17-2
Advanced Detail	17-3
American Aircraft Maintenance, Inc. dba Orange County Flight Center	17-4
Dave's Detailing, Inc. dba The Allen Groupe	17-5
EZML, Inc. dba Newport Wash & Detail	17-6
Immaculate Flight, LLC	17-7
Leading Edge Aviation Services, Inc.	17-8
 18. <i>Miscellaneous</i>	
Summary Graph	18-1
Summary Schedule	18-2
Advanced Wireless Group, LLC	18-3
AOG Jet Support, Inc.	18-4
California Aero Marketing, LLC	18-5
Concourse Communications Group	18-6
Exelis, Inc.	18-7
Harmic Air, Inc.	18-8
MorphoTrust USA, LLC	18-9
Newsrack Licenses	18-10
Oncall Corporate Jet Repair, Inc.	18-11
Perimeter Fence Access Fees	18-12
Rich Multimedia Technologies	18-13
SchoolsFirst Federal Credit Union	18-14
Smarte Carte	18-15
Socal Jet Services, Inc.	18-16
Transportation Security Administration	18-17

AIRPORT REVENUE SUMMARY



FY 2015-2016 Revenue





REVENUE SUMMARY FOR FY 2015-2016

CATEGORY	2015-2016 REVENUE (a)	2014-2015 REVENUE (b)	% CHANGE
ADVERTISING	\$ 1,320,564	\$ 1,522,899	-13.29%
AIRLINE RELATED SERVICES	716,124	707,318	1.24%
ALL CARGO AIR SERVICE	848,498	827,744	2.51%
COMMERCIAL AIRLINES	51,561,778	47,044,131	9.60%
COMMUTER AIRLINES	255,719	344,934	-25.86%
COUNTY HANGARS & TIEDOWNS	620,134	552,079	12.33%
FIXED BASE OPERATORS	3,138,769	2,953,714	6.27%
FOOD AND BEVERAGE	6,381,527	5,527,366	15.45%
GIFTS, NEWS, SUNDRIES, & SPECIALTY	3,384,998	3,259,467	3.85%
GOLF COURSE	195,198	192,468	1.42%
GROUND TRANSPORTATION	2,213,527	1,612,765	37.25%
HANGARS	920,872	908,588	1.35%
IN-FLIGHT FOOD SERVICE	429,759	356,824	20.44%
PARKING	40,825,045	40,380,209	1.10%
RENTAL CAR - ON AIRPORT	15,150,792	14,893,517	1.73%
RENTAL CAR - OFF AIRPORT	647,690	621,275	4.25%
WASH AND WAX	58,501	55,787	4.86%
MISCELLANEOUS	556,511	533,962	4.22%
TOTALS	\$ 129,226,006	\$ 122,295,047	5.67%

NOTE:

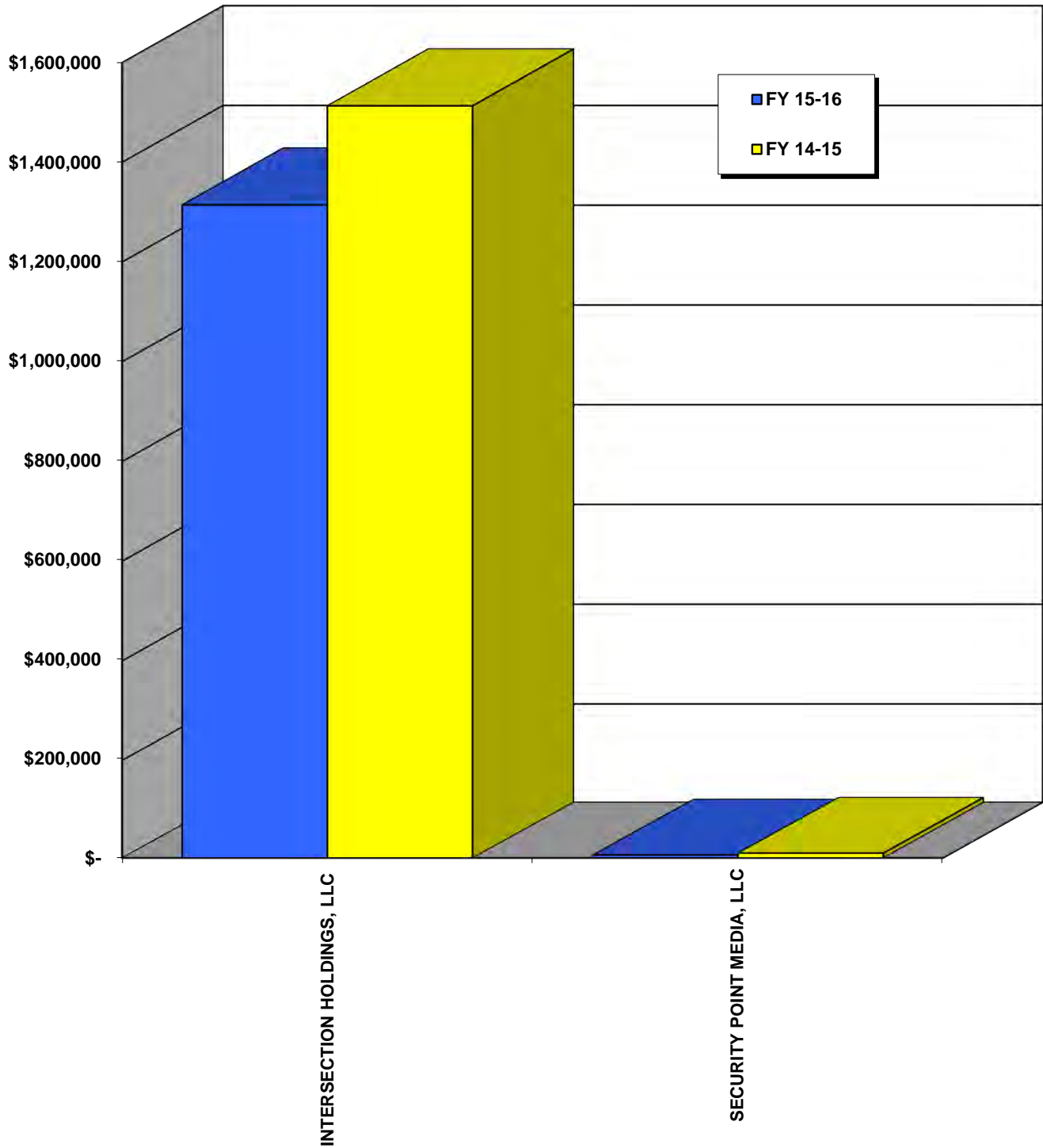
a - The revenue reported is based on actual revenue earned for the fiscal year, whereas the revenue reported in the audited financial statements includes estimates.

b - Includes adjustments to revenues reported in the 2014-2015 Revenue Report. See pages 2-3, 3-10, 8-5, 8-6, 9-3, 9-5, 9-7, 10-6, 11-2, 12-4, 14-2, 15-3, 17-4, 17-6, and 18-10 for additional information.

ADVERTISING



ADVERTISING SUMMARY



ADVERTISING SUMMARY FOR FY 2015-2016

LICENSEE/LESSEE					
	15-16 REVENUE	LATE PAYMENT FEES	15-16 TOTAL REVENUE	14-15 TOTAL REVENUE	% CHANGE 14-15 TO 15-16
INTERSECTION HOLDINGS, LLC (a)	\$ 1,314,564	-	\$ 1,314,564	\$ 1,513,113	-13.12%
SECURITY POINT MEDIA, LLC	6,000	-	6,000	9,786	-38.69%
TOTALS	\$ 1,320,564	\$ -	\$ 1,320,564	\$ 1,522,899	-13.29%

NOTE:

a - Includes auditor adjustments to decrease revenue report in the 2014-2015 Revenue Report.

INTERSECTION HOLDINGS, LLC
ADVERTISING LEASE
 LEASE EXPIRES 1/13/2018

15-16	STATIC GROSS RECEIPTS	DIGITAL GROSS RECEIPTS	TOTAL MONTHLY GROSS RECEIPTS	MINIMUM RENT OR % GROSS (b), (c)	LATE PAYMENT FEES
JULY	\$ 109,866	\$ 91,422	\$ 201,288	\$ 106,819	\$ -
AUGUST	105,581	103,412	208,993	106,819	-
SEPTEMBER	91,653	46,976	138,629	106,819	-
OCTOBER	107,924	5,387	113,311	106,819	-
NOVEMBER	108,392	2,679	111,070	106,819	-
DECEMBER	92,942	40,400	133,342	106,819	-
JANUARY	96,942	31,396	128,338	106,819	-
FEBRUARY	79,080	145,904	224,984	131,649	-
MARCH	117,440	79,957	197,397	120,312	-
APRIL	93,350	43,788	137,138	84,761	-
MAY	85,941	72,671	158,612	95,831	-
JUNE	78,523	151,341	229,865	134,278	-
TOTALS	\$ 1,167,634	\$ 815,333	\$ 1,982,967	\$ 1,314,564	\$ -

15-16	15-16 MONTHLY REVENUE	15-16 YTD REVENUE	14-15 MONTHLY REVENUE (d)	% CHANGE 14-15 TO 15-16
JULY	\$ 106,819	\$ 106,819	\$ 181,889	-41.27%
AUGUST	106,819	213,638	150,319	-28.94%
SEPTEMBER	106,819	320,457	150,336	-28.95%
OCTOBER	106,819	427,276	105,609	1.15%
NOVEMBER	106,819	534,095	118,135	-9.58%
DECEMBER	106,819	640,914	159,606	-33.07%
JANUARY	106,819	747,733	113,124	-5.57%
FEBRUARY	131,649	879,382	106,819	23.24%
MARCH	120,312	999,694	106,819	12.63%
APRIL	84,761	1,084,455	106,819	-20.65%
MAY	95,831	1,180,286	106,819	-10.29%
JUNE	134,278	1,314,564	106,819	25.71%
TOTALS	\$ 1,314,564	\$ 1,314,564	\$ 1,513,113	-13.12%

NOTE:

a - Lease was executed on October 16, 2012, and the Date of Beneficial Occupancy was January 14, 2013.

b - Effective February 1, 2015, greater of minimum annual guarantee of \$1,281,830 or 65% of static advertising and 55% of digital advertising.

c - Effective February 1, 2016, greater of minimum annual guarantee of \$1,089,556 or 65% of static advertising and 55% of digital advertising.

d - Includes auditor adjustments to decrease revenue report in the 2014-2015 Revenue Report.

SECURITY POINT MEDIA, LLC
ADVERTISING LICENSE
UPON WRITTEN NOTICE

15-16	MONTHLY GROSS RECEIPTS	MINIMUM RENT OR 20% GROSS (b)	LATE PAYMENT FEES	15-16 MONTHLY REVENUE	15-16 YTD REVENUE	14-15 MONTHLY REVENUE	% CHANGE 14-15 TO 15-16
JULY	\$ -	\$ 500	\$ -	\$ 500	\$ 500	\$ 1,631	-69.34%
AUGUST	-	500	-	500	1,000	1,631	-69.34%
SEPTEMBER	-	500	-	500	1,500	1,631	-69.34%
OCTOBER	-	500	-	500	2,000	1,631	-69.34%
NOVEMBER	-	500	-	500	2,500	1,631	-69.34%
DECEMBER	-	500	-	500	3,000	1,631	-69.34%
JANUARY	-	500	-	500	3,500	-	N/A
FEBRUARY	-	500	-	500	4,000	-	N/A
MARCH	-	500	-	500	4,500	-	N/A
APRIL	-	500	-	500	5,000	-	N/A
MAY	-	500	-	500	5,500	-	N/A
JUNE	-	500	-	500	6,000	-	N/A
TOTALS	\$ -	\$ 6,000	\$ -	\$ 6,000	\$ 6,000	\$ 9,786	-38.69%

NOTE:

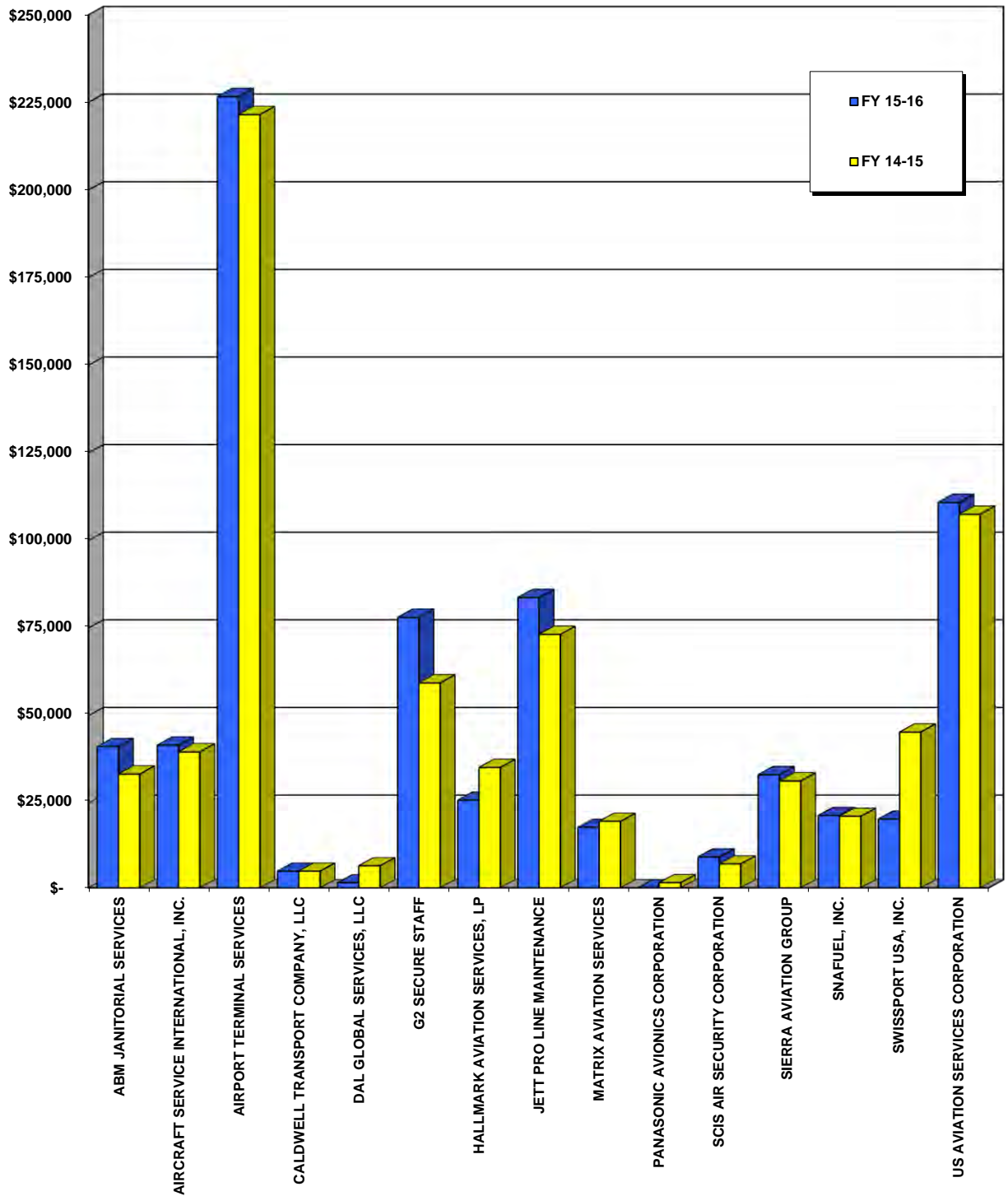
a - Lease effective October 1, 2015.

b - Greater of minimum annual guarantee of \$6,000 or 20% of gross receipts.

AIRLINE RELATED SERVICES



AIRLINE RELATED SERVICES SUMMARY



AIRLINE RELATED SERVICES SUMMARY FOR FY 2015-2016

LICENSEE/LESSEE	15-16 REVENUE	LATE PAYMENT FEES	15-16 TOTAL REVENUE	14-15 TOTAL REVENUE	% CHANGE 14-15 TO 15-16
ABM JANITORIAL SERVICES	\$ 41,153	\$ -	\$ 41,153	\$ 33,352	23.39%
AIRCRAFT SERVICE INTERNATIONAL, INC.	41,353	242	41,595	39,659	4.88%
AIRPORT TERMINAL SERVICES	226,193	445	226,638	221,515	2.31%
CALDWELL TRANSPORT COMPANY, LLC	4,920	-	4,920	4,928	-0.16%
DAL GLOBAL SERVICES, LLC	1,500	-	1,500	6,513	-76.97%
G2 SECURE STAFF	75,998	2,049	78,047	59,356	31.49%
HALLMARK AVIATION SERVICES, LP	25,557	293	25,850	35,216	-26.60%
JETT PRO LINE MAINTENANCE (a)	82,917	807	83,724	73,224	14.34%
MATRIX AVIATION SERVICES	16,626	1,205	17,831	19,629	-9.16%
PANASONIC AVIONICS CORPORATION	-	-	-	1,535	-100.00%
SCIS AIR SECURITY CORPORATION	9,154	-	9,154	7,044	29.95%
SIERRA AVIATION GROUP	32,930	236	33,166	31,400	5.62%
SNAFUEL, INC.	21,354	-	21,354	21,135	1.04%
SWISSPORT USA, INC.	20,193	128	20,321	45,327	-55.17%
US AVIATION SERVICES CORPORATION	108,743	2,128	110,871	107,485	3.15%
TOTALS	\$ 708,591	\$ 7,533	\$ 716,124	\$ 707,318	1.24%

NOTE:

a - Includes auditor adjustments to increase revenue reported in the 2014-2015 Revenue Report.

ABM JANITORIAL SERVICES
LICENSE AGREEMENT - AIRLINE RELATED SERVICES
UPON WRITTEN NOTICE

15-16	MONTHLY GROSS RECEIPTS	MINIMUM RENT OR % GROSS (a)	LATE PAYMENT FEES	15-16 MONTHLY REVENUE	15-16 YTD REVENUE	14-15 MONTHLY REVENUE	% CHANGE 14-15 TO 15-16
JULY	\$ 23,059	\$ 3,459	\$ -	\$ 3,459	\$ 3,459	\$ 2,555	35.38%
AUGUST	23,170	3,475	-	3,475	6,934	2,648	31.23%
SEPTEMBER	23,299	3,495	-	3,495	10,429	2,588	35.05%
OCTOBER	24,231	3,635	-	3,635	14,064	2,760	31.70%
NOVEMBER	24,110	3,616	-	3,616	17,680	2,665	35.68%
DECEMBER	24,256	3,638	-	3,638	21,318	2,627	38.48%
JANUARY	23,351	3,503	-	3,503	24,821	2,807	24.80%
FEBRUARY	21,610	3,241	-	3,241	28,062	2,472	31.11%
MARCH	22,324	3,349	-	3,349	31,411	2,632	27.24%
APRIL	21,937	3,291	-	3,291	34,702	3,085	6.68%
MAY	23,078	3,462	-	3,462	38,164	3,305	4.75%
JUNE	19,927	2,989	-	2,989	41,153	3,208	-6.83%
TOTALS	\$ 274,352	\$ 41,153	\$ -	\$ 41,153	\$ 41,153	\$ 33,352	23.39%

NOTE:

a - Greater of monthly minimum of \$125 or 15% of monthly aircraft interior cleaning services gross receipts.

PM 1121-360-34
PM 1121-360-144

AIRCRAFT SERVICE INTERNATIONAL, INC.
LICENSE AGREEMENT - AIRLINE RELATED SERVICES
UPON WRITTEN NOTICE

15-16	MONTHLY GROSS RECEIPTS	MINIMUM RENT OR % GROSS (a)	TEMPORARY OFFICE RENT (b)	LATE PAYMENT FEES	15-16 MONTHLY REVENUE	15-16 YTD REVENUE	14-15 MONTHLY REVENUE	% CHANGE 14-15 TO 15-16
JULY	\$ 17,554	\$ 1,755	\$ 1,385	\$ -	\$ 3,140	\$ 3,140	\$ 3,197	-1.78%
AUGUST	15,571	1,557	1,385	-	2,942	6,082	3,174	-7.31%
SEPTEMBER	19,989	1,999	1,385	-	3,384	9,466	3,303	2.45%
OCTOBER	17,364	1,736	1,386	-	3,122	12,588	3,151	-0.92%
NOVEMBER	22,297	2,230	1,386	-	3,616	16,204	3,134	15.38%
DECEMBER	39,862	3,986	1,386	-	5,372	21,576	4,262	26.04%
JANUARY	18,053	1,805	1,386	-	3,191	24,767	3,133	1.85%
FEBRUARY	19,654	1,965	1,386	242	3,593	28,360	3,240	10.90%
MARCH	20,689	2,069	1,386	-	3,455	31,815	3,170	8.99%
APRIL	16,575	1,657	1,386	-	3,043	34,858	3,110	-2.15%
MAY	19,790	1,979	1,440	-	3,419	38,277	3,253	5.10%
JUNE	18,776	1,878	1,440	-	3,318	41,595	3,532	-6.06%
TOTALS	\$ 246,174	\$ 24,616	\$ 16,737	\$ 242	\$ 41,595	\$ 41,595	\$ 39,659	4.88%

NOTE:

- a - Greater of monthly minimum of \$125 or 15% of monthly aircraft interior cleaning services gross receipts and 10% of monthly ramp services gross receipts.
- b - Temporary office monthly rent at \$1,385 from February 2015, \$1,386 from October 2015 and \$1,440 from May 2016.

PM 1121-360-45
PM 1121-360-117

AIRPORT TERMINAL SERVICES
LICENSE AGREEMENT - AIRLINE RELATED SERVICES
UPON WRITTEN NOTICE

15-16	MONTHLY GROSS RECEIPTS	MINIMUM RENT OR % GROSS (a)	TEMPORARY OFFICE RENT (b)	LATE PAYMENT FEES	15-16 MONTHLY REVENUE	15-16 YTD REVENUE	14-15 MONTHLY REVENUE	% CHANGE 14-15 TO 15-16
JULY	\$ 156,445	\$ 15,645	\$ 730	\$ -	\$ 16,375	\$ 16,375	\$ 25,641	-36.14%
AUGUST	155,768	15,577	730	-	16,307	32,682	24,786	-34.21%
SEPTEMBER	151,115	15,111	730	334	16,175	48,857	24,204	-33.17%
OCTOBER	158,734	15,873	730	111	16,714	65,571	25,082	-33.36%
NOVEMBER	152,622	15,262	730	-	15,992	81,563	18,831	-15.08%
DECEMBER	162,925	16,292	730	-	17,022	98,585	15,522	9.66%
JANUARY	157,496	15,750	730	-	16,480	115,065	13,574	21.41%
FEBRUARY	147,686	14,769	730	-	15,499	130,564	12,376	25.23%
MARCH	194,422	19,442	730	-	20,172	150,736	15,230	32.45%
APRIL	197,285	19,728	730	-	20,458	171,194	15,090	35.57%
MAY	318,090	31,809	801	-	32,610	203,804	15,813	106.22%
JUNE	220,333	22,033	801	-	22,834	226,638	15,366	48.60%
TOTALS	\$ 2,172,921	\$ 217,291	\$ 8,902	\$ 445	\$ 226,638	\$ 226,638	\$ 221,515	2.31%

NOTE:

a - Greater of monthly minimum of \$125 or 10% of monthly ramp services gross receipts.

b - Temporary office monthly rent at \$730 from June 2015 and \$801 from May 2016.

CALDWELL TRANSPORT COMPANY, LLC
LICENSE AGREEMENT - AIRLINE RELATED SERVICES
 UPON WRITTEN NOTICE

	15-16	MONTHLY RENT (a)	LATE PAYMENT FEES	15-16 MONTHLY REVENUE	15-16 YTD REVENUE	14-15 MONTHLY REVENUE	% CHANGE 14-15 TO 15-16
JULY	\$	410	\$ -	\$ 410	\$ 410	\$ 411	-0.24%
AUGUST		410	-	410	820	411	-0.24%
SEPTEMBER		410	-	410	1,230	411	-0.24%
OCTOBER		410	-	410	1,640	411	-0.24%
NOVEMBER		410	-	410	2,050	411	-0.24%
DECEMBER		410	-	410	2,460	411	-0.24%
JANUARY		410	-	410	2,870	411	-0.24%
FEBRUARY		410	-	410	3,280	411	-0.24%
MARCH		410	-	410	3,690	410	0.00%
APRIL		410	-	410	4,100	410	0.00%
MAY		410	-	410	4,510	410	0.00%
JUNE		410	-	410	4,920	410	0.00%
TOTALS	\$	4,920	\$ -	\$ 4,920	\$ 4,920	\$ 4,928	-0.16%

NOTE:

a - Monthly rent at \$410 from March 2015.

DAL GLOBAL SERVICES, LLC
LICENSE AGREEMENT - AIRLINE RELATED SERVICES
UPON WRITTEN NOTICE

15-16	MONTHLY GROSS RECEIPTS (b)	MINIMUM RENT OR % GROSS (a)	LATE PAYMENT FEES	15-16 MONTHLY REVENUE	15-16 YTD REVENUE	14-15 MONTHLY REVENUE	% CHANGE 14-15 TO 15-16
JULY	\$ -	\$ 125	\$ -	\$ 125	\$ 125	\$ 4,928	-97.46%
AUGUST	-	125	-	125	250	125	0.00%
SEPTEMBER	-	125	-	125	375	125	0.00%
OCTOBER	-	125	-	125	500	125	0.00%
NOVEMBER	-	125	-	125	625	231	-45.89%
DECEMBER	-	125	-	125	750	125	0.00%
JANUARY	-	125	-	125	875	229	-45.41%
FEBRUARY	-	125	-	125	1,000	125	0.00%
MARCH	-	125	-	125	1,125	125	0.00%
APRIL	-	125	-	125	1,250	125	0.00%
MAY	-	125	-	125	1,375	125	0.00%
JUNE	-	125	-	125	1,500	125	0.00%
TOTALS	\$ -	\$ 1,500	\$ -	\$ 1,500	\$ 1,500	\$ 6,513	-76.97%

NOTE:

a - Greater of monthly minimum of \$125 or 10% of monthly ramp services gross receipts.

b - Beginning August 2014, DAL Global Services is only servicing Delta Airlines and, as a wholly owned subsidiary of Delta Airlines, does not report this revenue to JWA.

G2 SECURE STAFF
LICENSE AGREEMENT - AIRLINE RELATED SERVICES
UPON WRITTEN NOTICE

15-16	MONTHLY GROSS RECEIPTS	MINIMUM RENT OR % GROSS (a)	LATE PAYMENT FEES	15-16 MONTHLY REVENUE	15-16 YTD REVENUE	14-15 MONTHLY REVENUE	% CHANGE 14-15 TO 15-16
JULY	\$ 46,739	\$ 7,011	\$ -	\$ 7,011	\$ 7,011	\$ 7,348	-4.59%
AUGUST	38,258	5,739	195	5,934	12,945	6,289	-5.64%
SEPTEMBER	32,039	4,806	205	5,011	17,956	4,636	8.09%
OCTOBER	42,118	6,318	186	6,504	24,460	4,967	30.94%
NOVEMBER	38,492	5,774	172	5,946	30,406	4,628	28.48%
DECEMBER	39,304	5,896	195	6,091	36,497	3,760	61.99%
JANUARY	40,623	6,093	-	6,093	42,590	3,729	63.40%
FEBRUARY	43,822	6,573	275	6,848	49,438	3,322	106.14%
MARCH	53,575	8,036	191	8,227	57,665	3,863	112.97%
APRIL	48,857	7,329	199	7,528	65,193	4,749	58.52%
MAY	47,718	7,158	221	7,379	72,572	5,383	37.08%
JUNE	35,099	5,265	210	5,475	78,047	6,682	-18.06%
TOTALS	\$ 506,644	\$ 75,998	\$ 2,049	\$ 78,047	\$ 78,047	\$ 59,356	31.49%

NOTE:

a - Greater of monthly minimum of \$125 or 15% of monthly aircraft interior cleaning services gross receipts.

HALLMARK AVIATION SERVICES, LP
LICENSE AGREEMENT - AIRLINE RELATED SERVICES
UPON WRITTEN NOTICE

15-16	MONTHLY GROSS RECEIPTS	MINIMUM RENT OR % GROSS (b)	LATE PAYMENT FEES	15-16 MONTHLY REVENUE	15-16 YTD REVENUE	14-15 MONTHLY REVENUE	% CHANGE 14-15 TO 15-16
JULY	\$ 23,894	\$ 2,389	\$ -	\$ 2,389	\$ 2,389	\$ 3,364	-28.98%
AUGUST	20,684	2,068	-	2,068	4,457	4,138	-50.02%
SEPTEMBER	19,834	1,983	-	1,983	6,440	2,821	-29.71%
OCTOBER	23,376	2,338	-	2,338	8,778	3,371	-30.64%
NOVEMBER	19,374	1,937	-	1,937	10,715	2,615	-25.93%
DECEMBER	20,146	2,015	-	2,015	12,730	2,553	-21.07%
JANUARY	22,996	2,300	-	2,300	15,030	2,995	-23.21%
FEBRUARY	18,913	1,891	159	2,050	17,080	3,337	-38.57%
MARCH	19,908	1,991	134	2,125	19,205	2,800	-24.11%
APRIL	22,548	2,255	-	2,255	21,460	2,641	-14.62%
MAY	20,507	2,051	-	2,051	23,511	1,892	8.40%
JUNE	23,387	2,339	-	2,339	25,850	2,689	-13.02%
TOTALS	\$ 255,567	\$ 25,557	\$ 293	\$ 25,850	\$ 25,850	\$ 35,216	-26.60%

NOTE:

a - License effective June 1, 2013.

b - Greater of monthly minimum of \$125 or 10% of monthly ramp services gross receipts.

JETT PRO LINE MAINTENANCE
LICENSE AGREEMENT - AIRLINE RELATED SERVICES
UPON WRITTEN NOTICE

15-16	MONTHLY GROSS RECEIPTS	MINIMUM RENT OR % GROSS (a)	TEMPORARY OFFICE RENT (b)	LATE PAYMENT FEES	15-16 MONTHLY REVENUE	15-16 YTD REVENUE	14-15 MONTHLY REVENUE (c)	% CHANGE 14-15 TO 15-16
JULY	\$ 48,076	\$ 4,808	\$ 1,052	\$ -	\$ 5,860	\$ 5,860	\$ 5,716	2.52%
AUGUST	46,903	4,690	1,052	116	5,858	11,718	5,458	7.33%
SEPTEMBER	40,389	4,039	1,052	-	5,091	16,809	5,382	-5.41%
OCTOBER	41,272	4,127	1,052	-	5,179	21,988	5,956	-13.05%
NOVEMBER	42,500	4,250	1,052	-	5,302	27,290	4,944	7.24%
DECEMBER	43,388	4,339	1,052	-	5,391	32,681	6,942	-22.34%
JANUARY	39,254	3,925	1,052	-	4,977	37,658	6,842	-27.26%
FEBRUARY	68,232	6,823	1,052	-	7,875	45,533	5,926	32.89%
MARCH	85,241	8,524	1,050	116	9,690	55,223	7,071	37.04%
APRIL	76,711	7,671	1,050	344	9,065	64,288	8,142	11.34%
MAY	86,729	8,673	1,050	-	9,723	74,011	5,408	79.79%
JUNE	84,321	8,432	1,050	231	9,713	83,724	5,437	78.65%
TOTALS	\$ 703,016	\$ 70,301	\$ 12,616	\$ 807	\$ 83,724	\$ 83,724	\$ 73,224	14.34%

NOTE:

a - Greater of monthly minimum of \$125 or 10% of monthly ramp services gross receipts.

b - Effective March 2016, monthly rent decreased from \$1,052 to \$1,050.

c - Includes auditor adjustments to increase revenue report in the 2014-2015 Revenue Report.

MATRIX AVIATION SERVICES
LICENSE AGREEMENT - AIRLINE RELATED SERVICES
UPON WRITTEN NOTICE

15-16	MONTHLY GROSS RECEIPTS	MINIMUM RENT OR % GROSS (a)	LATE PAYMENT FEES	15-16 MONTHLY REVENUE	15-16 YTD REVENUE	14-15 MONTHLY REVENUE	% CHANGE 14-15 TO 15-16
JULY	\$ 14,983	\$ 1,498	\$ -	\$ 1,498	\$ 1,498	\$ 1,520	-1.45%
AUGUST	15,058	1,506	122	1,628	3,126	1,632	-0.25%
SEPTEMBER	15,348	1,535	123	1,658	4,784	1,699	-2.41%
OCTOBER	13,050	1,305	-	1,305	6,089	1,639	-20.38%
NOVEMBER	13,533	1,353	123	1,476	7,565	1,700	-13.18%
DECEMBER	14,983	1,498	120	1,618	9,183	1,527	5.96%
JANUARY	12,155	1,216	120	1,336	10,519	1,752	-23.74%
FEBRUARY	12,346	1,235	122	1,357	11,876	1,504	-9.77%
MARCH	12,624	1,262	118	1,380	13,256	1,837	-24.88%
APRIL	12,695	1,270	119	1,389	14,645	1,574	-11.75%
MAY	14,983	1,498	119	1,617	16,262	1,664	-2.82%
JUNE	14,500	1,450	119	1,569	17,831	1,581	-0.76%
TOTALS	\$ 166,258	\$ 16,626	\$ 1,205	\$ 17,831	\$ 17,831	\$ 19,629	-9.16%

NOTE:

a - Greater of monthly minimum of \$125 or 10% of monthly ramp services gross receipts.

PANASONIC AVIONICS CORPORATION
LICENSE AGREEMENT - AIRLINE RELATED SERVICES

LICENSE TERMINATED 3/11/2015

15-16	MONTHLY GROSS RECEIPTS	MINIMUM RENT OR % GROSS (a)	LATE PAYMENT FEES	15-16 MONTHLY REVENUE	15-16 YTD REVENUE	14-15 MONTHLY REVENUE	% CHANGE 14-15 TO 15-16
JULY	\$ -	\$ -	\$ -	\$ -	\$ -	\$ 227	-100.00%
AUGUST	-	-	-	-	-	125	-100.00%
SEPTEMBER	-	-	-	-	-	331	-100.00%
OCTOBER	-	-	-	-	-	227	-100.00%
NOVEMBER	-	-	-	-	-	125	-100.00%
DECEMBER	-	-	-	-	-	125	-100.00%
JANUARY	-	-	-	-	-	125	-100.00%
FEBRUARY	-	-	-	-	-	125	-100.00%
MARCH	-	-	-	-	-	125	-100.00%
APRIL	-	-	-	-	-	-	N/A
MAY	-	-	-	-	-	-	N/A
JUNE	-	-	-	-	-	-	N/A
TOTALS	\$ -	\$ -	\$ -	\$ -	\$ -	\$ 1,535	-100.00%

NOTE:

a - Greater of monthly minimum of \$125 or 15% of monthly aircraft interior cleaning services gross receipts, 6% of monthly catered food and beverage gross receipts, and 10% of monthly ramp services gross receipts.

b - License terminated on March 11, 2015.

SCIS AIR SECURITY CORPORATION
LICENSE AGREEMENT - AIRLINE RELATED SERVICES
UPON WRITTEN NOTICE

15-16	MONTHLY GROSS RECEIPTS	MINIMUM RENT OR % GROSS (a)	LATE PAYMENT FEES	15-16 MONTHLY REVENUE	15-16 YTD REVENUE	14-15 MONTHLY REVENUE	% CHANGE 14-15 TO 15-16
JULY	\$ 10,243	\$ 615	\$ -	\$ 615	\$ 615	\$ 556	10.61%
AUGUST	10,809	649	-	649	1,264	651	-0.31%
SEPTEMBER	10,250	615	-	615	1,879	533	15.38%
OCTOBER	10,812	649	-	649	2,528	675	-3.85%
NOVEMBER	13,258	796	-	796	3,324	626	27.16%
DECEMBER	10,666	640	-	640	3,964	467	37.04%
JANUARY	9,616	577	-	577	4,541	469	23.03%
FEBRUARY	10,622	637	-	637	5,178	563	13.14%
MARCH	12,532	752	-	752	5,930	717	4.88%
APRIL	11,582	695	-	695	6,625	563	23.45%
MAY	20,510	1,231	-	1,231	7,856	614	100.49%
JUNE	21,640	1,298	-	1,298	9,154	610	112.79%
TOTALS	\$ 152,540	\$ 9,154	\$ -	\$ 9,154	\$ 9,154	\$ 7,044	29.95%

NOTE:

a - Greater of monthly minimum of \$125 or 6% of monthly in-flight food delivery security services gross receipts.

PM 1121-360-122

PM 1121-360-141

SIERRA AVIATION GROUP
LICENSE AGREEMENT - AIRLINE RELATED SERVICES

UPON WRITTEN NOTICE

	MONTHLY	MINIMUM		LATE	15-16	15-16	14-15	% CHANGE
15-16	GROSS	RENT OR %	SPACE	PAYMENT	MONTHLY	YTD	MONTHLY	14-15 TO
	RECEIPTS	GROSS (a)	RENT	FEES	REVENUE	REVENUE	REVENUE	15-16
JULY	\$ 13,654	1,365	\$ 1,220	\$ 118	\$ 2,703	\$ 2,703	\$ 2,568	5.26%
AUGUST	13,601	1,360	1,220	-	2,580	5,283	2,597	-0.65%
SEPTEMBER	13,990	1,399	1,220	-	2,619	7,902	2,446	7.07%
OCTOBER	12,769	1,277	1,220	-	2,497	10,399	2,588	-3.52%
NOVEMBER	13,268	1,327	1,220	-	2,547	12,946	2,700	-5.67%
DECEMBER	14,687	1,469	1,220	-	2,689	15,635	2,897	-7.18%
JANUARY	12,766	1,277	1,220	-	2,497	18,132	2,730	-8.53%
FEBRUARY	14,915	1,492	1,220	-	2,712	20,844	2,433	11.47%
MARCH	15,029	1,503	1,220	-	2,723	23,567	2,561	6.33%
APRIL	14,131	1,413	1,220	-	2,633	26,200	2,676	-1.61%
MAY	22,255	2,226	1,220	-	3,446	29,646	2,703	27.49%
JUNE	21,823	2,182	1,220	118	3,520	33,166	2,501	40.74%
TOTALS	\$ 182,888	\$ 18,290	\$ 14,640	\$ 236	\$ 33,166	\$ 33,166	\$ 31,400	5.62%

NOTE:

a - Greater of monthly minimum of \$125 or 10% of monthly ramp services gross receipts.

SNAFUEL, INC.
HYDRANT FUELING FACILITIES LEASE
 LEASE EXPIRES 12/31/2030

15-16	MONTHLY RENT (a)	LATE PAYMENT FEES	15-16 MONTHLY REVENUE	15-16 YTD REVENUE	14-15 MONTHLY REVENUE	% CHANGE 14-15 TO 15-16
JULY	\$ 1,769	\$ -	\$ 1,769	\$ 1,769	\$ 1,738	1.78%
AUGUST	1,769	-	1,769	3,538	1,738	1.78%
SEPTEMBER	1,769	-	1,769	5,307	1,738	1.78%
OCTOBER	1,783	-	1,783	7,090	1,769	0.79%
NOVEMBER	1,783	-	1,783	8,873	1,769	0.79%
DECEMBER	1,783	-	1,783	10,656	1,769	0.79%
JANUARY	1,783	-	1,783	12,439	1,769	0.79%
FEBRUARY	1,783	-	1,783	14,222	1,769	0.79%
MARCH	1,783	-	1,783	16,005	1,769	0.79%
APRIL	1,783	-	1,783	17,788	1,769	0.79%
MAY	1,783	-	1,783	19,571	1,769	0.79%
JUNE	1,783	-	1,783	21,354	1,769	0.79%
TOTALS	\$ 21,354	\$ -	\$ 21,354	\$ 21,354	\$ 21,135	1.04%

NOTE:

a - Monthly rent at \$1,769 from October 2014 and \$1,783 from October 2015.

SWISSPORT USA, INC.
LICENSE AGREEMENT - AIRLINE RELATED SERVICES
UPON WRITTEN NOTICE

15-16	RAMP SERVICES GROSS	MINIMUM RENT OR % GROSS (b)	LATE PAYMENT FEES	15-16 MONTHLY REVENUE	15-16 YTD REVENUE	14-15 MONTHLY REVENUE (c)	% CHANGE 14-15 TO 15-16
JULY	\$ 16,901	\$ 1,690	\$ -	\$ 1,690	\$ 1,690	\$ 7,730	-78.14%
AUGUST	17,065	\$ 1,707	-	1,707	3,397	7,791	-78.09%
SEPTEMBER	16,613	\$ 1,661	-	1,661	5,058	6,289	-73.59%
OCTOBER	16,207	\$ 1,621	-	1,621	6,679	2,823	-42.58%
NOVEMBER	39,966	\$ 3,997	-	3,997	10,676	2,999	33.28%
DECEMBER	18,622	\$ 1,862	-	1,862	12,538	2,985	-37.62%
JANUARY	17,944	\$ 1,794	-	1,794	14,332	556	222.66%
FEBRUARY	10,958	\$ 1,096	128	1,224	15,556	2,840	-56.90%
MARCH	11,494	\$ 1,149	-	1,149	16,705	3,584	-67.94%
APRIL	11,352	\$ 1,135	-	1,135	17,840	2,909	-60.98%
MAY	12,848	\$ 1,285	-	1,285	19,125	4,315	-70.22%
JUNE	11,955	\$ 1,196	-	1,196	20,321	506	136.36%
TOTALS	\$ 201,925	\$ 20,193	\$ 128	\$ 20,321	\$ 20,321	\$ 45,327	-55.17%

NOTE:

a - License effective June 1, 2013.

b - Greater of monthly minimum of \$125 or 15% of monthly aircraft interior cleaning services and 10% of monthly ramp services gross receipts.

c - Swissport discontinued aircraft interior cleaning services as of December 1, 2014.

US AVIATION SERVICES CORPORATION
LICENSE AGREEMENT - AIRLINE RELATED SERVICES
UPON WRITTEN NOTICE

15-16	MONTHLY GROSS RECEIPTS	MINIMUM RENT OR % GROSS (a)	LATE PAYMENT FEES	15-16 MONTHLY REVENUE	15-16 YTD REVENUE	14-15 MONTHLY REVENUE	% CHANGE 14-15 TO 15-16
JULY	\$ 62,965	\$ 9,445	\$ -	\$ 9,445	\$ 9,445	\$ 9,005	4.89%
AUGUST	62,431	9,365	236	9,601	19,046	8,936	7.44%
SEPTEMBER	60,695	9,104	482	9,586	28,632	8,962	6.96%
OCTOBER	63,244	9,487	-	9,487	38,119	9,446	0.43%
NOVEMBER	59,613	8,942	237	9,179	47,298	8,468	8.40%
DECEMBER	61,306	9,196	242	9,438	56,736	8,491	11.15%
JANUARY	58,071	8,711	234	8,945	65,681	9,908	-9.72%
FEBRUARY	55,295	8,294	238	8,532	74,213	8,228	3.69%
MARCH	59,921	8,988	-	8,988	83,201	9,487	-5.26%
APRIL	57,351	8,603	459	9,062	92,263	8,592	5.47%
MAY	62,343	9,351	-	9,351	101,614	8,457	10.57%
JUNE	61,713	9,257	-	9,257	110,871	9,505	-2.61%
TOTALS	\$ 724,948	\$ 108,743	\$ 2,128	\$ 110,871	\$ 110,871	\$ 107,485	3.15%

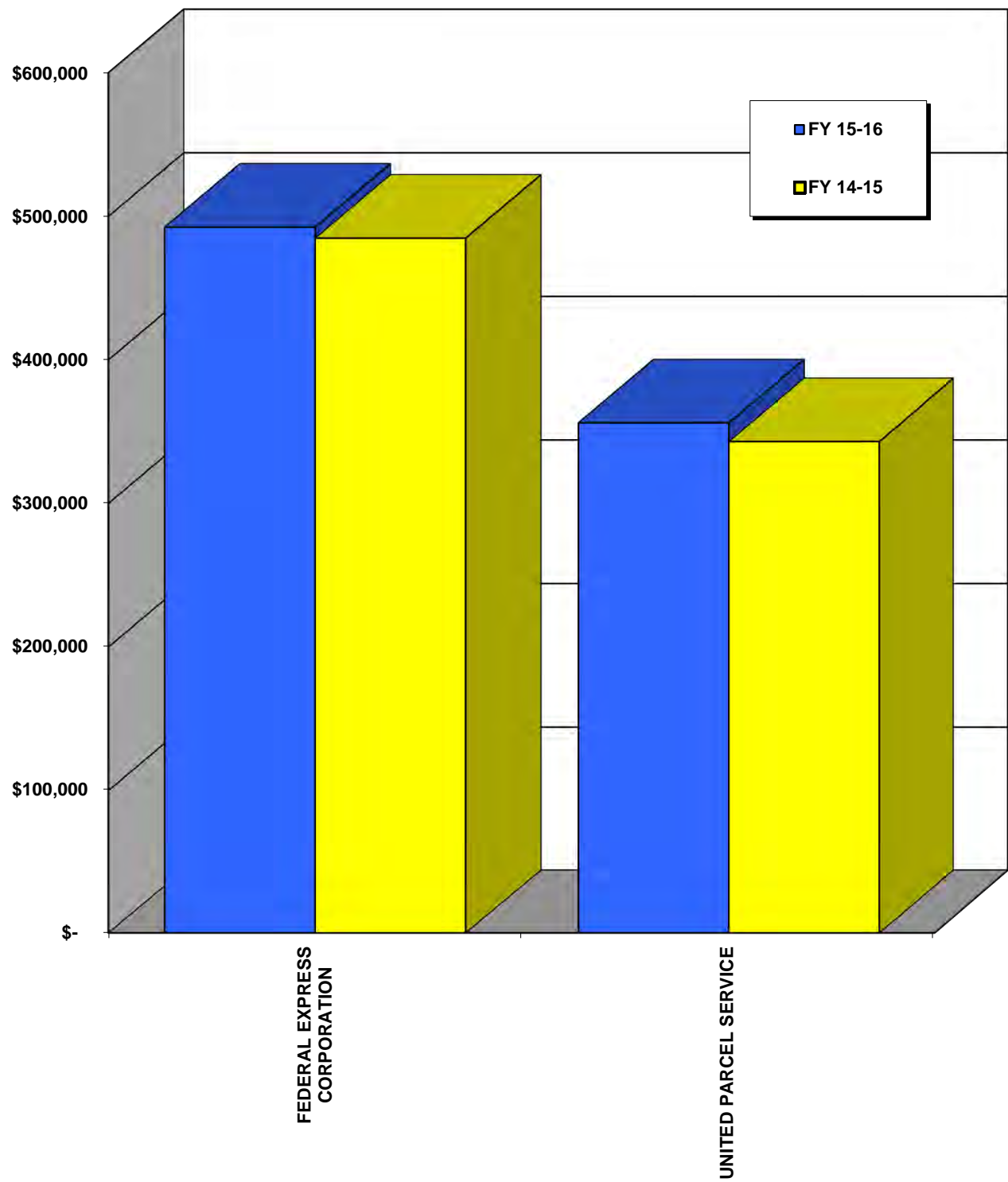
NOTE:

a - Greater of monthly minimum of \$125 or 15% of monthly aircraft interior cleaning services gross receipts.

ALL CARGO AIR SERVICE



ALL CARGO AIR SERVICE SUMMARY



ALL CARGO AIR SERVICE SUMMARY FOR FY 2015-2016

LESSEE	SPACE RENT	NUMBER OF LANDINGS	LANDING FEES (a)	DAYS USE OF CARGO RAMP OPERATING AREA	CARGO RAMP OPERATING AREA FEES (b)
FEDERAL EXPRESS CORPORATION	\$ 242,288	256	\$ 201,191	256	\$ 43,108
UNITED PARCEL SERVICE	195,872	211	119,878	211	35,533
TOTALS	\$ 438,160	467	\$ 321,069	467	\$ 78,641

LESSEE	OPERATIONS FEES (c)	LATE PAYMENT FEES	15-16 TOTAL REVENUE	14-15 TOTAL REVENUE	% CHANGE 14-15 TO 15-16
FEDERAL EXPRESS CORPORATION	\$ 5,827	\$ -	\$ 492,414	\$ 484,720	1.59%
UNITED PARCEL SERVICE	4,801	-	356,084	343,024	3.81%
TOTALS	\$ 10,628	\$ -	\$ 848,498	\$ 827,744	2.51%

LESSEE	FLIGHTS		AIR FREIGHT (TONS)	
	DEPARTURES	ARRIVALS	ENPLANED	DEPLANED
FEDERAL EXPRESS CORPORATION	256	256	8,461.92	1,225.48
UNITED PARCEL SERVICE	211	211	4,111.45	2,665.46
TOTALS	467	467	12,573.37	3,890.94

NOTE:

a - Landing fee rate per 1,000 pounds at \$2.59 from April 2015, \$2.53 from October 2015, and \$2.55 from May 2016.

b - Cargo Ramp Operating Area fee rate per night at \$170.16 from April 2015, \$167.42 from October 2015, and \$169.14 from May 2016.

c - Operations fee rate per departure at \$23.27 from April 2015, \$22.78 from October 2015, and \$21.93 from May 2016.

FEDERAL EXPRESS CORPORATION
ALL CARGO AIR SERVICE LEASE

MONTH TO MONTH

15-16	SPACE	NUMBER OF	LANDING	DAYS USE OF	CARGO RAMP	
	RENT	LANDINGS	FEES (a)	CARGO RAMP OPERATING AREA	OPERATING AREA FEES (b)	
JULY	\$ 20,562	22	\$ 17,561	22	\$ 3,744	
AUGUST	20,562	21	16,773	21	3,573	
SEPTEMBER	20,562	21	16,785	21	3,573	
OCTOBER	20,026	22	17,166	22	3,683	
NOVEMBER	20,026	20	15,582	20	3,348	
DECEMBER	20,026	22	17,177	22	3,683	
JANUARY	20,026	20	15,604	20	3,348	
FEBRUARY	20,026	21	16,363	21	3,516	
MARCH	20,026	23	17,957	23	3,851	
APRIL	20,026	21	16,385	21	3,516	
MAY	20,210	21	16,526	21	3,552	
JUNE	20,210	22	17,312	22	3,721	
TOTALS	\$ 242,288	256	\$ 201,191	256	\$ 43,108	

15-16	OPERATIONS	LATE	15-16	15-16	14-15	% CHANGE
	FEES (c)	PAYMENT FEES	MONTHLY REVENUE	YTD REVENUE	MONTHLY REVENUE	14-15 TO 15-16
JULY	\$ 512	\$ -	\$ 42,379	\$ 42,379	\$ 38,333	10.55%
AUGUST	489	-	41,397	83,776	37,367	10.78%
SEPTEMBER	489	-	41,409	125,185	39,499	4.84%
OCTOBER	501	-	41,376	166,561	42,665	-3.02%
NOVEMBER	456	-	39,412	205,973	38,653	1.96%
DECEMBER	501	-	41,387	247,360	41,697	-0.74%
JANUARY	456	-	39,434	286,794	40,717	-3.15%
FEBRUARY	478	-	40,383	327,177	39,737	1.63%
MARCH	524	-	42,358	369,535	40,717	4.03%
APRIL	478	-	40,405	409,940	42,541	-5.02%
MAY	461	-	40,749	450,689	40,415	0.83%
JUNE	482	-	41,725	492,414	42,379	-1.54%
TOTALS	\$ 5,827	\$ -	\$ 492,414	\$ 492,414	\$ 484,720	1.59%

15-16	FLIGHTS		AIR FREIGHT (TONS)	
	DEPARTURES	ARRIVALS	ENPLANED	DEPLANED
JULY	22	22	762.43	102.80
AUGUST	21	21	697.97	26.16
SEPTEMBER	21	21	707.04	66.15
OCTOBER	22	22	806.95	74.39
NOVEMBER	20	20	620.11	40.23
DECEMBER	22	22	704.94	159.32
JANUARY	20	20	677.88	112.45
FEBRUARY	21	21	635.09	56.96
MARCH	23	23	739.65	314.97
APRIL	21	21	709.63	218.81
MAY	21	21	695.30	25.60
JUNE	22	22	704.93	27.64
TOTALS	256	256	8,461.92	1,225.48

NOTE:

a - Landing fee rate per 1,000 pounds at \$2.59 from April 2015, \$2.53 from October 2015, and \$2.55 from May 2016.

b - Cargo Ramp Operating Area fee rate per night at \$170.16 from April 2015, \$167.42 from October 2015, and \$169.14 from May 2016.

c - Operations fee rate per departure at \$23.27 from April 2015, \$22.78 from October 2015, and \$21.93 from May 2016.

d - Lease expired December 31, 2015.

UNITED PARCEL SERVICE
ALL CARGO AIR SERVICE LEASE
MONTH TO MONTH

15-16	SPACE	NUMBER OF	LANDING	DAYS USE OF	CARGO RAMP	
	RENT	LANDINGS	FEES (a)	CARGO RAMP OPERATING AREA	OPERATING AREA FEES (b)	
JULY	\$ 16,623	18	\$ 9,790	18	\$ 3,063	
AUGUST	16,623	17	9,246	17	2,893	
SEPTEMBER	16,623	17	9,246	17	2,893	
OCTOBER	16,189	17	9,032	17	2,846	
NOVEMBER	16,189	16	9,841	16	2,679	
DECEMBER	16,189	21	16,785	21	3,516	
JANUARY	16,189	16	8,501	16	2,679	
FEBRUARY	16,189	18	9,563	18	3,014	
MARCH	16,189	19	10,095	19	3,181	
APRIL	16,189	16	8,501	16	2,679	
MAY	16,340	18	9,639	18	3,045	
JUNE	16,340	18	9,639	18	3,045	
TOTALS	\$ 195,872	211	\$ 119,878	211	\$ 35,533	

15-16	OPERATIONS	LATE	15-16	15-16	14-15	% CHANGE
	FEES (c)	PAYMENT FEES	MONTHLY REVENUE	YTD REVENUE	MONTHLY REVENUE	14-15 TO 15-16
JULY	\$ 419	\$ -	\$ 29,895	\$ 29,895	\$ 26,849	11.34%
AUGUST	396	-	29,158	59,053	25,445	14.59%
SEPTEMBER	396	-	29,158	88,211	27,860	4.66%
OCTOBER	387	-	28,454	116,665	29,389	-3.18%
NOVEMBER	364	-	29,073	145,738	27,206	6.86%
DECEMBER	478	-	36,968	182,706	32,082	15.23%
JANUARY	364	-	27,733	210,439	27,933	-0.72%
FEBRUARY	410	-	29,176	239,615	28,661	1.80%
MARCH	433	-	29,898	269,513	29,389	1.73%
APRIL	364	-	27,733	297,246	29,895	-7.23%
MAY	395	-	29,419	326,665	28,420	3.52%
JUNE	395	-	29,419	356,084	29,895	-1.59%
TOTALS	\$ 4,801	\$ -	\$ 356,084	\$ 356,084	\$ 343,024	3.81%

15-16	FLIGHTS		AIR FREIGHT (TONS)	
	DEPARTURES	ARRIVALS	ENPLANED	DEPLANED
JULY	18	18	387.05	156.52
AUGUST	17	17	322.67	169.38
SEPTEMBER	17	17	373.06	200.40
OCTOBER	17	17	381.59	136.80
NOVEMBER	16	16	303.36	295.53
DECEMBER	21	21	489.20	578.95
JANUARY	16	16	307.89	188.25
FEBRUARY	18	18	321.10	146.59
MARCH	19	19	357.21	163.25
APRIL	16	16	339.57	119.65
MAY	18	18	164.91	342.60
JUNE	18	18	363.84	167.54
TOTALS	211	211	4,111.45	2,665.46

NOTE:

a - Landing fee rate per 1,000 pounds at \$2.59 from April 2015, \$2.53 from October 2015, and \$2.55 from May 2016.

b - Cargo Ramp Operating Area fee rate per night at \$170.16 from April 2015, \$167.42 from October 2015, and \$169.14 from May 2016.

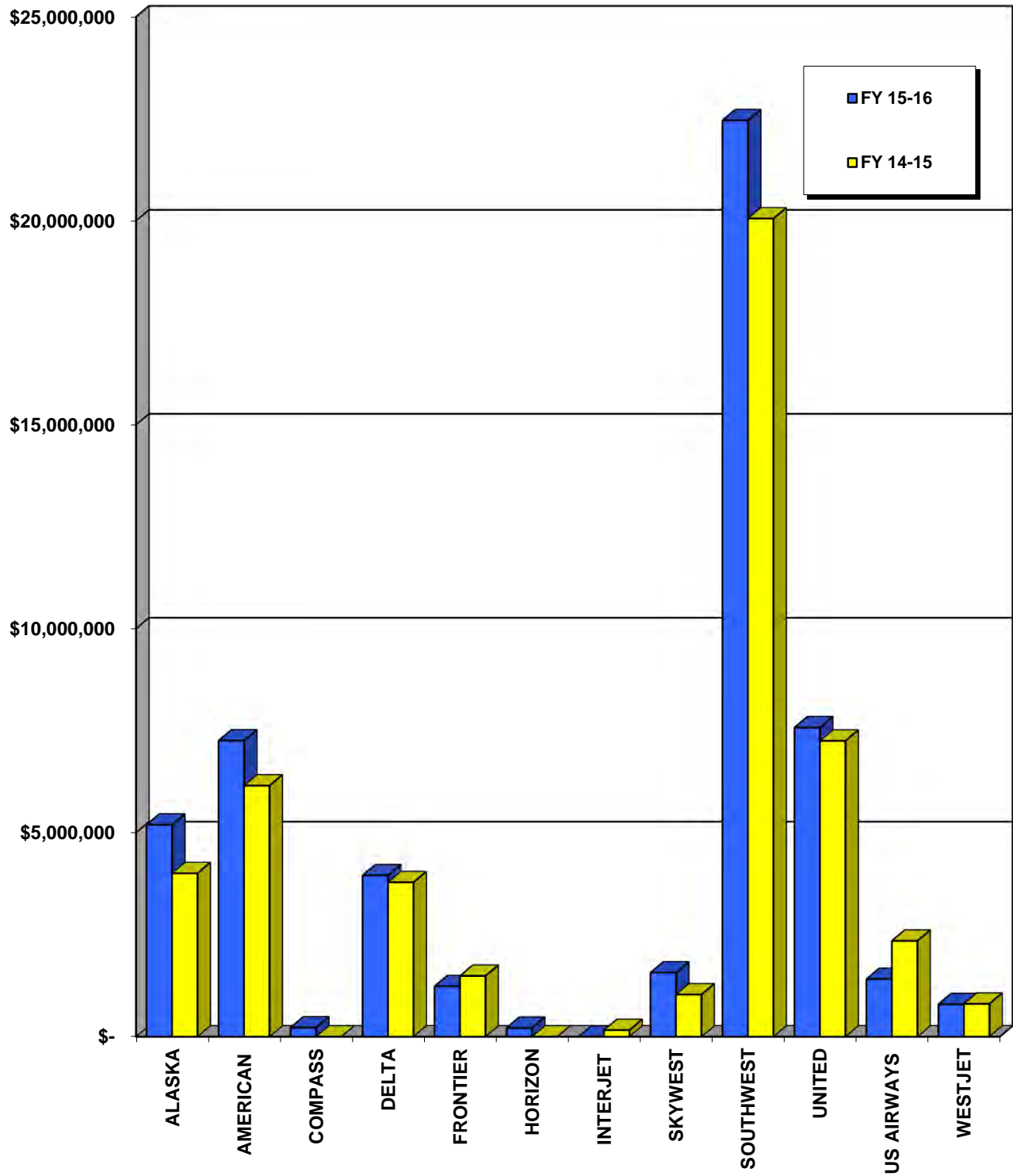
c - Operations fee rate per departure at \$23.27 from April 2015, \$22.78 from October 2015, and \$21.93 from May 2016.

d - Lease expired December 31, 2015.

COMMERCIAL AIRLINES



COMMERCIAL AIRLINES SUMMARY



COMMERCIAL AIRLINES SUMMARY FOR FY 2015-2016

LESSEE/LICENSEE	TERMINAL & MEZZANINE		UTILITIES FEES	JANITORIAL FEES	RAMP EQ STORAGE		CUPPS		UPGRADE FEES (d)	ATIR FEES	CBP FEES	IAF FEES
	RENT				FEES		FEES					
ALASKA	\$ 2,142,675	\$ 218,793	\$ 343,698	\$ 54,894	\$ 140,297	\$ 186,843	\$ 118,608	\$ 252,099	\$ 147,318			
AMERICAN	3,421,751	314,362	493,980	93,842	200,850	275,257	140,004	-	-			
COMPASS	113,176	11,282	18,530	-	7,310	13,116	-	-	-			
DELTA	1,718,740	163,556	256,998	87,901	105,637	135,932	36,564	-	-			
FRONTIER	664,404	68,598	107,737	17,505	44,792	51,187	4,920	-	-			
HORIZON	122,959	11,696	18,924	-	7,423	13,487	-	-	-			
INTERJET (e)	-	-	-	-	-	-	-	-	-			
SKYWEST	815,643	83,401	131,693	-	53,320	78,287	-	-	-			
SOUTHWEST	8,614,621	889,741	1,402,085	97,982	573,991	805,093	53,676	1,138,601	481,479			
UNITED	3,700,792	317,869	499,956	110,030	206,937	257,439	77,472	-	-			
US AIRWAYS	686,606	43,252	67,662	63,771	30,125	19,790	95,496	-	-			
WESTJET	434,677	38,085	59,856	4,566	24,607	31,978	8,496	72,561	-			
TOTALS	\$ 22,436,044	\$ 2,160,635	\$ 3,401,119	\$ 530,491	\$ 1,395,289	\$ 1,868,409	\$ 535,236	\$ 1,463,261	\$ 628,797			

LESSEE/LICENSEE	NUMBER OF LANDINGS	LANDING FEES (a)	NUMBER OF REMAIN OVERNIGHTS	REMAIN OVERNIGHT FEES (b)	OPERATIONS FEES (c)	LATE PAYMENT FEES	15-16 TOTAL REVENUE
ALASKA	3,877	\$ 1,378,222	695	\$ 117,058	\$ 88,216	\$ 2,123	\$ 5,190,844
AMERICAN	5,616	1,890,002	1,843	297,543	119,340	5,000	7,251,931
COMPASS	233	43,673	61	10,315	5,110	-	222,512
DELTA	2,806	1,135,429	1,368	230,413	63,861	12,475	3,947,506
FRONTIER	711	250,645	1	170	16,161	5,060	1,231,179
HORIZON	214	33,584	1	167	4,772	-	213,012
INTERJET	-	-	-	-	-	-	-
SKYWEST	1,618	308,830	350	58,917	36,590	385	1,567,066
SOUTHWEST	21,666	7,118,184	2,875	484,140	493,046	7,000	22,159,639
UNITED	5,524	1,918,884	2,116	356,319	125,713	2,500	7,573,911
US AIRWAYS	509	345,111	119	32,926	20,075	4,293	1,409,107
WESTJET	341	112,314	1	170	7,761	-	795,071
TOTALS	43,115	\$ 14,534,878	9,430	\$ 1,588,138	\$ 980,645	\$ 38,836	\$ 51,561,778

LESSEE/LICENSEE	14-15 TOTAL REVENUE		% CHANGE 14-15 TO 15-16		FLIGHTS DEPARTURES ARRIVALS		PASSENGERS ENPLANED DEPLANED		AIR FREIGHT (TONS) ENPLANED DEPLANED	
ALASKA	\$ 3,999,322	29.79%	3,876	3,877	527,747	539,566	6.67	35.36		
AMERICAN	6,149,164	17.93%	5,617	5,616	773,521	767,280	180.52	58.10		
COMPASS	-	N/A	233	233	15,661	15,005	-	-		
DELTA	3,778,468	4.47%	2,805	2,806	383,690	386,359	372.20	37.98		
FRONTIER	1,485,244	-17.11%	711	711	106,125	105,261	-	-		
HORIZON	-	N/A	214	214	14,042	13,644	-	0.30		
INTERJET (e)	158,324	-100.00%	-	-	-	-	-	-		
SKYWEST	1,029,491	52.22%	1,619	1,618	111,582	112,454	-	-		
SOUTHWEST	20,051,523	10.51%	21,667	21,666	2,385,979	2,385,689	428.98	549.93		
UNITED	7,245,420	4.53%	5,524	5,524	663,604	670,769	428.00	-		
US AIRWAYS	2,344,569	-39.90%	509	509	74,552	71,539	8.84	2.04		
WESTJET	802,606	-0.94%	341	341	36,997	38,263	-	-		
TOTALS	\$ 47,044,131	9.60%	43,116	43,115	5,093,500	5,105,829	1,425.21	683.71		

NOTE:

- a - Landing fee rate per 1,000 pounds at \$2.59 from April 2015, \$2.53 from October 2015, and \$2.55 from May 2016.
- b - Remain overnight fee rate per night at \$170.16 from April 2015, \$167.42 from October 2015, and \$169.14 from May 2016.
- c - Operations fee rate per operation on apron at \$23.27 from April 2015, \$22.78 from October 2015, and \$21.93 from May 2016.
- d - Effective October 2015, lessee began paying Common Use Passenger Processing System (CUPPS) project upgrade cost recovery fees.
- e - Interjet ceased operations at John Wayne Airport on July 20, 2014.

ALASKA AIRLINES
CERTIFICATED PASSENGER AIRLINE LEASE
MONTH TO MONTH

15-16	TERMINAL RENT	UTILITIES FEES	JANITORIAL FEES	RAMP EQ STORAGE FEES	CUPPS FEES	CUPPS UPGRADE FEES (d)	ATIR FEES	CBP FEES	IAF FEES
JULY	\$ 172,421	\$ 18,150	\$ 28,250	\$ 3,951	\$ 13,271	\$ -	\$ 9,884	\$ -	\$ -
AUGUST	172,421	18,150	28,250	3,951	13,271	-	9,884	-	-
SEPTEMBER	172,421	18,150	28,250	3,951	13,271	-	9,884	-	-
OCTOBER	188,480	20,257	30,656	4,551	11,696	22,545	9,884	26,395	15,036
NOVEMBER	188,480	20,257	30,656	4,551	11,696	22,545	9,884	26,395	15,036
DECEMBER	188,480	20,257	30,656	4,551	11,696	22,545	9,884	26,395	15,036
JANUARY	188,480	20,257	30,656	4,551	11,696	22,545	9,884	26,395	15,036
FEBRUARY	188,480	20,257	30,656	4,551	11,696	22,545	9,884	26,395	15,036
MARCH	188,480	20,257	30,656	4,551	11,696	22,545	9,884	26,395	15,036
APRIL	188,480	20,257	30,656	4,551	11,696	22,545	9,884	26,395	15,036
MAY	153,026	11,272	22,178	5,592	9,306	14,514	9,884	33,667	21,033
JUNE	153,026	11,272	22,178	5,592	9,306	14,514	9,884	33,667	21,033
TOTALS	\$ 2,142,675	\$ 218,793	\$ 343,698	\$ 54,894	\$ 140,297	\$ 186,843	\$ 118,608	\$ 252,099	\$ 147,318

15-16	NUMBER OF LANDINGS	LANDING FEES (a)	NUMBER OF REMAIN OVERNIGHTS	REMAIN OVERNIGHT FEES (b)	OPERATIONS FEES (c)	LATE PAYMENT FEES	15-16 MONTHLY REVENUE	15-16 YTD REVENUE
JULY	328	\$ 118,609	62	\$ 10,550	\$ 7,609	\$ -	\$ 382,695	\$ 382,695
AUGUST	326	120,145	62	10,550	7,586	-	384,208	766,903
SEPTEMBER	314	115,210	60	10,210	7,307	-	378,654	1,145,557
OCTOBER	331	117,607	58	9,710	7,563	-	464,380	1,609,937
NOVEMBER	319	110,464	56	9,376	7,244	-	456,584	2,066,521
DECEMBER	333	116,310	57	9,543	7,586	2,123	465,062	2,531,583
JANUARY	330	114,489	58	9,710	7,517	-	461,216	2,992,799
FEBRUARY	308	108,025	54	9,041	7,016	-	453,582	3,446,381
MARCH	327	114,348	58	9,710	7,449	-	461,007	3,907,388
APRIL	311	110,117	56	9,376	7,107	-	456,100	4,363,488
MAY	328	117,683	59	9,979	7,171	-	415,305	4,778,793
JUNE	322	115,215	55	9,303	7,061	-	412,051	5,190,844
TOTALS	3,877	\$ 1,378,222	695	\$ 117,058	\$ 88,216	\$ 2,123	\$ 5,190,844	\$ 5,190,844

15-16	14-15 MONTHLY REVENUE	% CHANGE 14-15 TO 15-16	FLIGHTS		PASSENGERS		AIR FREIGHT (TONS)	
			DEPARTURES	ARRIVALS	ENPLANED	DEPLANED	ENPLANED	DEPLANED
JULY	\$ 267,837	42.88%	327	328	47,149	46,152	-	5.00
AUGUST	269,252	42.69%	326	326	49,026	50,162	-	5.00
SEPTEMBER	320,457	18.16%	314	314	43,376	44,299	-	-
OCTOBER	340,625	36.33%	332	331	44,673	45,201	1.07	2.06
NOVEMBER	340,779	33.98%	318	319	41,242	42,028	0.90	2.80
DECEMBER	351,369	32.36%	333	333	42,945	44,901	0.60	2.80
JANUARY	334,527	37.87%	330	330	40,798	42,435	1.00	2.10
FEBRUARY	327,136	38.65%	308	308	40,380	42,305	0.60	3.00
MARCH	344,103	33.97%	327	327	43,723	44,522	0.40	3.80
APRIL	368,488	23.78%	312	311	43,282	45,230	0.30	2.60
MAY	373,921	11.07%	327	328	45,677	47,244	0.80	2.60
JUNE	360,828	14.20%	322	322	45,476	45,087	1.00	3.60
TOTALS	\$ 3,999,322	29.79%	3,876	3,877	527,747	539,566	6.67	35.36

NOTE:

- a - Landing fee rate per 1,000 pounds at \$2.59 from April 2015, \$2.53 from October 2015, and \$2.55 from May 2016.
b - Remain overnight fee rate per night at \$170.16 from April 2015, \$167.42 from October 2015, and \$169.14 from May 2016.
c - Operations fee rate per operation on apron at \$23.27 from April 2015, \$22.78 from October 2015, and \$21.93 from May 2016.
d - Effective October 2015, lessee began paying Common Use Passenger Processing System (CUPPS) project upgrade cost recovery fees.
e - Lease expired December 31, 2015.

AMERICAN AIRLINES
CERTIFICATED PASSENGER AIRLINE LEASE
MONTH TO MONTH

15-16	TERMINAL RENT	MEZZANINE RENT	UTILITIES FEES	JANITORIAL FEES	RAMP EQ STORAGE FEES	CUPPS FEES	CUPPS UPGRADE FEES (d)	ATIR FEES
JULY	\$ 245,694	\$ 10,876	\$ 24,099	\$ 37,477	\$ 7,964	\$ 17,591	\$ -	\$ 11,667
AUGUST	245,694	10,876	24,099	37,477	7,964	17,591	-	11,667
SEPTEMBER	245,694	10,876	24,099	37,477	7,964	17,591	-	11,667
OCTOBER	297,345	12,064	29,579	44,763	7,756	17,077	32,919	11,667
NOVEMBER	297,345	12,064	29,579	44,763	7,756	17,077	32,919	11,667
DECEMBER	297,345	12,064	29,579	44,763	7,756	17,077	32,919	11,667
JANUARY	297,345	12,064	29,579	44,763	7,756	17,077	32,919	11,667
FEBRUARY	297,345	12,064	29,579	44,763	7,756	17,077	32,919	11,667
MARCH	297,345	12,064	29,579	44,763	7,756	17,077	32,919	11,667
APRIL	297,345	12,064	29,579	44,763	7,756	17,077	32,919	11,667
MAY	229,888	13,201	17,506	34,104	7,829	14,269	22,412	11,667
JUNE	229,888	13,201	17,506	34,104	7,829	14,269	22,412	11,667
TOTALS	\$ 3,278,273	\$ 143,478	\$ 314,362	\$ 493,980	\$ 93,842	\$ 200,850	\$ 275,257	\$ 140,004

15-16	NUMBER OF LANDINGS	LANDING FEES (a)	NUMBER OF REMAIN OVERNIGHTS	REMAIN OVERNIGHT FEES (b)	OPERATIONS FEES (c)	LATE PAYMENT FEES	15-16 MONTHLY REVENUE	15-16 YTD REVENUE
JULY	412	\$ 148,578	153	\$ 26,034	\$ 9,587	\$ 2,500	\$ 542,067	\$ 542,067
AUGUST	405	145,905	153	26,034	9,424	-	\$ 536,731	1,078,798
SEPTEMBER	367	132,043	151	25,694	8,540	-	\$ 521,645	1,600,443
OCTOBER	440	128,468	167	25,448	8,383	-	\$ 615,469	2,215,912
NOVEMBER	486	120,575	178	24,778	7,814	-	\$ 606,337	2,822,249
DECEMBER	500	124,567	179	24,778	7,996	-	\$ 610,511	3,432,760
JANUARY	466	169,032	157	26,285	10,661	2,500	\$ 661,648	4,094,408
FEBRUARY	440	160,068	141	23,606	10,023	-	\$ 646,867	4,741,275
MARCH	503	181,806	151	25,280	11,458	-	\$ 671,714	5,412,989
APRIL	508	183,136	144	24,108	11,595	-	\$ 672,009	6,084,998
MAY	536	193,543	124	20,973	11,754	-	\$ 577,146	6,662,144
JUNE	553	202,281	145	24,525	12,105	-	\$ 589,787	7,251,931
TOTALS	5,616	\$ 1,890,002	1,843	\$ 297,543	\$ 119,340	\$ 5,000	\$ 7,251,931	\$ 7,251,931

15-16	14-15 MONTHLY REVENUE	% CHANGE 14-15 TO 15-16	FLIGHTS DEPARTURES	ARRIVALS	PASSENGERS ENPLANED	DEPLANED	AIR FREIGHT (TONS) ENPLANED	DEPLANED
JULY	\$ 469,346	15.49%	412	412	58,381	61,514	5.10	4.56
AUGUST	465,351	15.34%	405	405	59,004	57,465	2.71	2.58
SEPTEMBER	470,504	10.87%	367	367	47,666	47,521	9.91	6.12
OCTOBER	537,814	14.44%	440	440	63,053	62,609	20.84	7.59
NOVEMBER	524,779	15.54%	486	486	69,196	67,648	22.41	4.24
DECEMBER	534,947	14.13%	499	500	68,708	69,400	21.94	4.35
JANUARY	520,527	27.11%	468	466	63,038	61,585	20.84	4.42
FEBRUARY	504,459	28.23%	440	440	58,207	58,101	23.31	4.32
MARCH	531,861	26.30%	503	503	70,999	67,870	24.76	6.16
APRIL	532,587	26.18%	509	508	67,813	66,915	12.65	4.65
MAY	522,064	10.55%	536	536	69,725	72,068	7.09	4.86
JUNE	534,925	10.26%	552	553	77,731	74,584	8.96	4.25
TOTALS	\$ 6,149,164	17.93%	5,617	5,616	773,521	767,280	180.52	58.10

NOTE:

a - Landing fee rate per 1,000 pounds at \$2.59 from April 2015, \$2.53 from October 2015, and \$2.55 from May 2016.

b - Remain overnight fee rate per night at \$170.16 from April 2015, \$167.42 from October 2015, and \$169.14 from May 2016.

c - Operations fee rate per operation on apron at \$23.27 from April 2015, \$22.78 from October 2015, and \$21.93 from May 2016.

d - Effective October 2015, lessee began paying Common Use Passenger Processing System (CUPPS) project upgrade cost recovery fees.

e - Lease expired December 31, 2015.

COMPASS AIRLINES
CERTIFICATED PASSENGER AIRLINE LEASE
MONTH TO MONTH

15-16	TERMINAL RENT	UTILITIES FEES	JANITORIAL FEES	CUPPS FEES	CUPPS UPGRADE FEES
JULY	\$ -	\$ -	\$ -	\$ -	\$ -
AUGUST	-	-	-	-	-
SEPTEMBER	-	-	-	-	-
OCTOBER	-	-	-	-	-
NOVEMBER	-	-	-	-	-
DECEMBER	-	-	-	-	-
JANUARY	-	-	-	-	-
FEBRUARY	-	-	-	-	-
MARCH	-	-	-	-	-
APRIL	-	-	-	-	-
MAY	56,588	5,641	9,265	3,655	6,558
JUNE	56,588	5,641	9,265	3,655	6,558
TOTALS	\$ 113,176	\$ 11,282	\$ 18,530	\$ 7,310	\$ 13,116

15-16	NUMBER OF LANDINGS	LANDING FEES (b)	NUMBER OF REMAIN OVERNIGHTS	REMAIN OVERNIGHT FEES (c)	OPERATIONS FEES (d)	LATE PAYMENT FEES	15-16 MONTHLY REVENUE	15-16 YTD REVENUE
JULY	-	\$ -	-	\$ -	-	\$ -	\$ -	\$ -
AUGUST	-	-	-	-	-	-	\$ -	-
SEPTEMBER	-	-	-	-	-	-	\$ -	-
OCTOBER	-	-	-	-	-	-	\$ -	-
NOVEMBER	-	-	-	-	-	-	\$ -	-
DECEMBER	-	-	-	-	-	-	\$ -	-
JANUARY	-	-	-	-	-	-	\$ -	-
FEBRUARY	-	-	-	-	-	-	\$ -	-
MARCH	-	-	-	-	-	-	\$ -	-
APRIL	1	190	1	167	-	-	\$ 357	357
MAY	117	21,929	31	5,243	2,566	-	\$ 111,445	111,802
JUNE	115	21,554	29	4,905	2,544	-	\$ 110,710	222,512
TOTALS	233	\$ 43,673	61	\$ 10,315	\$ 5,110	\$ -	\$ 222,512	\$ 222,512

15-16	14-15 MONTHLY REVENUE	% CHANGE 14-15 TO 15-16	FLIGHTS DEPARTURES	ARRIVALS	PASSENGERS ENPLANED	DEPLANED	AIR FREIGHT (TONS) ENPLANED	DEPLANED
JULY	\$ -	N/A	-	-	-	-	-	-
AUGUST	-	N/A	-	-	-	-	-	-
SEPTEMBER	-	N/A	-	-	-	-	-	-
OCTOBER	-	N/A	-	-	-	-	-	-
NOVEMBER	-	N/A	-	-	-	-	-	-
DECEMBER	-	N/A	-	-	-	-	-	-
JANUARY	-	N/A	-	-	-	-	-	-
FEBRUARY	-	N/A	-	-	-	-	-	-
MARCH	-	N/A	-	-	-	-	-	-
APRIL	-	N/A	-	1	-	69	-	-
MAY	-	N/A	117	117	7,485	7,082	-	-
JUNE	-	N/A	116	115	8,176	7,854	-	-
TOTALS	\$ -	N/A	233	233	15,661	15,005	-	-

NOTE:

a - Compass Airlines started service at John Wayne Airport on May 1, 2016.

b - Landing fee rate per 1,000 pounds at \$2.53 from October 2015, and \$2.55 from May 2016.

c - Remain overnight fee rate per night at \$167.42 from October 2015, and \$169.14 from May 2016.

d - Operations fee rate per operation on apron at \$22.78 from October 2015, and \$21.93 from May 2016.

DELTA AIRLINES
CERTIFICATED PASSENGER AIRLINE LEASE
MONTH TO MONTH

15-16	TERMINAL RENT	UTILITIES FEES	JANITORIAL FEES	RAMP EQ STORAGE FEES	CUPPS FEES	CUPPS UPGRADE FEES (d)	ATIR FEES
JULY	\$ 148,249	\$ 14,684	\$ 22,843	\$ 7,460	\$ 10,825	\$ -	\$ 3,047
AUGUST	148,249	14,684	22,843	7,460	10,825	-	3,047
SEPTEMBER	148,249	14,684	22,843	7,460	10,825	-	3,047
OCTOBER	145,971	14,414	21,813	7,265	8,322	16,042	3,047
NOVEMBER	145,971	14,414	21,813	7,265	8,322	16,042	3,047
DECEMBER	145,971	14,414	21,813	7,265	8,322	16,042	3,047
JANUARY	145,971	14,414	21,813	7,265	8,322	16,042	3,047
FEBRUARY	145,971	14,414	21,813	7,265	8,322	16,042	3,047
MARCH	145,971	14,414	21,813	7,265	8,322	16,042	3,047
APRIL	145,971	14,414	21,813	7,265	8,322	16,042	3,047
MAY	126,098	9,303	17,889	7,333	7,454	11,819	3,047
JUNE	126,098	9,303	17,889	7,333	7,454	11,819	3,047
TOTALS	\$ 1,718,740	\$ 163,556	\$ 256,998	\$ 87,901	\$ 105,637	\$ 135,932	\$ 36,564

15-16	NUMBER OF LANDINGS	LANDING FEES (a)	NUMBER OF REMAIN OVERNIGHTS	REMAIN OVERNIGHT FEES (b)	OPERATIONS FEES (c)	LATE PAYMENT FEES	15-16 MONTHLY REVENUE	15-16 YTD REVENUE
JULY	250	\$ 102,693	125	\$ 21,270	\$ 5,818	\$ -	\$ 336,889	\$ 336,889
AUGUST	252	103,466	120	20,419	5,864	1,000	337,857	674,746
SEPTEMBER	246	100,548	114	19,398	5,724	-	332,778	1,007,524
OCTOBER	258	103,081	113	18,918	5,923	1,941	346,737	1,354,261
NOVEMBER	217	87,602	110	18,416	4,898	-	327,790	1,682,051
DECEMBER	215	87,555	115	19,253	4,898	2,007	330,587	2,012,638
JANUARY	218	88,662	114	19,086	4,966	-	329,588	2,342,226
FEBRUARY	214	86,241	105	17,579	4,875	1,753	327,322	2,669,548
MARCH	235	93,302	111	18,584	5,353	-	334,113	3,003,661
APRIL	223	88,861	108	18,081	5,126	3,124	332,066	3,335,727
MAY	241	97,597	117	19,789	5,241	2,650	308,220	3,643,947
JUNE	237	95,821	116	19,620	5,175	-	303,559	3,947,506
TOTALS	2,806	\$ 1,135,429	1,368	\$ 230,413	\$ 63,861	\$ 12,475	\$ 3,947,506	\$ 3,947,506

15-16	14-15 MONTHLY REVENUE	% CHANGE 14-15 TO 15-16	FLIGHTS		PASSENGERS		AIR FREIGHT (TONS)	
			DEPARTURES	ARRIVALS	ENPLANED	DEPLANED	ENPLANED	DEPLANED
JULY	\$ 295,870	13.86%	250	250	33,826	34,190	43.10	4.50
AUGUST	295,371	14.38%	252	252	34,837	34,730	41.60	2.90
SEPTEMBER	297,632	11.81%	246	246	33,124	32,837	41.00	3.20
OCTOBER	338,776	2.35%	260	258	36,007	35,826	55.80	4.50
NOVEMBER	313,427	4.58%	215	217	29,351	30,083	55.80	2.90
DECEMBER	311,557	6.11%	215	215	28,339	28,948	42.10	3.50
JANUARY	311,108	5.94%	218	218	28,406	30,071	37.30	2.50
FEBRUARY	307,514	6.44%	214	214	28,713	29,399	26.80	2.30
MARCH	319,163	4.68%	235	235	32,842	33,041	4.20	2.20
APRIL	326,526	1.70%	225	223	31,716	30,773	3.90	2.80
MAY	333,299	-7.52%	239	241	33,374	33,746	3.70	3.70
JUNE	328,225	-7.51%	236	237	33,155	32,715	16.90	2.98
TOTALS	\$ 3,778,468	4.47%	2,805	2,806	383,690	386,359	372.20	37.98

NOTE:

a - Landing fee rate per 1,000 pounds at \$2.59 from April 2015, \$2.53 from October 2015, and \$2.55 from May 2016.

b - Remain overnight fee rate per night at \$170.16 from April 2015, \$167.42 from October 2015, and \$169.14 from May 2016.

c - Operations fee rate per operation on apron at \$23.27 from April 2015, \$22.78 from October 2015, and \$21.93 from May 2016.

d - Effective October 2015, lessee began paying Common Use Passenger Processing System (CUPPS) project upgrade cost recovery fees.

e - Lease expired December 31, 2015.

FRONTIER AIRLINES
CERTIFICATED PASSENGER AIRLINE LEASE
MONTH TO MONTH

15-16	TERMINAL RENT	UTILITIES FEES	JANITORIAL FEES	RAMP EQ STORAGE FEES	CUPPS FEES	CUPPS UPGRADE FEES (d)	ATIR FEES
JULY	\$ 77,903	\$ 7,867	\$ 12,254	\$ 1,486	\$ 5,746	\$ -	\$ 410
AUGUST	77,903	7,867	12,254	1,486	5,746	-	410
SEPTEMBER	77,903	7,867	12,254	1,486	5,746	-	410
OCTOBER	49,611	5,401	8,173	1,447	3,118	6,011	410
NOVEMBER	49,611	5,401	8,173	1,447	3,118	6,011	410
DECEMBER	49,611	5,401	8,173	1,447	3,118	6,011	410
JANUARY	49,611	5,401	8,173	1,447	3,118	6,011	410
FEBRUARY	49,611	5,401	8,173	1,447	3,118	6,011	410
MARCH	49,611	5,401	8,173	1,447	3,118	6,011	410
APRIL	49,611	5,401	8,173	1,447	3,118	6,011	410
MAY	41,709	3,595	6,882	1,459	2,864	4,555	410
JUNE	41,709	3,595	6,882	1,459	2,864	4,555	410
TOTALS	\$ 664,404	\$ 68,598	\$ 107,737	\$ 17,505	\$ 44,792	\$ 51,187	\$ 4,920

15-16	NUMBER OF LANDINGS	LANDING FEES (a)	NUMBER OF REMAIN OVERNIGHTS	REMAIN OVERNIGHT FEES (b)	OPERATIONS FEES (c)	LATE PAYMENT FEES	15-16 MONTHLY REVENUE	15-16 YTD REVENUE
JULY	62	\$ 21,595	-	\$ -	\$ 1,443	\$ -	\$ 128,704	\$ 128,704
AUGUST	62	21,595	-	-	1,443	-	128,704	257,408
SEPTEMBER	60	20,898	1	170	1,396	-	128,130	385,538
OCTOBER	62	21,061	-	-	1,390	446	97,068	482,606
NOVEMBER	58	20,654	-	-	1,321	1,213	97,359	579,965
DECEMBER	58	20,654	-	-	1,321	-	96,146	676,111
JANUARY	59	20,911	-	-	1,344	-	96,426	772,537
FEBRUARY	56	19,862	-	-	1,276	-	95,309	867,846
MARCH	54	19,237	-	-	1,230	3,401	98,039	965,885
APRIL	58	20,626	-	-	1,321	-	96,118	1,062,003
MAY	62	22,133	-	-	1,360	-	84,967	1,146,970
JUNE	60	21,419	-	-	1,316	-	84,209	1,231,179
TOTALS	711	\$ 250,645	1	\$ 170	\$ 16,161	\$ 5,060	\$ 1,231,179	\$ 1,231,179

15-16	14-15 MONTHLY REVENUE	% CHANGE 14-15 TO 15-16	FLIGHTS		PASSENGERS		AIR FREIGHT (TONS)	
			DEPARTURES	ARRIVALS	ENPLANED	DEPLANED	ENPLANED	DEPLANED
JULY	\$ 97,441	32.08%	62	62	8,624	8,676	-	-
AUGUST	97,090	32.56%	62	62	8,790	8,513	-	-
SEPTEMBER	126,368	1.39%	60	60	8,437	8,532	-	-
OCTOBER	130,323	-25.52%	62	62	8,975	9,217	-	-
NOVEMBER	129,057	-24.56%	58	58	9,058	9,197	-	-
DECEMBER	127,667	-24.69%	58	58	8,641	8,708	-	-
JANUARY	126,204	-23.60%	59	59	8,941	8,902	-	-
FEBRUARY	122,770	-22.37%	56	56	8,677	8,869	-	-
MARCH	126,935	-22.76%	54	54	8,166	8,745	-	-
APRIL	144,120	-33.31%	58	58	8,453	8,162	-	-
MAY	129,309	-34.29%	62	62	9,560	9,149	-	-
JUNE	127,960	-34.19%	60	60	9,803	8,591	-	-
TOTALS	\$ 1,485,244	-17.11%	711	711	106,125	105,261	-	-

NOTE:

- a - Landing fee rate per 1,000 pounds at \$2.59 from April 2015, \$2.53 from October 2015, and \$2.55 from May 2016.
b - Remain overnight fee rate per night at \$170.16 from April 2015, \$167.42 from October 2015, and \$169.14 from May 2016.
c - Operations fee rate per operation on apron at \$23.27 from April 2015, \$22.78 from October 2015, and \$21.93 from May 2016.
d - Effective October 2015, lessee began paying Common Use Passenger Processing System (CUPPS) project upgrade cost recovery fees.
e - Lease expired December 31, 2015.

HORIZON AIR INDUSTRIES, INC.
CERTIFICATED PASSENGER AIRLINE OPERATING LEASE
MONTH TO MONTH

15-16	TERMINAL RENT	UTILITIES FEES	JANITORIAL FEES	CUPPS FEES	CUPPS UPGRADE FEES
JULY	\$ -	\$ -	\$ -	\$ -	\$ -
AUGUST	-	-	-	-	-
SEPTEMBER	-	-	-	-	-
OCTOBER	-	-	-	-	-
NOVEMBER	-	-	-	-	-
DECEMBER	-	-	-	-	-
JANUARY	-	-	-	-	-
FEBRUARY	-	-	-	-	-
MARCH	12,741	1,232	1,865	712	1,371
APRIL	25,484	2,464	3,729	1,423	2,742
MAY	42,367	4,000	6,665	2,644	4,687
JUNE	42,367	4,000	6,665	2,644	4,687
TOTALS	\$ 122,959	\$ 11,696	\$ 18,924	\$ 7,423	\$ 13,487

15-16	NUMBER OF LANDINGS	LANDING FEES	NUMBER OF REMAIN OVERNIGHTS	REMAIN OVERNIGHT FEES	OPERATIONS FEES	LATE PAYMENT FEES	15-16 MONTHLY REVENUE	15-16 YTD REVENUE
JULY	-	\$ -	-	\$ -	\$ -	\$ -	\$ -	\$ -
AUGUST	-	-	-	-	-	-	\$ -	-
SEPTEMBER	-	-	-	-	-	-	\$ -	-
OCTOBER	-	-	-	-	-	-	\$ -	-
NOVEMBER	-	-	-	-	-	-	\$ -	-
DECEMBER	-	-	-	-	-	-	\$ -	-
JANUARY	-	-	-	-	-	-	\$ -	-
FEBRUARY	-	-	-	-	-	-	\$ -	-
MARCH	32	4,999	-	-	729	-	\$ 23,649	23,649
APRIL	60	9,374	1	167	1,367	-	\$ 46,750	70,399
MAY	62	9,763	-	-	1,360	-	\$ 71,486	141,885
JUNE	60	9,448	-	-	1,316	-	\$ 71,127	213,012
TOTALS	214	\$ 33,584	1	\$ 167	\$ 4,772	\$ -	\$ 213,012	\$ 213,012

15-16	14-15 MONTHLY REVENUE	% CHANGE 14-15 TO 15-16	FLIGHTS		PASSENGERS		AIR FREIGHT (TONS)	
			DEPARTURES	ARRIVALS	ENPLANED	DEPLANED	ENPLANED	DEPLANED
JULY	\$ -	N/A	-	-	-	-	-	-
AUGUST	-	N/A	-	-	-	-	-	-
SEPTEMBER	-	N/A	-	-	-	-	-	-
OCTOBER	-	N/A	-	-	-	-	-	-
NOVEMBER	-	N/A	-	-	-	-	-	-
DECEMBER	-	N/A	-	-	-	-	-	-
JANUARY	-	N/A	-	-	-	-	-	-
FEBRUARY	-	N/A	-	-	-	-	-	-
MARCH	-	N/A	32	32	2,038	2,024	-	-
APRIL	-	N/A	60	60	3,957	3,755	-	-
MAY	-	N/A	62	62	4,011	3,909	-	-
JUNE	-	N/A	60	60	4,036	3,956	-	0.30
TOTALS	\$ -	N/A	214	214	14,042	13,644	-	0.30

NOTE:

a - Horizon Air Industries, Inc. started service at John Wayne Airport on March 16, 2016.

INTERJET
CERTIFICATED PASSENGER AIRLINE LEASE
CEASED OPERATIONS 07/20/2014

15-16	TERMINAL RENT	UTILITIES FEES	JANITORIAL FEES	CUPPS FEES	ATIR FEES	CBP FEES	IAF FEES
JULY	\$ -	\$ -	\$ -	\$ -	\$ -	\$ -	\$ -
AUGUST	-	-	-	-	-	-	-
SEPTEMBER	-	-	-	-	-	-	-
OCTOBER	-	-	-	-	-	-	-
NOVEMBER	-	-	-	-	-	-	-
DECEMBER	-	-	-	-	-	-	-
JANUARY	-	-	-	-	-	-	-
FEBRUARY	-	-	-	-	-	-	-
MARCH	-	-	-	-	-	-	-
APRIL	-	-	-	-	-	-	-
MAY	-	-	-	-	-	-	-
JUNE	-	-	-	-	-	-	-
TOTALS	\$ -	\$ -	\$ -	\$ -	\$ -	\$ -	\$ -

15-16	NUMBER OF LANDINGS	LANDING FEES	NUMBER OF REMAIN OVERNIGHTS	REMAIN OVERNIGHT FEES	OPERATIONS FEES	LATE PAYMENT FEES	15-16 MONTHLY REVENUE	15-16 YTD REVENUE
JULY	-	\$ -	\$ -	\$ -	\$ -	\$ -	\$ -	\$ -
AUGUST	-	-	-	-	-	-	-	-
SEPTEMBER	-	-	-	-	-	-	-	-
OCTOBER	-	-	-	-	-	-	-	-
NOVEMBER	-	-	-	-	-	-	-	-
DECEMBER	-	-	-	-	-	-	-	-
JANUARY	-	-	-	-	-	-	-	-
FEBRUARY	-	-	-	-	-	-	-	-
MARCH	-	-	-	-	-	-	-	-
APRIL	-	-	-	-	-	-	-	-
MAY	-	-	-	-	-	-	-	-
JUNE	-	-	-	-	-	-	-	-
TOTALS	-	\$ -	\$ -	\$ -	\$ -	\$ -	\$ -	\$ -

15-16	14-15 MONTHLY REVENUE	% CHANGE 14-15 TO 15-16	FLIGHTS DEPARTURES	ARRIVALS	PASSENGERS ENPLANED	DEPLANED	AIR FREIGHT (TONS) ENPLANED	DEPLANED
JULY	\$ 114,732	-100.00%	-	-	-	-	-	-
AUGUST	43,592	-100.00%	-	-	-	-	-	-
SEPTEMBER	-	N/A	-	-	-	-	-	-
OCTOBER	-	N/A	-	-	-	-	-	-
NOVEMBER	-	N/A	-	-	-	-	-	-
DECEMBER	-	N/A	-	-	-	-	-	-
JANUARY	-	N/A	-	-	-	-	-	-
FEBRUARY	-	N/A	-	-	-	-	-	-
MARCH	-	N/A	-	-	-	-	-	-
APRIL	-	N/A	-	-	-	-	-	-
MAY	-	N/A	-	-	-	-	-	-
JUNE	-	N/A	-	-	-	-	-	-
TOTALS	\$ 158,324	-100.00%	-	-	-	-	-	-

NOTE:

a - Interjet ceased operations at John Wayne Airport on July 20, 2014. Rents and fees were due through August 12, 2014 due to the terms of their lease.

SKYWEST AIRLINES (COMMERCIAL)
CERTIFICATED PASSENGER AIRLINE OPERATING LICENSE
MONTH TO MONTH

15-16	TERMINAL RENT	UTILITIES FEES	JANITORIAL FEES	CUPPS FEES	CUPPS UPGRADE FEES (d)
JULY	\$ 45,657	\$ 4,917	\$ 7,636	\$ 3,670	\$ -
AUGUST	45,657	4,917	7,636	3,670	-
SEPTEMBER	45,657	4,917	7,636	3,670	-
OCTOBER	72,904	7,324	11,083	4,228	8,151
NOVEMBER	72,904	7,324	11,083	4,228	8,151
DECEMBER	72,904	7,324	11,083	4,228	8,151
JANUARY	72,904	7,324	11,083	4,228	8,151
FEBRUARY	72,904	7,324	11,083	4,228	8,151
MARCH	72,904	7,324	11,083	4,228	8,151
APRIL	72,904	7,324	11,083	4,228	8,151
MAY	84,172	8,691	15,602	6,357	10,615
JUNE	84,172	8,691	15,602	6,357	10,615
TOTALS	\$ 815,643	\$ 83,401	\$ 131,693	\$ 53,320	\$ 78,287

15-16	NUMBER OF LANDINGS	LANDING FEES (a)	NUMBER OF REMAIN OVERNIGHTS	REMAIN OVERNIGHT FEES (b)	OPERATIONS FEES (c)	LATE PAYMENT FEES	15-16 MONTHLY REVENUE	15-16 YTD REVENUE
JULY	82	\$ 15,950	25	\$ 4,254	\$ 1,908	\$ -	\$ 83,992	\$ 83,992
AUGUST	83	16,144	28	4,764	1,931	-	84,719	168,711
SEPTEMBER	55	10,698	27	4,594	1,280	-	78,452	247,163
OCTOBER	62	11,780	31	5,190	1,412	-	122,072	369,235
NOVEMBER	87	16,489	29	4,855	1,982	-	127,016	496,251
DECEMBER	90	17,080	29	4,855	2,050	-	127,675	623,926
JANUARY	166	31,514	33	5,525	3,781	-	144,510	768,436
FEBRUARY	154	29,234	30	5,023	3,508	-	141,455	909,891
MARCH	180	34,170	30	5,023	4,100	-	146,983	1,056,874
APRIL	193	36,635	29	4,855	4,419	-	149,599	1,206,473
MAY	202	38,644	30	5,074	4,408	385	173,948	1,380,421
JUNE	264	50,492	29	4,905	5,811	-	186,645	1,567,066
TOTALS	1,618	\$ 308,830	350	\$ 58,917	\$ 36,590	\$ 385	\$ 1,567,066	\$ 1,567,066

15-16	14-15 MONTHLY REVENUE	% CHANGE 14-15 TO 15-16	FLIGHTS		PASSENGERS		AIR FREIGHT (TONS)	
			DEPARTURES	ARRIVALS	ENPLANED	DEPLANED	ENPLANED	DEPLANED
JULY	\$ 79,275	5.95%	82	82	5,897	5,800	-	-
AUGUST	79,481	6.59%	83	83	5,749	5,994	-	-
SEPTEMBER	82,107	-4.45%	55	55	3,828	3,847	-	-
OCTOBER	80,243	52.13%	62	62	4,441	4,432	-	-
NOVEMBER	89,832	41.39%	87	87	6,236	6,298	-	-
DECEMBER	91,318	39.81%	90	90	6,287	6,141	-	-
JANUARY	90,453	59.76%	166	166	11,403	11,080	-	-
FEBRUARY	87,112	62.38%	154	154	10,638	10,726	-	-
MARCH	92,359	59.14%	180	180	12,474	12,837	-	-
APRIL	85,931	74.09%	194	193	13,710	13,925	-	-
MAY	85,230	104.09%	201	202	14,074	14,171	-	-
JUNE	86,150	116.65%	265	264	16,845	17,203	-	-
TOTALS	\$ 1,029,491	52.22%	1,619	1,618	111,582	112,454	-	-

NOTE:

- a - Landing fee rate per 1,000 pounds at \$2.59 from April 2015, \$2.53 from October 2015, and \$2.55 from May 2016.
b - Remain overnight fee rate per night at \$170.16 from April 2015, \$167.42 from October 2015, and \$169.14 from May 2016.
c - Operations fee rate per operation on apron at \$23.27 from April 2015, \$22.78 from October 2015, and \$21.93 from May 2016.
d - Effective October 2015, lessee began paying Common Use Passenger Processing System (CUPPS) project upgrade cost recovery fees.
e - Lease expired December 31, 2015.

SOUTHWEST AIRLINES
CERTIFICATED PASSENGER AIRLINE LEASE
MONTH TO MONTH

15-16	TERMINAL RENT	UTILITIES FEES	JANITORIAL FEES	RAMP EQ STORAGE FEES	CUPPS FEES	CUPPS UPGRADE FEES (d)	ATIR FEES	CBP FEES	IAF FEES
JULY	\$ 553,659	\$ 61,130	\$ 94,599	\$ 8,316	\$ 46,403	\$ -	\$ 4,473	\$ 114,150	\$ 72,326
AUGUST	553,659	61,130	94,599	8,316	46,403	-	4,473	114,150	72,326
SEPTEMBER	553,659	61,130	94,599	8,316	46,403	-	4,473	114,150	72,326
OCTOBER	728,718	77,263	116,926	8,098	44,608	85,987	4,473	90,077	62,155
NOVEMBER	728,718	77,263	116,926	8,098	44,608	85,987	4,473	90,077	62,155
DECEMBER	728,718	77,263	116,926	8,098	44,608	85,987	4,473	90,077	62,155
JANUARY	728,718	77,263	116,926	8,098	44,608	85,987	4,473	90,077	62,155
FEBRUARY	728,718	77,263	116,926	8,098	44,608	85,987	4,473	90,077	62,155
MARCH	728,718	77,263	116,926	8,098	44,608	85,987	4,473	90,077	62,155
APRIL	728,718	77,263	116,926	8,098	44,608	85,987	4,473	90,077	62,155
MAY	926,309	82,755	149,903	8,174	61,263	101,592	4,473	82,806	64,708
JUNE (f)	926,309	82,755	149,903	8,174	61,263	101,592	4,473	82,806	(235,292)
TOTALS	\$ 8,614,621	\$ 889,741	\$ 1,402,085	\$ 97,982	\$ 573,991	\$ 805,093	\$ 53,676	\$ 1,138,601	\$ 481,479

15-16	NUMBER OF LANDINGS	LANDING FEES (a)	NUMBER OF OVERNIGHTS	REMAIN OVERNIGHT FEES (b)	OPERATIONS FEES (c)	LATE PAYMENT FEES	15-16 MONTHLY REVENUE	15-16 YTD REVENUE
JULY	1,768	\$ 590,561	249	\$ 42,370	\$ 41,141	\$ 3,500	\$ 1,632,628	\$ 1,632,628
AUGUST	1,773	592,219	245	41,689	41,258	-	1,630,222	3,262,850
SEPTEMBER	1,711	571,540	240	40,838	39,815	-	1,607,249	4,870,099
OCTOBER	1,781	581,252	249	41,688	40,571	-	1,881,816	6,751,915
NOVEMBER	1,798	588,782	243	40,683	40,958	-	1,888,728	8,640,643
DECEMBER	1,876	613,434	244	40,850	42,735	3,500	1,918,824	10,559,467
JANUARY	1,847	605,540	249	41,688	42,029	-	1,907,562	12,467,029
FEBRUARY	1,742	571,294	233	39,009	39,683	-	1,868,291	14,335,320
MARCH	1,892	618,575	228	38,172	43,123	-	1,918,175	16,253,495
APRIL	1,833	595,218	232	38,841	41,733	-	1,894,097	18,147,592
MAY	1,895	618,569	249	42,116	41,557	-	2,184,225	20,331,817
JUNE	1,750	571,200	214	36,196	38,443	-	1,827,822	22,159,639
TOTALS	21,666	\$ 7,118,184	2,875	\$ 484,140	\$ 493,046	\$ 7,000	\$ 22,159,639	\$ 22,159,639

15-16	14-15 MONTHLY REVENUE	% CHANGE 14-15 TO 15-16	FLIGHTS DEPARTURES	ARRIVALS	PASSENGERS ENPLANED	DEPLANED	AIR FREIGHT (TONS) ENPLANED	DEPLANED
JULY	\$ 1,433,931	13.86%	1,768	1,768	199,207	201,797	24.13	43.41
AUGUST	1,418,680	14.91%	1,773	1,773	204,626	202,170	20.74	34.68
SEPTEMBER	1,512,119	6.29%	1,711	1,711	187,318	188,055	29.68	29.87
OCTOBER	1,856,252	1.38%	1,781	1,781	204,089	203,533	25.27	26.36
NOVEMBER	1,823,843	3.56%	1,798	1,798	204,013	204,631	35.65	35.34
DECEMBER	1,824,635	5.16%	1,876	1,876	205,791	207,402	46.69	55.23
JANUARY	1,842,970	3.50%	1,845	1,847	182,697	181,582	41.71	62.49
FEBRUARY	1,798,746	3.87%	1,742	1,742	183,165	180,694	35.06	58.50
MARCH	1,866,050	2.79%	1,893	1,892	209,528	207,472	44.90	61.17
APRIL	1,550,484	22.16%	1,832	1,833	202,317	203,385	34.80	44.86
MAY	1,556,906	40.29%	1,895	1,895	208,912	210,458	36.42	45.97
JUNE	1,566,907	16.65%	1,753	1,750	194,316	194,510	53.93	52.05
TOTALS	\$ 20,051,523	10.51%	21,667	21,666	2,385,979	2,385,689	428.98	549.93

NOTE:

a - Landing fee rate per 1,000 pounds at \$2.59 from April 2015, \$2.53 from October 2015, and \$2.55 from May 2016.

b - Remain overnight fee rate per night at \$170.16 from April 2015, \$167.42 from October 2015, and \$169.14 from May 2016.

c - Operations fee rate per operation on apron at \$23.27 from April 2015, \$22.78 from October 2015, and \$21.93 from May 2016.

d - Effective October 2015, lessee began paying Common Use Passenger Processing System (CUPPS) project upgrade cost recovery fees.

e - Lease expired December 31, 2015.

f - In June 2016, Southwest was awarded an incentive credit for its new destination of Puerto Vallarta in the amount of \$300,000, which was applied to IAF fees.

UNITED AIRLINES
CERTIFICATED PASSENGER AIRLINE LEASE
MONTH TO MONTH

15-16	TERMINAL RENT	MEZZANINE RENT	UTILITIES FEES	JANITORIAL FEES	RAMP EQ STORAGE FEES	CUPPS FEES	CUPPS UPGRADE FEES (d)	ATIR FEES
JULY	\$ 299,633	\$ 10,803	\$ 30,553	\$ 47,617	\$ 9,338	\$ 22,753	\$ -	\$ 6,456
AUGUST	299,633	10,803	30,553	47,617	9,338	22,753	-	6,456
SEPTEMBER	299,633	10,803	30,553	47,617	9,338	22,753	-	6,456
OCTOBER	297,202	11,984	26,642	40,319	9,094	15,382	29,651	6,456
NOVEMBER	297,202	11,984	26,642	40,319	9,094	15,382	29,651	6,456
DECEMBER	297,202	11,984	26,642	40,319	9,094	15,382	29,651	6,456
JANUARY	297,202	11,984	26,642	40,319	9,094	15,382	29,651	6,456
FEBRUARY	297,202	11,984	26,642	40,319	9,094	15,382	29,651	6,456
MARCH	297,202	11,984	26,642	40,319	9,094	15,382	29,651	6,456
APRIL	297,202	11,984	26,642	40,319	9,094	15,382	29,651	6,456
MAY	289,478	13,113	19,858	37,436	9,179	15,502	24,941	6,456
JUNE	289,478	13,113	19,858	37,436	9,179	15,502	24,941	6,456
TOTALS	\$ 3,558,269	\$ 142,523	\$ 317,869	\$ 499,956	\$ 110,030	\$ 206,937	\$ 257,439	\$ 77,472

15-16	NUMBER OF LANDINGS	LANDING FEES (a)	NUMBER OF REMAIN OVERNIGHTS	REMAIN OVERNIGHT FEES (b)	OPERATIONS FEES (c)	LATE PAYMENT FEES	15-16 MONTHLY REVENUE	15-16 YTD REVENUE
JULY	497	\$ 175,406	178	\$ 30,288	\$ 11,565	\$ -	\$ 644,412	\$ 644,412
AUGUST	489	172,786	177	30,118	11,379	-	641,436	1,285,848
SEPTEMBER	449	159,412	177	30,118	10,448	-	627,131	1,912,979
OCTOBER	486	168,232	181	30,303	11,094	-	646,359	2,559,338
NOVEMBER	463	159,613	177	29,633	10,524	-	636,500	3,195,838
DECEMBER	447	154,331	172	28,796	10,183	-	630,040	3,825,878
JANUARY	423	146,737	184	30,805	9,636	-	623,908	4,449,786
FEBRUARY	413	142,766	168	28,127	9,408	-	617,031	5,066,817
MARCH	451	154,566	181	30,303	10,274	2,500	634,373	5,701,190
APRIL	432	149,260	171	28,629	9,864	-	624,483	6,325,673
MAY	491	169,643	178	30,107	10,746	-	626,459	6,952,132
JUNE	483	166,132	172	29,092	10,592	-	621,779	7,573,911
TOTALS	5,524	\$ 1,918,884	2,116	\$ 356,319	\$ 125,713	\$ 2,500	\$ 7,573,911	\$ 7,573,911

15-16	14-15 MONTHLY REVENUE	% CHANGE 14-15 TO 15-16	FLIGHTS DEPARTURES	ARRIVALS	PASSENGERS ENPLANED	DEPLANED	AIR FREIGHT (TONS) ENPLANED	DEPLANED
JULY	\$ 747,636	-13.81%	497	497	59,760	61,584	43.00	-
AUGUST	743,364	-13.71%	489	489	61,205	60,616	42.00	-
SEPTEMBER	630,431	-0.52%	449	449	54,154	55,885	41.00	-
OCTOBER	559,860	15.45%	487	486	59,870	60,938	47.00	-
NOVEMBER	543,888	17.03%	462	463	54,993	56,104	68.00	-
DECEMBER	537,041	17.32%	447	447	53,276	54,492	56.00	-
JANUARY	528,600	18.03%	423	423	49,722	50,816	40.00	-
FEBRUARY	508,523	21.34%	413	413	46,863	48,023	87.00	-
MARCH	536,549	18.23%	451	451	53,926	53,557	4.00	-
APRIL	627,794	-0.53%	433	432	53,090	51,991	-	-
MAY	638,992	-1.96%	490	491	58,399	58,949	-	-
JUNE	642,742	-3.26%	483	483	58,346	57,814	-	-
TOTALS	\$ 7,245,420	4.53%	5,524	5,524	663,604	670,769	428.00	-

NOTE:

- a - Landing fee rate per 1,000 pounds at \$2.59 from April 2015, \$2.53 from October 2015, and \$2.55 from May 2016.
b - Remain overnight fee rate per night at \$170.16 from April 2015, \$167.42 from October 2015, and \$169.14 from May 2016.
c - Operations fee rate per operation on apron at \$23.27 from April 2015, \$22.78 from October 2015, and \$21.93 from May 2016.
d - Effective October 2015, lessee began paying Common Use Passenger Processing System (CUPPS) project upgrade cost recovery fees.
e - Lease expired December 31, 2015.

US AIRWAYS
CERTIFICATED PASSENGER AIRLINE LEASE
MONTH TO MONTH

15-16	TERMINAL RENT	UTILITIES FEES	JANITORIAL FEES	RAMP EQ STORAGE FEES	CUPPS FEES	CUPPS UPGRADE FEES (d)	ATIR FEES
JULY	\$ 96,943	\$ 8,620	\$ 13,405	\$ 5,412	\$ 6,490	\$ -	\$ 7,958
AUGUST	96,943	8,620	13,405	5,412	6,490	-	7,958
SEPTEMBER	96,943	8,620	13,405	5,412	6,490	-	7,958
OCTOBER	44,211	2,070	3,133	5,271	1,195	2,304	7,958
NOVEMBER	44,211	2,070	3,133	5,271	1,195	2,304	7,958
DECEMBER	44,211	2,070	3,133	5,271	1,195	2,304	7,958
JANUARY (e)	44,211	2,070	3,133	5,271	1,195	2,304	7,958
FEBRUARY	44,211	2,070	3,133	5,271	1,195	2,304	7,958
MARCH	44,211	2,070	3,133	5,271	1,195	2,304	7,958
APRIL	44,211	2,070	3,133	5,271	1,195	2,304	7,958
MAY	43,150	1,451	2,758	5,319	1,145	1,831	7,958
JUNE	43,150	1,451	2,758	5,319	1,145	1,831	7,958
TOTALS	\$ 686,606	\$ 43,252	\$ 67,662	\$ 63,771	\$ 30,125	\$ 19,790	\$ 95,496

15-16	NUMBER OF LANDINGS	LANDING FEES (a)	NUMBER OF REMAIN OVERNIGHTS	REMAIN OVERNIGHT FEES (a)	OPERATIONS FEES (a)	LATE PAYMENT FEES	15-16 MONTHLY REVENUE	15-16 YTD REVENUE
JULY	150	\$ 57,569	32	\$ 5,445	\$ 3,467	\$ -	\$ 205,309	\$ 205,309
AUGUST	151	58,265	31	5,275	3,560	-	205,928	411,237
SEPTEMBER	132	54,239	39	6,636	3,048	-	202,751	613,988
OCTOBER	76	60,344	17	5,357	3,371	2,182	137,396	751,384
NOVEMBER (f)	-	57,523	-	5,023	3,258	1,036	132,982	884,366
DECEMBER	-	57,171	-	5,190	3,371	-	131,874	1,016,240
JANUARY	-	-	-	-	-	-	66,142	1,082,382
FEBRUARY	-	-	-	-	-	1,075	67,217	1,149,599
MARCH	-	-	-	-	-	-	66,142	1,215,741
APRIL	-	-	-	-	-	-	66,142	1,281,883
MAY	-	-	-	-	-	-	63,612	1,345,495
JUNE	-	-	-	-	-	-	63,612	1,409,107
TOTALS	509	\$ 345,111	119	\$ 32,926	\$ 20,075	\$ 4,293	\$ 1,409,107	\$ 1,409,107

15-16	14-15 MONTHLY REVENUE	% CHANGE 14-15 TO 15-16	FLIGHTS		PASSENGERS		AIR FREIGHT (TONS)	
			DEPARTURES	ARRIVALS	ENPLANED	DEPLANED	ENPLANED	DEPLANED
JULY	\$ 191,754	7.07%	149	150	21,595	20,763	0.87	0.51
AUGUST	190,370	8.17%	153	151	22,633	20,880	1.13	0.17
SEPTEMBER	194,670	4.15%	131	132	19,229	18,805	1.05	0.25
OCTOBER	197,056	-30.28%	76	76	11,095	11,091	4.75	0.85
NOVEMBER	193,525	-31.28%	-	-	-	-	0.76	0.02
DECEMBER	193,932	-32.00%	-	-	-	-	0.28	0.24
JANUARY	192,672	-65.67%	-	-	-	-	-	-
FEBRUARY	186,691	-64.00%	-	-	-	-	-	-
MARCH	195,783	-66.22%	-	-	-	-	-	-
APRIL	196,756	-66.38%	-	-	-	-	-	-
MAY	205,331	-69.02%	-	-	-	-	-	-
JUNE	206,029	-69.12%	-	-	-	-	-	-
TOTALS	\$ 2,344,569	-39.90%	509	509	74,552	71,539	8.84	2.04

NOTE:

- a - Landing fee rate per 1,000 pounds at \$2.59 from April 2015, \$2.53 from October 2015, and \$2.55 from May 2016.
b - Remain overnight fee rate per night at \$170.16 from April 2015, \$167.42 from October 2015, and \$169.14 from May 2016.
c - Operations fee rate per operation on apron at \$23.27 from April 2015, \$22.78 from October 2015, and \$21.93 from May 2016.
d - Effective October 2015, lessee began paying Common Use Passenger Processing System (CUPPS) project upgrade cost recovery fees.
e - Effective January 2016, operations, landing, and RON fees are combined with American Airlines.
f - Effective November 2015, monthly flights and passenger totals are combined with American Airlines.
g - Lease expired December 31, 2015.

WESTJET
CERTIFICATED PASSENGER AIRLINE LEASE
MONTH TO MONTH

15-16	TERMINAL RENT	UTILITIES FEES	JANITORIAL FEES	RAMP EQ STORAGE FEES	CUPPS FEES	CUPPS UPGRADE FEES (d)	ATIR FEES	CBP FEES
JULY	\$ 35,540	\$ 3,326	\$ 5,168	\$ 419	\$ 2,462	\$ -	\$ 708	\$ (6,989)
AUGUST	35,540	3,326	5,168	419	2,462	-	708	(6,989)
SEPTEMBER	35,540	3,326	5,168	419	2,462	-	708	(6,989)
OCTOBER	37,213	3,341	5,056	315	1,929	3,718	708	10,392
NOVEMBER	37,213	3,341	5,056	315	1,929	3,718	708	10,392
DECEMBER	37,213	3,341	5,056	315	1,929	3,718	708	10,392
JANUARY	37,213	3,341	5,056	315	1,929	3,718	708	10,392
FEBRUARY	37,213	3,341	5,056	315	1,929	3,718	708	10,392
MARCH	37,213	3,341	5,056	315	1,929	3,718	708	10,392
APRIL	37,213	3,341	5,056	315	1,929	3,718	708	10,392
MAY	33,783	2,360	4,480	552	1,859	2,976	708	10,392
JUNE	33,783	2,360	4,480	552	1,859	2,976	708	10,392
TOTALS	\$ 434,677	\$ 38,085	\$ 59,856	\$ 4,566	\$ 24,607	\$ 31,978	\$ 8,496	\$ 72,561

15-16	NUMBER OF LANDINGS	LANDING FEES (a)	NUMBER OF REMAIN OVERNIGHTS	REMAIN OVERNIGHT FEES (b)	OPERATIONS FEES (c)	LATE PAYMENT FEES	15-16 MONTHLY REVENUE	15-16 YTD REVENUE
JULY	31	\$ 10,373	-	\$ -	\$ 721	\$ -	\$ 51,728	\$ 51,728
AUGUST	31	10,373	-	-	721	-	51,728	103,456
SEPTEMBER	30	10,039	1	170	698	-	51,541	154,997
OCTOBER	27	8,826	-	-	615	-	72,113	227,110
NOVEMBER	28	9,153	-	-	638	-	72,463	299,573
DECEMBER	31	10,133	-	-	706	-	73,511	373,084
JANUARY	25	8,172	-	-	570	-	71,414	444,498
FEBRUARY	25	8,172	-	-	570	-	71,414	515,912
MARCH	26	8,499	-	-	592	-	71,763	587,675
APRIL	26	8,477	-	-	592	-	71,741	659,416
MAY	31	10,213	-	-	680	-	68,003	727,419
JUNE	30	9,884	-	-	658	-	67,652	795,071
TOTALS	341	\$ 112,314	1	\$ 170	\$ 7,761	\$ -	\$ 795,071	\$ 795,071

15-16	14-15 MONTHLY REVENUE	% CHANGE 14-15 TO 15-16	FLIGHTS		PASSENGERS		AIR FREIGHT (TONS)	
			DEPARTURES	ARRIVALS	ENPLANED	DEPLANED	ENPLANED	DEPLANED
JULY	\$ 69,984	-26.09%	31	31	3,607	3,721	-	-
AUGUST	69,984	-26.09%	31	31	3,681	3,920	-	-
SEPTEMBER	70,372	-26.76%	30	30	3,290	3,371	-	-
OCTOBER	73,176	-1.45%	27	27	2,912	3,106	-	-
NOVEMBER	72,802	-0.47%	28	28	2,896	2,926	-	-
DECEMBER	73,176	0.46%	31	31	3,420	3,251	-	-
JANUARY	73,346	-2.63%	25	25	2,679	2,693	-	-
FEBRUARY	72,120	-0.98%	25	25	2,871	3,063	-	-
MARCH	73,176	-1.93%	26	26	2,954	3,049	-	-
APRIL	51,371	39.65%	26	26	2,685	2,967	-	-
MAY	51,728	31.46%	31	31	3,355	3,319	-	-
JUNE	51,371	31.69%	30	30	2,647	2,877	-	-
TOTALS	\$ 802,606	-0.94%	341	341	36,997	38,263	-	-

NOTE:

a - Landing fee rate per 1,000 pounds at \$2.59 from April 2015, \$2.53 from October 2015, and \$2.55 from May 2016.

b - Remain overnight fee rate per night at \$170.16 from April 2015, \$167.42 from October 2015, and \$169.14 from May 2016.

c - Operations fee rate per operation on apron at \$23.27 from April 2015, \$22.78 from October 2015, and \$21.93 from May 2016.

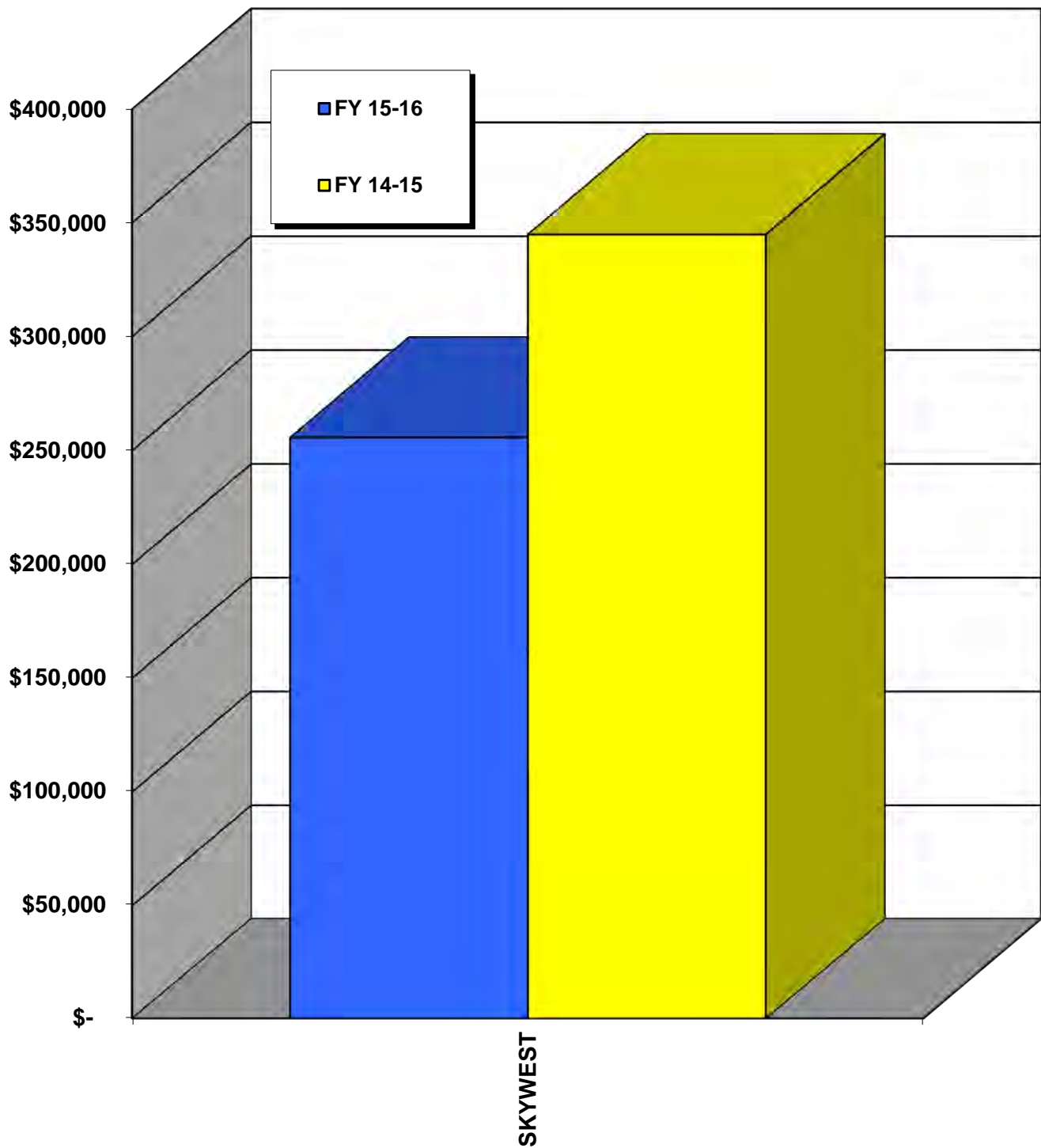
d - Effective October 2015, lessee began paying Common Use Passenger Processing System (CUPPS) project upgrade cost recovery fees.

e - Lease expired December 31, 2015.

COMMUTER AIRLINES



COMMUTER AIRLINES SUMMARY



COMMUTER AIRLINES SUMMARY FOR FY 2015-2016

15-16	NUMBER OF LANDINGS	LANDING FEES (a)	NUMBER OF REMAIN OVERNIGHTS	REMAIN OVERNIGHT FEES (b)	OPERATIONS FEES (c)	LATE PAYMENT FEES
SKYWEST	1,245	\$ 212,976	312	\$ 35,202	\$ 3,994	\$ 3,547
TOTALS	1,245	\$ 212,976	312	\$ 35,202	\$ 3,994	\$ 3,547

15-16	15-16 TOTAL REVENUE	14-15 TOTAL REVENUE	% CHANGE 14-15 TO 15-16	FLIGHTS DEPARTURES	ARRIVALS
SKYWEST	\$ 255,719	\$ 344,934	-25.86%	1,245	1,245
TOTALS	\$ 255,719	\$ 344,934	-25.86%	1,245	1,245

15-16	PASSENGERS ENPLANED	DEPLANED	AIR FREIGHT (TONS) ENPLANED	DEPLANED
SKYWEST	80,072	82,035	-	-
TOTALS	80,072	82,035	-	-

NOTE:

- a - Landing fee rate per 1,000 pounds at \$2.59 from April 2015, \$2.53 from October 2015, and \$2.55 from May 2016.
- b - Remain overnight fee rate per night at \$114.01 from April 2015, \$112.17 from October 2015, and \$113.32 from May 2016.
- c - Operations fee rate per operations on apron at \$3.26 from April 2015, \$3.19 from October 2015, and \$3.07 from May 2016.

SKYWEST AIRLINES
COMMUTER AIRLINE OPERATING LICENSE
MONTH TO MONTH

15-16	NUMBER OF LANDINGS	LANDING FEES (a)	NUMBER OF REMAIN OVERNIGHTS	REMAIN OVERNIGHT FEES (b)	OPERATIONS FEES (c)	LATE PAYMENT FEES	15-16 MONTHLY REVENUE	15-16 YTD REVENUE
JULY	156	\$ 27,019	27	\$ 3,078	\$ 509	\$ -	\$ 30,606	\$ 30,606
AUGUST	156	27,019	25	2,850	509	-	30,378	60,984
SEPTEMBER	155	26,897	25	2,850	505	-	30,252	91,236
OCTOBER	149	25,257	25	2,804	479	-	28,540	119,776
NOVEMBER	142	24,091	26	2,916	450	-	27,457	147,233
DECEMBER	139	23,562	27	3,029	443	1,047	28,081	175,314
JANUARY	61	10,340	24	2,692	195	-	13,227	188,541
FEBRUARY	65	11,018	24	2,692	207	-	13,917	202,458
MARCH	61	10,340	28	3,141	195	-	13,676	216,134
APRIL	55	9,323	25	2,804	179	-	12,306	228,440
MAY	53	9,055	30	3,400	160	-	12,615	241,055
JUNE	53	9,055	26	2,946	163	2,500	14,664	255,719
TOTALS	1,245	\$ 212,976	312	\$ 35,202	\$ 3,994	\$ 3,547	\$ 255,719	\$ 255,719

15-16	14-15 MONTHLY REVENUE	% CHANGE 14-15 TO 15-16	FLIGHTS DEPARTURES	ARRIVALS	PASSENGERS ENPLANED	DEPLANED	AIR FREIGHT (TONS) ENPLANED	DEPLANED
JULY	\$ 31,074	-1.51%	156	156	10,106	10,332	-	-
AUGUST	29,088	4.43%	156	156	10,308	10,373	-	-
SEPTEMBER	27,195	11.24%	155	155	10,188	10,363	-	-
OCTOBER	29,994	-4.85%	150	149	9,894	10,111	-	-
NOVEMBER	27,260	0.72%	141	142	9,229	9,413	-	-
DECEMBER	28,016	0.23%	139	139	8,736	9,212	-	-
JANUARY	27,672	-52.20%	61	61	3,638	3,762	-	-
FEBRUARY	24,422	-43.01%	65	65	4,094	4,076	-	-
MARCH	30,216	-54.74%	61	61	3,835	3,951	-	-
APRIL	30,200	-59.25%	56	55	3,417	3,552	-	-
MAY	29,607	-57.39%	52	53	3,114	3,452	-	-
JUNE	30,190	-51.43%	53	53	3,513	3,438	-	-
TOTALS	\$ 344,934	-25.86%	1,245	1,245	80,072	82,035	-	-

NOTE:

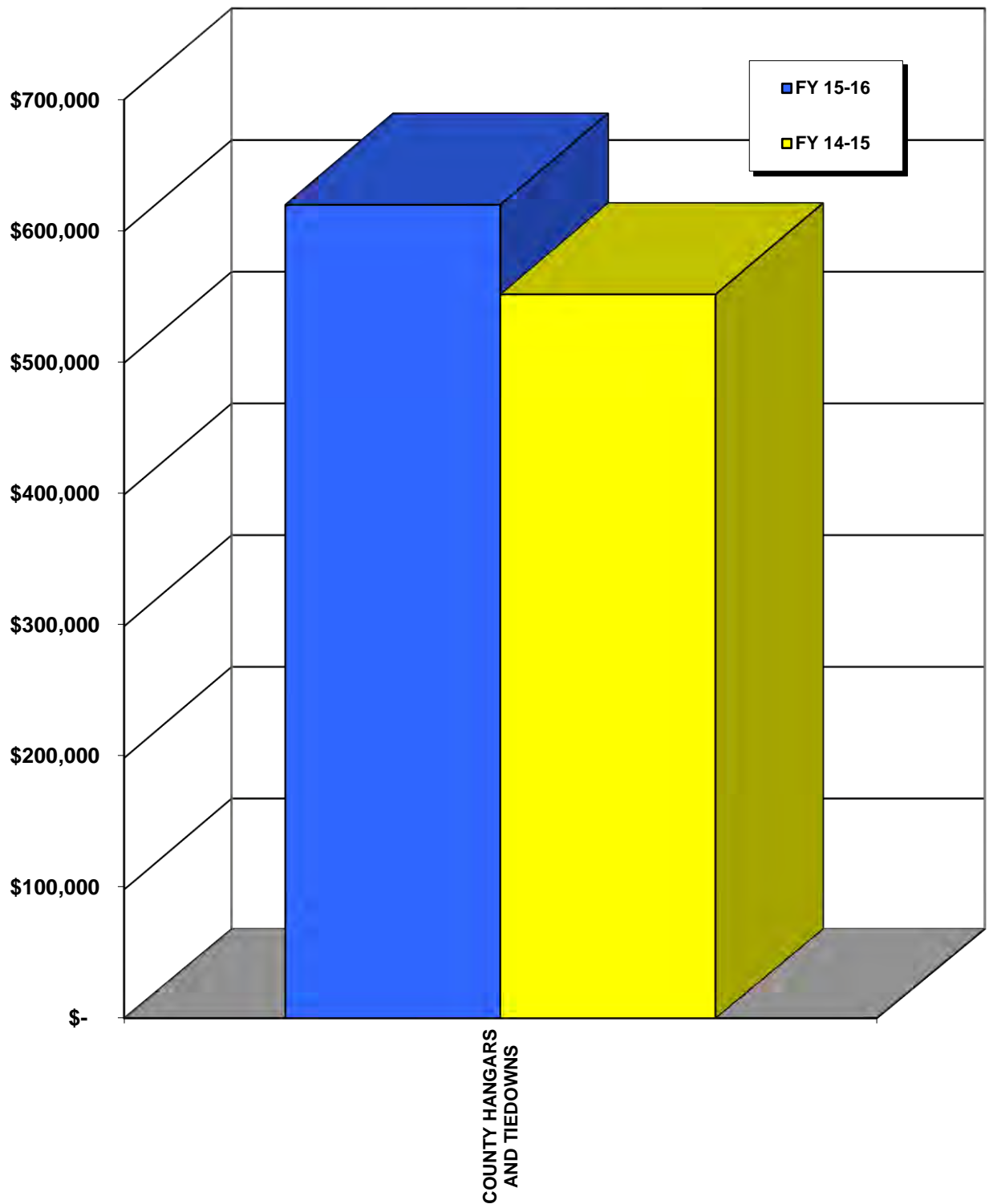
- a - Landing fee rate per 1,000 pounds at \$2.59 from April 2015, \$2.53 from October 2015, and \$2.55 from May 2016.
- b - Remain overnight fee rate per night at \$114.01 from April 2015, \$112.17 from October 2015, and \$113.32 from May 2016.
- c - Operations fee rate per operations on apron at \$3.26 from April 2015, \$3.19 from October 2015, and \$3.07 from May 2016.

COUNTY HANGARS AND TIEDOWNS



COUNTY HANGARS
AND TIEDOWNS

COUNTY HANGARS AND TIEDOWNS SUMMARY



COUNTY HANGARS AND TIEDOWNS

15-16	COUNTY HANGAR REVENUE	COUNTY TIEDOWN REVENUE	COUNTY SHADED TIEDOWN REVENUE	LATE PAYMENT FEES	15-16 MONTHLY REVENUE (a)	14-15 MONTHLY REVENUE (a)	% CHANGE 14-15 TO 15-16
JULY	\$ 2,123	\$ 34,180	\$ 17,100	\$ 166	\$ 53,569	\$ 37,759	41.87%
AUGUST	1,737	33,472	13,890	878	49,977	52,100	-4.07%
SEPTEMBER	2,205	33,439	14,302	281	50,227	40,317	24.58%
OCTOBER	1,737	24,504	13,464	23	39,728	42,470	-6.46%
NOVEMBER	1,659	19,735	11,228	121	32,743	43,320	-24.42%
DECEMBER	2,699	49,545	21,202	289	73,735	52,905	39.37%
JANUARY	1,744	29,288	15,730	224	46,986	52,994	-11.34%
FEBRUARY	1,744	32,888	19,290	66	53,988	45,200	19.44%
MARCH	2,108	33,025	21,086	190	56,409	51,682	9.15%
APRIL	1,738	31,107	11,750	139	44,734	39,629	12.88%
MAY	2,123	30,645	18,438	184	51,390	46,340	10.90%
JUNE	2,316	41,606	22,618	108	66,648	47,363	40.72%
TOTALS	\$ 23,933	\$ 393,434	\$ 200,098	\$ 2,669	\$ 620,134	\$ 552,079	12.33%

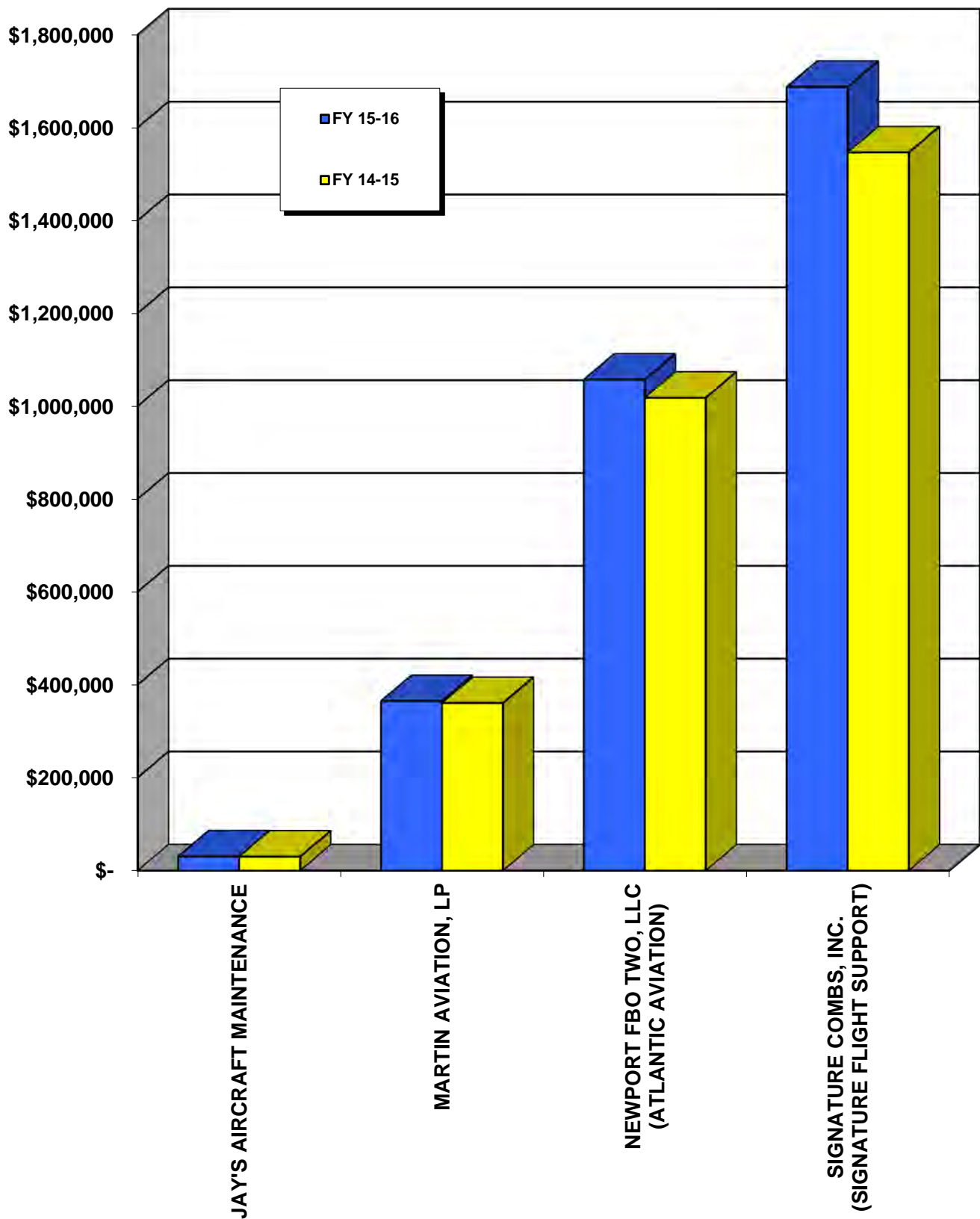
NOTE:

a - For consistency between prior year Revenue Reports, County Hangar and Tiedown revenue are presented on a cash basis.

FIXED BASE OPERATORS



FIXED BASE OPERATORS SUMMARY



FIXED BASE OPERATORS SUMMARY FOR FY 2015-2016

LESSEE	FBO GROUND RENT	FUEL STORAGE RENT	EQUIPMENT STORAGE RENT	FUEL FLOWAGE FEES	TRANSIENT PARKING FEES	RENTAL CAR FEES
JAY'S AIRCRAFT MAINTENANCE	\$ 30,344	\$ -	\$ -	\$ -	\$ -	\$ -
MARTIN AVIATION, LP	363,660	-	624	-	-	-
NEWPORT FBO TWO, LLC (ATLANTIC AVIATION)	670,500	16,844	-	218,091	100,392	48,730
SIGNATURE COMBS, INC. (SIGNATURE FLIGHT SUPPORT)	1,229,584	21,264	-	259,440	20,441	3,237
TOTALS	\$ 2,294,088	\$ 38,108	\$ 624	\$ 477,531	\$ 120,833	\$ 51,967

LESSEE	AIRLINE SERVICES FEES	LATE PAYMENT FEES	15-16 TOTAL REVENUE	14-15 TOTAL REVENUE	% CHANGE 14-15 TO 15-16
JAY'S AIRCRAFT MAINTENANCE	\$ -	\$ -	\$ 30,344	\$ 29,864	1.61%
MARTIN AVIATION, LP	-	-	364,284	359,934	1.21%
NEWPORT FBO TWO, LLC (ATLANTIC AVIATION)	(a),(b) 1,500	670	1,056,727	1,017,688	3.84%
SIGNATURE COMBS, INC. (SIGNATURE FLIGHT SUPPORT)	(a) 149,511	3,937	1,687,414	1,546,228	9.13%
TOTALS	\$ 151,011	\$ 4,607	\$ 3,138,769	\$ 2,953,714	6.27%

LESSEE	LUBRICANT	FUEL DELIVERED - GALLONS			
	DELIVERED - GALLONS	100LL	TURBINE	OTHER	TOTAL
NEWPORT FBO TWO, LLC (ATLANTIC AVIATION)	-	175,234	3,424,942	34,669	3,634,845
SIGNATURE COMBS, INC. (SIGNATURE FLIGHT SUPPORT)	930	97,185	4,197,858	27,422	4,322,465
TOTALS	930	272,419	7,622,800	62,091	7,957,310

NOTE:

a - Includes an auditor adjustment to the 2014-2015 Revenue Report.

b - Includes late fee adjustments to increase revenue reported in the 2014-2015 Revenue Report.

**JAY'S AIRCRAFT MAINTENANCE
FBO LEASE**

LEASE EXPIRES 02/28/2017

	FBO	LATE	15-16	15-16	14-15	% CHANGE
15-16	GROUND	PAYMENT	MONTHLY	YTD	MONTHLY	14-15 TO
	RENT (a)	FEES	REVENUE	REVENUE	REVENUE	15-16
JULY	\$ 2,520	\$ -	\$ 2,520	\$ 2,520	\$ 2,473	1.90%
AUGUST	2,520	-	2,520	5,040	2,473	1.90%
SEPTEMBER	2,520	-	2,520	7,560	2,473	1.90%
OCTOBER	2,520	-	2,520	10,080	2,473	1.90%
NOVEMBER	2,520	-	2,520	12,600	2,473	1.90%
DECEMBER	2,520	-	2,520	15,120	2,473	1.90%
JANUARY	2,520	-	2,520	17,640	2,473	1.90%
FEBRUARY	2,520	-	2,520	20,160	2,473	1.90%
MARCH	2,546	-	2,546	22,706	2,520	1.03%
APRIL	2,546	-	2,546	25,252	2,520	1.03%
MAY	2,546	-	2,546	27,798	2,520	1.03%
JUNE	2,546	-	2,546	30,344	2,520	1.03%
TOTALS	\$ 30,344	\$ -	\$ 30,344	\$ 30,344	\$ 29,864	1.61%

NOTE:

a - Effective March 2016, monthly rent increased from \$2,520 to \$2,546.

PM 1121-223-20
PM 1121-223-24

MARTIN AVIATION, LP
FBO LEASE

LEASE EXPIRES 08/31/2026

15-16	FBO GROUND RENT (a)	EQUIPMENT STORAGE RENT (b)	LATE PAYMENT FEES	15-16 MONTHLY REVENUE	15-16 YTD REVENUE	14-15 MONTHLY REVENUE	% CHANGE 14-15 TO 15-16
JULY	\$ 30,025	\$ 52	\$ -	\$ 30,077	\$ 30,077	\$ 29,582	1.67%
AUGUST	30,025	52	-	30,077	60,154	29,582	1.67%
SEPTEMBER	30,361	52	-	30,413	90,567	30,077	1.12%
OCTOBER	30,361	52	-	30,413	120,980	30,077	1.12%
NOVEMBER	30,361	52	-	30,413	151,393	30,077	1.12%
DECEMBER	30,361	52	-	30,413	181,806	30,077	1.12%
JANUARY	30,361	52	-	30,413	212,219	30,077	1.12%
FEBRUARY	30,361	52	-	30,413	242,632	30,077	1.12%
MARCH	30,361	52	-	30,413	273,045	30,077	1.12%
APRIL	30,361	52	-	30,413	303,458	30,077	1.12%
MAY	30,361	52	-	30,413	333,871	30,077	1.12%
JUNE	30,361	52	-	30,413	364,284	30,077	1.12%
TOTALS	\$ 363,660	\$ 624	\$ -	\$ 364,284	\$ 364,284	\$ 359,934	1.21%

NOTE:

a - Effective September 2015, monthly rent increased from \$30,025 to \$30,361.

b - Effective September 2015, monthly rent increased from \$51.80 to \$52.15.

PM 1121-223-12.2,.4,.5 (g)
 PM 1121-281-28 (a)
 PM 1121-360-152 (b)

NEWPORT FBO TWO, LLC
dba ATLANTIC AVIATION
FBO LEASE

MONTH TO MONTH

15-16	FBO GROUND RENT (c)	FUEL STORAGE RENT (d)	FUEL FLOWAGE FEES	TRANSIENT PARKING FEES	RENTAL CAR FEES	AIRLINE SERVICES FEES	LATE PAYMENT FEES	15-16 MONTHLY REVENUE	15-16 YTD REVENUE
JULY	\$ 55,369	\$ 1,391	\$ 18,880	\$ 9,718	\$ 5,457	\$ 125	\$ 209	\$ 91,149	\$ 91,149
AUGUST	55,369	1,391	20,864	9,538	6,900	125	-	94,187	185,336
SEPTEMBER	55,369	1,391	19,458	8,820	4,240	125	102	89,505	274,841
OCTOBER	55,369	1,391	19,059	8,160	3,970	125	-	88,074	362,915
NOVEMBER	56,128	1,410	17,956	7,470	2,862	125	-	85,951	448,866
DECEMBER	56,128	1,410	18,040	7,998	3,752	125	-	87,453	536,319
JANUARY	56,128	1,410	16,928	7,303	3,317	125	-	85,211	621,530
FEBRUARY	56,128	1,410	15,783	8,255	3,350	125	-	85,051	706,581
MARCH	56,128	1,410	17,277	8,310	2,641	125	-	85,891	792,472
APRIL	56,128	1,410	18,202	6,875	3,876	125	-	86,616	879,088
MAY	56,128	1,410	17,364	7,555	3,695	125	359	86,636	965,724
JUNE	56,128	1,410	18,280	10,390	4,670	125	-	91,003	1,056,727
TOTALS	\$ 670,500	\$ 16,844	\$ 218,091	\$ 100,392	\$ 48,730	\$ 1,500	\$ 670	\$ 1,056,727	\$ 1,056,727

15-16	14-15 MONTHLY REVENUE (e)	% CHANGE 14-15 TO 15-16	LUBRICANT DELIVERED - GALLONS	FUEL DELIVERED - GALLONS				YTD
				100LL	TURBINE	OTHER	TOTAL	
JULY	\$ 88,026	3.55%	-	15,984	294,782	3,905	314,671	314,671
AUGUST	83,514	12.78%	-	15,949	331,791	-	347,740	662,411
SEPTEMBER	82,023	9.12%	-	15,417	301,514	7,375	324,306	986,717
OCTOBER	87,569	0.58%	-	7,919	309,728	-	317,647	1,304,364
NOVEMBER	79,701	7.84%	-	15,973	283,287	-	299,260	1,603,624
DECEMBER (f)	82,909	5.48%	-	16,079	284,580	-	300,659	1,904,283
JANUARY	85,686	-0.55%	-	16,035	258,111	7,980	282,126	2,186,409
FEBRUARY	81,276	4.64%	-	8,236	254,809	-	263,045	2,449,454
MARCH	89,569	-4.11%	-	15,950	272,008	-	287,958	2,737,412
APRIL	83,812	3.35%	-	16,023	280,015	7,323	303,361	3,040,773
MAY	84,791	2.18%	-	23,799	265,606	-	289,405	3,330,178
JUNE	88,812	2.47%	-	7,870	288,711	8,086	304,667	3,634,845
TOTALS	\$ 1,017,688	3.84%	-	175,234	3,424,942	34,669	3,634,845	3,634,845

NOTE:

a - Atlantic Aviation's Transient Parking license is month-to-month.

b - Atlantic Aviation's Airline Related Services license is month-to-month. Greater of monthly minimum of \$125 or 10% of monthly ramp services gross receipts.

c - Effective November 2015, monthly rent increased from \$55,369 to \$56,128.

d - Effective November 2015, monthly rent increased from \$1,391 to \$1,410.

e - Includes an auditor adjustment to increase revenue reported in the 2014-2015 Revenue Report.

f - Includes a late fee adjustment to increase revenue reported in the 2014-2015 Revenue Report.

g - Lease expired October 31, 2014.

PM 1121-223-11, 11.1 (f)
PM 1121-281-26 (a)
PM 1121-360-151 (b)

SIGNATURE COMBS, INC.
dba SIGNATURE FLIGHT SUPPORT
FBO LEASE
MONTH TO MONTH

15-16	FBO GROUND RENT (c)	FUEL STORAGE RENT (d)	FUEL FLOWAGE FEES	TRANSIENT PARKING FEES	RENTAL CAR FEES	AIRLINE SERVICES FEES	LATE PAYMENT FEES	15-16 MONTHLY REVENUE	15-16 YTD REVENUE
JULY	\$ 101,538	\$ 1,756	\$ 16,663	\$ 1,210	\$ 307	\$ 10,248	\$ 1,664	\$ 133,386	\$ 133,386
AUGUST	101,538	1,756	20,231	1,795	320	11,506	117	137,263	270,649
SEPTEMBER	101,538	1,756	23,169	1,480	373	13,621	-	141,937	412,586
OCTOBER	101,538	1,756	19,177	1,825	253	11,351	-	135,900	548,486
NOVEMBER	102,929	1,780	17,117	1,220	243	11,236	-	134,525	683,011
DECEMBER	102,929	1,780	29,968	2,113	214	17,422	127	154,553	837,564
JANUARY	102,929	1,780	19,759	1,930	264	12,038	-	138,700	976,264
FEBRUARY	102,929	1,780	23,360	1,355	246	11,380	1,649	142,699	1,118,963
MARCH	102,929	1,780	23,888	1,835	211	12,503	132	143,278	1,262,241
APRIL	102,929	1,780	20,086	1,990	354	11,931	120	139,190	1,401,431
MAY	102,929	1,780	25,247	1,798	184	13,145	-	145,083	1,546,514
JUNE	102,929	1,780	20,775	1,890	268	13,130	128	140,900	1,687,414
TOTALS	\$ 1,229,584	\$ 21,264	\$ 259,440	\$ 20,441	\$ 3,237	\$ 149,511	\$ 3,937	\$ 1,687,414	\$ 1,687,414

15-16	14-15 MONTHLY REVENUE (e)	% CHANGE 14-15 TO 15-16	LUBRICANT DELIVERED - GALLONS	FUEL DELIVERED - GALLONS					YTD
				100LL	TURBINE	OTHER	TOTAL		
JULY	\$ 121,785	9.53%	47	5,588	271,403	643	277,634		277,634
AUGUST	122,344	12.19%	-	9,661	326,848	682	337,191		614,825
SEPTEMBER	124,087	14.39%	376	10,385	371,681	3,465	385,531		1,000,356
OCTOBER	121,419	11.93%	113	8,448	307,675	3,299	319,422		1,319,778
NOVEMBER	123,862	8.61%	-	5,597	278,978	701	285,276		1,605,054
DECEMBER	127,836	20.90%	56	9,898	485,452	4,025	499,375		2,104,429
JANUARY	133,258	4.08%	56	5,717	320,721	2,791	329,229		2,433,658
FEBRUARY	129,007	10.61%	-	11,549	374,377	3,414	389,340		2,822,998
MARCH	132,850	7.85%	-	7,258	390,156	723	398,137		3,221,135
APRIL	133,672	4.13%	113	4,568	326,444	3,572	334,584		3,555,719
MAY	133,241	8.89%	113	8,818	411,124	646	420,588		3,976,307
JUNE	142,867	-1.38%	56	9,698	332,999	3,461	346,158		4,322,465
TOTALS	\$ 1,546,228	9.13%	930	97,185	4,197,858	27,422	4,322,465		4,322,465

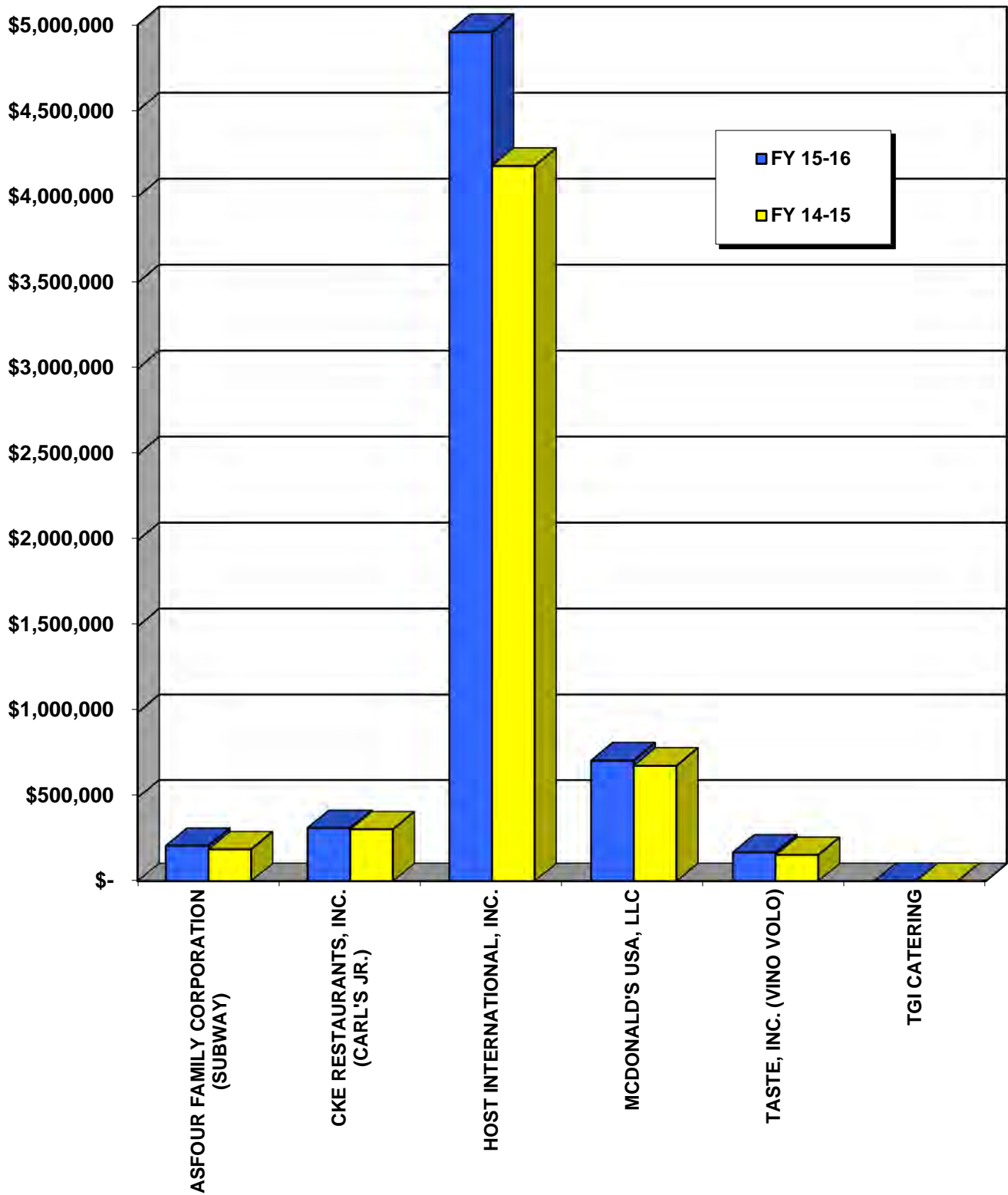
NOTE:

- a - Signature's Transient Parking license is month-to-month.
b - Signature's Airline Related Services license is month-to-month. Greater of monthly minimum of \$125 or 10% of monthly ramp services gross receipts.
c - Effective November 2015, monthly rent increased from \$101,538 to \$102,929.
d - Effective November 2015, monthly rent increased from \$1,756 to \$1,780.
e - Includes an auditor adjustment to decrease revenue reported in the 2014-2015 Revenue Report.
f - Lease expired October 31, 2014.

FOOD AND BEVERAGE



FOOD AND BEVERAGE SUMMARY



FOOD AND BEVERAGE SUMMARY FOR FY 2015-2016

LESSEE/LICENSEE					
	15-16 REVENUE	LATE PAYMENT FEES	15-16 TOTAL REVENUE	14-15 TOTAL REVENUE	% CHANGE 14-15 TO 15-16
ASFOUR FAMILY CORPORATION (SUBWAY)	(a) \$ 211,683	\$ -	\$ 211,683	\$ 190,333	11.22%
CKE RESTAURANTS, INC. (CARL'S JR.)	317,882	494	318,376	310,077	2.68%
HOST INTERNATIONAL, INC.	(a) 4,957,105	-	4,957,105	4,178,657	18.63%
MCDONALD'S USA, LLC	720,428	-	720,428	689,900	4.42%
TASTE, INC. (VINO VOLO)	(b) 169,156	3,219	172,375	156,839	9.91%
TGI CATERING	1,560	-	1,560	1,560	0.00%
TOTALS	\$ 6,377,814	\$ 3,713	\$ 6,381,527	\$ 5,527,366	15.45%

NOTE:

a - Includes an auditor adjustment to the 2014-2015 Revenue Report.

b - Includes late fee adjustments to increase revenue reported in the 2014-2015 Revenue Report.

ASFOUR FAMILY CORPORATION
dba SUBWAY
LEASE AGREEMENT-SPECIALTY CONCESSION
LEASE EXPIRES 11/17/2016

15-16	MONTHLY GROSS RECEIPTS	MINIMUM RENT OR % GROSS (b)	LATE PAYMENT FEES	15-16 MONTHLY REVENUE	15-16 YTD REVENUE	14-15 MONTHLY REVENUE (c)	% CHANGE 14-15 TO 15-16
JULY	\$ 114,429	\$ 18,881	\$ -	\$ 18,881	\$ 18,881	\$ 18,357	2.85%
AUGUST	112,571	18,574	-	\$ 18,574	37,455	17,746	4.67%
SEPTEMBER	91,489	15,096	-	\$ 15,096	52,551	15,006	0.60%
OCTOBER	100,337	16,556	-	\$ 16,556	69,107	15,717	5.34%
NOVEMBER	103,491	17,076	-	\$ 17,076	86,183	15,606	9.42%
DECEMBER	101,087	16,679	-	\$ 16,679	102,862	16,100	3.60%
JANUARY	98,061	16,180	-	\$ 16,180	119,042	13,986	15.69%
FEBRUARY	94,672	15,621	-	\$ 15,621	134,663	13,734	13.74%
MARCH	113,044	18,652	-	\$ 18,652	153,315	15,713	18.70%
APRIL	111,147	18,339	-	\$ 18,339	171,654	15,810	16.00%
MAY	118,072	19,482	-	\$ 19,482	191,136	15,522	25.51%
JUNE	124,528	20,547	-	\$ 20,547	211,683	17,036	20.61%
TOTALS	\$ 1,282,928	\$ 211,683	\$ -	\$ 211,683	\$ 211,683	\$ 190,333	11.22%

NOTE:

a - Lease effective November 18, 2011.

b - Greater of minimum annual guarantee of \$175,310 or 16.5% of gross receipts through November 2016.

c - Includes an auditor adjustment to decrease revenue reported in the 2014-2015 Revenue Report.

CKE RESTAURANTS, INC.
dba CARL'S JR.
LEASE AGREEMENT-FAST FOOD
LEASE EXPIRES 1/5/2022

15-16	MONTHLY GROSS RECEIPTS	MINIMUM RENT OR % GROSS (b),(c)	LATE PAYMENT FEES	15-16 MONTHLY REVENUE	15-16 YTD REVENUE	14-15 MONTHLY REVENUE	% CHANGE 14-15 TO 15-16
JULY	\$ 171,248	26,090	\$ -	\$ 26,090	\$ 26,090	\$ 25,661	1.67%
AUGUST	170,313	26,090	-	26,090	52,180	25,661	1.67%
SEPTEMBER	155,045	26,090	-	26,090	78,270	25,661	1.67%
OCTOBER	169,153	26,090	-	26,090	104,360	25,661	1.67%
NOVEMBER	163,689	26,090	-	26,090	130,450	25,661	1.67%
DECEMBER	180,118	26,090	-	26,090	156,540	25,661	1.67%
JANUARY	155,634	26,090	-	26,090	182,630	25,661	1.67%
FEBRUARY	153,029	24,485	-	24,485	207,115	26,090	-6.15%
MARCH	171,536	27,446	-	27,446	234,561	26,090	5.20%
APRIL	171,280	27,405	494	27,899	262,460	26,090	6.93%
MAY	176,206	28,193	-	28,193	290,653	26,090	8.06%
JUNE	173,269	27,723	-	27,723	318,376	26,090	6.26%
TOTALS	\$ 2,010,520	\$ 317,882	\$ 494	\$ 318,376	\$ 318,376	\$ 310,077	2.68%

NOTE:

a - Lease effective January 6, 2012.

b - Effective February 2015, greater of minimum annual guarantee of \$313,080 or 16% of gross receipts up to \$2.5 million and 16.5% of gross receipts above \$2.5 million.

c - Effective February 2016, greater of minimum annual guarantee of \$315,390 or 16% of gross receipts up to \$2.5 million and 16.5% of gross receipts above \$2.5 million.

HOST INTERNATIONAL, INC.
LEASE AGREEMENT-PRIMARY FOOD & BEVERAGE

LEASE EXPIRES 9/30/2021

15-16	FOOD & NON		ALCOHOLIC		CONCESSION RELATED		TOTAL MONTHLY	MINIMUM
	ALCOHOLIC BEVERAGE		BEVERAGE		MERCHANDISE		GROSS	RENT OR
	GROSS RECEIPTS		GROSS RECEIPTS		GROSS RECEIPTS		RECEIPTS	% GROSS (a),(b)
JULY	\$	1,722,541	\$	536,261	\$	26,910	\$ 2,285,712	\$ 389,142
AUGUST		1,730,975		541,919		18,872	2,291,766	390,448
SEPTEMBER		1,622,813		572,972		22,128	2,217,913	381,020
OCTOBER		1,829,566		629,764		23,832	2,483,162	425,825
NOVEMBER		1,721,469		581,484		20,369	2,323,322	397,911
DECEMBER		1,751,314		569,230		21,810	2,342,354	400,065
JANUARY		1,658,118		530,511		17,351	2,205,980	376,410
FEBRUARY		1,683,620		574,370		18,713	2,276,703	390,223
MARCH		1,917,567		638,713		25,542	2,581,822	441,699
APRIL		1,851,731		656,480		28,186	2,536,397	435,813
MAY		1,982,269		720,341		32,817	2,735,427	470,813
JUNE		1,979,472		666,420		27,774	2,673,666	457,736
TOTALS	\$	21,451,455	\$	7,218,465	\$	284,304	\$ 28,954,224	\$ 4,957,105

15-16	LATE		15-16		15-16		14-15	% CHANGE
	PAYMENT		MONTHLY		YTD		MONTHLY	14-15 TO
	FEES		REVENUE		REVENUE		REVENUE (c)	15-16
JULY	\$	-	\$	389,142	\$	389,142	\$ 350,137	11.14%
AUGUST		-		390,448		779,590	350,137	11.51%
SEPTEMBER		-		381,020		1,160,610	350,137	8.82%
OCTOBER		-		425,825		1,586,435	350,137	21.62%
NOVEMBER		-		397,911		1,984,346	350,137	13.64%
DECEMBER		-		400,065		2,384,411	339,240	17.93%
JANUARY		-		376,410		2,760,821	315,812	19.19%
FEBRUARY		-		390,223		3,151,044	321,832	21.25%
MARCH		-		441,699		3,592,743	359,871	22.74%
APRIL		-		435,813		4,028,556	356,934	22.10%
MAY		-		470,813		4,499,369	366,531	28.45%
JUNE		-		457,736		4,957,105	367,752	24.47%
TOTALS	\$	-	\$	4,957,105	\$	4,957,105	\$ 4,178,657	18.63%

NOTE:

- a - Effective December 2014, greater of minimum annual guarantee of \$4,277,503 or 15.5% of food/non-alcoholic beverage, 22% of alcoholic beverage, and 15.5% of concession-related merchandise gross receipts.
- b - Effective December 2015, greater of minimum annual guarantee of \$4,326,731 or 15.5% of food/non-alcoholic beverage, 22% of alcoholic beverage, and 15.5% of concession-related merchandise gross receipts.
- c - Includes an auditor adjustment to decrease revenue reported in the 2014-2015 Revenue Report.

MCDONALD'S USA, LLC
LEASE AGREEMENT-FAST FOOD

LEASE EXPIRES 5/13/2022

15-16	FOOD/BEVERAGE		MINIMUM	LATE	15-16	15-16	14-15	% CHANGE
	GROSS		RENT OR %	PAYMENT	MONTHLY	YTD	MONTHLY	14-15 TO
	RECEIPTS		GROSS (a),(b)	FEES	REVENUE	REVENUE	REVENUE	15-16
JULY	\$	363,393	\$ 65,411	\$ -	\$ 65,411	\$ 65,411	\$ 64,093	2.06%
AUGUST		364,269	65,569	-	65,569	130,980	64,379	1.85%
SEPTEMBER		312,798	56,304	-	56,304	187,284	55,149	2.09%
OCTOBER		349,466	62,904	-	62,904	250,188	59,737	5.30%
NOVEMBER		335,749	60,435	-	60,435	310,623	56,881	6.25%
DECEMBER		359,833	64,770	-	64,770	375,393	59,734	8.43%
JANUARY		298,145	53,666	-	53,666	429,059	51,401	4.41%
FEBRUARY		283,818	51,087	-	51,087	480,146	47,789	6.90%
MARCH		332,112	59,780	-	59,780	539,926	56,020	6.71%
APRIL		315,342	56,762	-	56,762	596,688	57,055	-0.51%
MAY		341,414	61,455	-	61,455	658,143	57,514	6.85%
JUNE		346,029	62,285	-	62,285	720,428	60,148	3.55%
TOTALS	\$	4,002,368	\$ 720,428	\$ -	\$ 720,428	\$ 720,428	\$ 689,900	4.42%

NOTE:

a - Effective August 2014, greater of minimum annual guarantee of \$646,776 or 18% of food/non-alcoholic beverage gross receipts.

b - Effective August 2015, greater of minimum annual guarantee of \$649,772 or 18% of food/non-alcoholic beverage gross receipts.

TASTE, INC.
dba VINO VOLO
LEASE AGREEMENT-SPECIALTY CONCESSION
LEASE EXPIRES 7/19/2016

15-16	MONTHLY GROSS RECEIPTS	MINIMUM RENT OR % GROSS (a),(b)	LATE PAYMENT FEES	15-16 MONTHLY REVENUE	15-16 YTD REVENUE	14-15 MONTHLY REVENUE (c)	% CHANGE 14-15 TO 15-16
JULY	\$ 116,460	\$ 16,304	\$ 418	\$ 16,722	\$ 16,722	\$ 14,000	19.44%
AUGUST	109,728	13,167	-	13,167	29,889	12,308	6.98%
SEPTEMBER	121,671	14,601	-	14,601	44,490	12,363	18.10%
OCTOBER	129,169	15,500	421	15,921	60,411	13,118	21.37%
NOVEMBER	115,078	13,809	-	13,809	74,220	13,147	5.04%
DECEMBER	113,654	13,639	434	14,073	88,293	12,735	10.51%
JANUARY	97,489	11,699	409	12,108	100,401	11,235	7.77%
FEBRUARY	99,179	11,901	-	11,901	112,302	12,343	-3.58%
MARCH	116,103	13,932	379	14,311	126,613	13,675	4.65%
APRIL	105,662	12,834	380	13,214	139,827	12,894	2.48%
MAY	118,630	16,608	410	17,018	156,845	14,066	20.99%
JUNE	108,303	15,162	368	15,530	172,375	14,955	3.84%
TOTALS	\$ 1,351,126	\$ 169,156	\$ 3,219	\$ 172,375	\$ 172,375	\$ 156,839	9.91%

NOTE:

- a - Effective August 2014, greater of minimum annual guarantee of \$134,125 or 12% of gross receipts up to \$1.0 million, 14% of gross receipts on \$1.0 to \$1.5 million and 16% of gross receipts at or above \$1.5 million.
b - Effective August 2015, greater of minimum annual guarantee of \$134,750 or 12% of gross receipts up to \$1.0 million, 14% of gross receipts on \$1.0 to \$1.5 million and 16% of gross receipts at or above \$1.5 million.
c - Includes late fee adjustments to increase revenue reported in the 2014-2015 Revenue Report.

Z1000000066

TGI CATERING
CONTRACT AGREEMENT - FOOD CATERING TRUCK SERVICES
MONTH TO MONTH

15-16	MONTHLY GROSS RECEIPTS	MINIMUM RENT OR '% GROSS (a)	LATE PAYMENT FEES	15-16 MONTHLY REVENUE	15-16 YTD REVENUE	14-15 MONTHLY REVENUE	% CHANGE 14-15 TO 15-16
JULY	\$ 2,060	\$ 130	\$ -	\$ 130	\$ 130	\$ 130	0.00%
AUGUST	2,054	130	-	130	260	130	0.00%
SEPTEMBER	2,084	130	-	130	390	130	0.00%
OCTOBER	1,979	130	-	130	520	130	0.00%
NOVEMBER	1,817	130	-	130	650	130	0.00%
DECEMBER	2,146	130	-	130	780	130	0.00%
JANUARY	1,437	130	-	130	910	130	0.00%
FEBRUARY	1,576	130	-	130	1,040	130	0.00%
MARCH	1,584	130	-	130	1,170	130	0.00%
APRIL	2,641	130	-	130	1,300	130	0.00%
MAY	3,374	130	-	130	1,430	130	0.00%
JUNE	3,316	130	-	130	1,560	130	0.00%
TOTALS	\$ 26,068	\$ 1,560	\$ -	\$ 1,560	\$ 1,560	\$ 1,560	0.00%

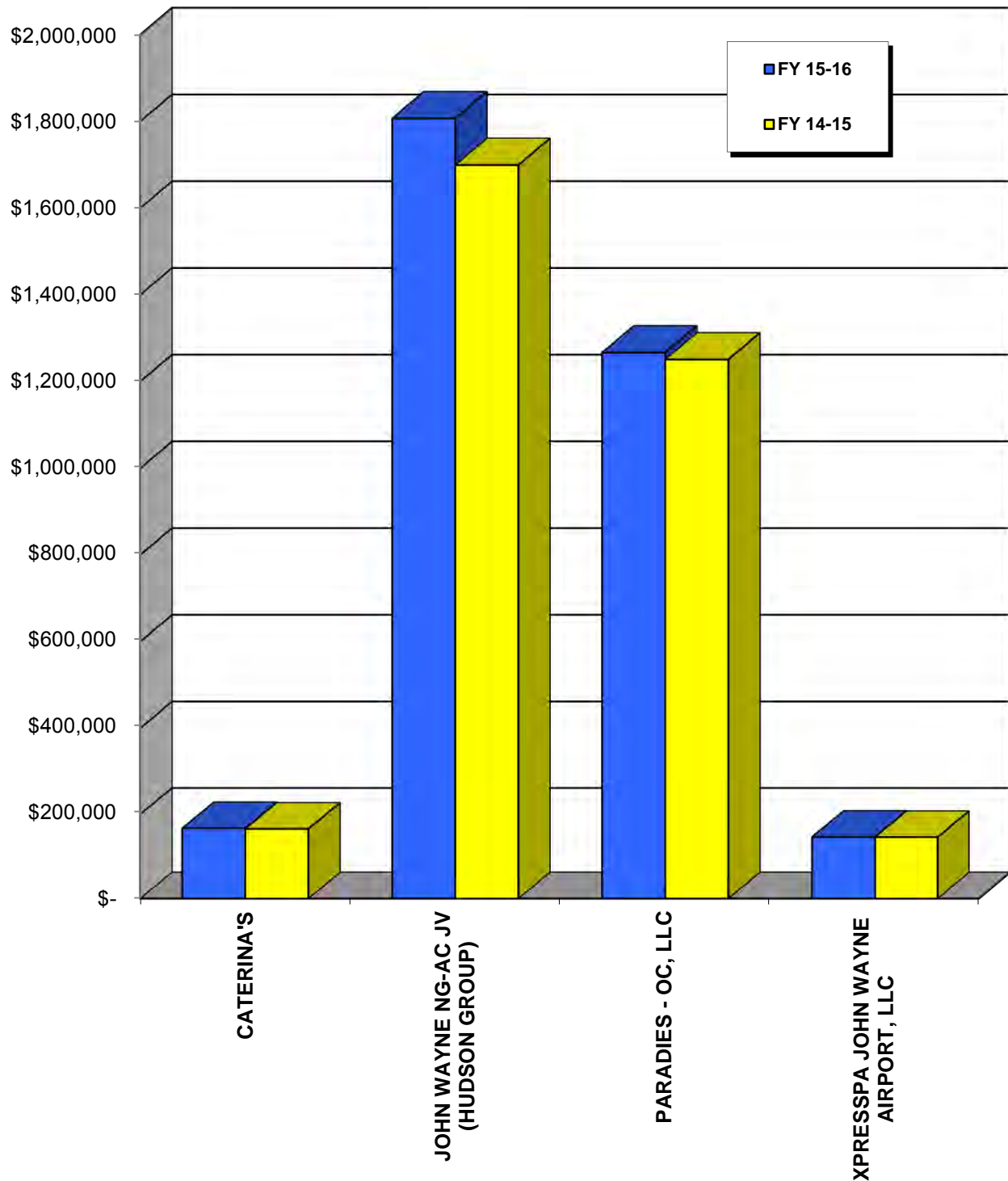
NOTE:

a - Greater of monthly minimum of \$130 or 3.5% of food catering gross receipts.

GIFTS, NEWS, SUNDRIES AND SPECIALTY



GIFTS, NEWS, SUNDRIES, & SPECIALTY SUMMARY



GIFTS, NEWS, SUNDRIES & SPECIALTY SUMMARY FOR FY 2015-2016

LESSEE	15-16	LATE	15-16	14-15	% CHANGE
	REVENUE	PAYMENT FEES	TOTAL REVENUE	TOTAL REVENUE	14-15 TO 15-16
CATERINA'S	162,766	3,471	166,237	164,836	0.85%
JOHN WAYNE NG-AC JV (HUDSON GROUP)	1,806,452	-	1,806,452	1,698,842	6.33%
PARADIES - OC, LLC	1,266,441	-	1,266,441	1,250,427	1.28%
XPRESSPA JOHN WAYNE AIRPORT, LLC (a)	145,868	-	145,868	145,362	0.35%
TOTALS	\$ 3,381,527	\$ 3,471	\$ 3,384,998	\$ 3,259,467	3.85%

NOTE:

a - Includes an auditor adjustment to decrease revenue reported in the 2014-2015 Revenue Report.

CATERINA'S
LEASE AGREEMENT-SPECIALTY CONCESSION

LEASE EXPIRES 12/29/2016

15-16	MONTHLY GROSS RECEIPTS	MINIMUM RENT OR 17% GROSS (a),(b)	LATE PAYMENT FEES	15-16 MONTHLY REVENUE	15-16 YTD REVENUE	14-15 MONTHLY REVENUE	% CHANGE 14-15 TO 15-16
JULY	\$ 43,718	13,474	\$ -	\$ 13,474	\$ 13,474	\$ 13,539	-0.48%
AUGUST	44,319	13,474	275	13,749	27,223	13,554	1.44%
SEPTEMBER	35,243	13,474	252	13,726	40,949	13,558	1.24%
OCTOBER	39,983	13,474	327	13,801	54,750	13,569	1.71%
NOVEMBER	37,759	13,474	327	13,801	68,551	13,633	1.23%
DECEMBER	39,347	13,628	320	13,948	82,499	13,809	1.01%
JANUARY	34,190	13,628	320	13,948	96,447	13,809	1.01%
FEBRUARY	32,693	13,628	402	14,030	110,477	13,474	4.13%
MARCH	36,350	13,628	320	13,948	124,425	14,137	-1.34%
APRIL	37,143	13,628	404	14,032	138,457	13,794	1.73%
MAY	37,262	13,628	-	13,628	152,085	13,794	-1.20%
JUNE	34,347	13,628	524	14,152	166,237	14,166	-0.10%
TOTALS	\$ 452,354	\$ 162,766	\$ 3,471	\$ 166,237	\$ 166,237	\$ 164,836	0.85%

NOTE:

a - Effective December 2014, greater of minimum annual guarantee of \$161,685 or 17% of gross receipts.

b - Effective December 2015, greater of minimum annual guarantee of \$163,530 or 17% of gross receipts.

JOHN WAYNE NG-AC JV
dba HUDSON GROUP
LEASE AGREEMENT-NEWS & GIFT
& SPECIALTY RETAIL CONCESSION

LEASE EXPIRES 01/20/2022

	NEWS/SUNDRIES	GIFT	SPECIALTY	TOTAL MONTHLY	MINIMUM	LATE
15-16	GROSS	GROSS	GROSS	GROSS	RENT OR	PAYMENT
	RECEIPTS	RECEIPTS	RECEIPTS	RECEIPTS	% GROSS (a),(b)	FEES
JULY	\$ 612,368	\$ 147,790	\$ 98,043	\$ 858,201	\$ 166,314	\$ -
AUGUST	605,850	157,184	92,576	855,610	166,951	-
SEPTEMBER	545,646	146,514	73,810	765,970	150,312	-
OCTOBER	582,504	140,905	80,302	803,711	156,350	-
NOVEMBER	549,187	117,236	68,175	734,598	141,906	-
DECEMBER	539,571	112,775	74,079	726,425	139,812	-
JANUARY	462,788	111,353	54,663	628,804	122,680	-
FEBRUARY	473,677	119,394	79,092	672,163	130,556	-
MARCH	565,322	123,021	96,794	785,137	150,723	-
APRIL	571,163	121,646	89,313	782,122	150,267	-
MAY	630,046	125,202	91,054	846,302	162,123	-
JUNE	639,561	132,529	108,191	880,281	168,458	-
TOTALS	\$ 6,777,683	\$ 1,555,549	\$ 1,006,092	\$ 9,339,324	\$ 1,806,452	\$ -

	15-16	15-16	14-15	% CHANGE
15-16	MONTHLY	YTD	MONTHLY	14-15 TO
	REVENUE	REVENUE	REVENUE	15-16
JULY	\$ 166,314	\$ 166,314	\$ 147,713	12.59%
AUGUST	166,951	333,265	150,795	10.71%
SEPTEMBER	150,312	483,577	136,373	10.22%
OCTOBER	156,350	639,927	150,494	3.89%
NOVEMBER	141,906	781,833	133,606	6.21%
DECEMBER	139,812	921,645	130,965	6.76%
JANUARY	122,680	1,044,325	124,151	-1.18%
FEBRUARY	130,556	1,174,881	129,219	1.03%
MARCH	150,723	1,325,604	153,118	-1.56%
APRIL	150,267	1,475,871	147,019	2.21%
MAY	162,123	1,637,994	143,930	12.64%
JUNE	168,458	1,806,452	151,459	11.22%
TOTALS	\$ 1,806,452	\$ 1,806,452	\$ 1,698,842	6.33%

NOTE:

- a - Effective February 2015, greater of minimum annual guarantee of \$1,410,092 or percentage of gross receipts (18% of News/Sundries; 28% of Gifts and 15% of Specialty Retail).
- b - Effective February 2016, greater of minimum annual guarantee of \$1,503,709 or percentage of gross receipts (18% of News/Sundries; 28% of Gifts and 15% of Specialty Retail).

PARADIES - OC, LLC
LEASE AGREEMENT-NEWS & GIFT
& SPECIALTY RETAIL CONCESSION

LEASE EXPIRES 11/13/2021

15-16	NEWS/SUNDRIES GROSS RECEIPTS	GIFT GROSS RECEIPTS	SPECIALTY GROSS RECEIPTS	TOTAL MONTHLY GROSS RECEIPTS	MINIMUM RENT OR % GROSS (a),(b)	LATE PAYMENT FEES
JULY	\$ 297,182	\$ 148,512	\$ 44,088	\$ 489,782	104,842	\$ -
AUGUST	307,431	149,797	38,667	495,895	104,842	-
SEPTEMBER	273,809	126,023	41,732	441,564	104,842	-
OCTOBER	317,494	150,617	42,574	510,685	104,842	-
NOVEMBER	300,586	129,879	39,120	469,585	104,842	-
DECEMBER	282,598	114,274	37,665	434,537	106,033	-
JANUARY	268,601	105,272	38,616	412,489	106,033	-
FEBRUARY	281,153	126,026	40,930	448,109	106,033	-
MARCH	321,218	140,624	46,215	508,057	106,033	-
APRIL	316,630	139,605	46,712	502,947	106,033	-
MAY	337,564	148,677	43,545	529,786	106,033	-
JUNE	336,354	157,526	44,123	538,003	106,033	-
TOTALS	\$ 3,640,620	\$ 1,636,832	\$ 503,987	\$ 5,781,439	\$ 1,266,441	\$ -

15-16	15-16 MONTHLY REVENUE	15-16 YTD REVENUE	14-15 MONTHLY REVENUE	% CHANGE 14-15 TO 15-16
JULY	\$ 104,842	\$ 104,842	\$ 102,972	1.82%
AUGUST	104,842	209,684	102,972	1.82%
SEPTEMBER	104,842	314,526	102,972	1.82%
OCTOBER	104,842	419,368	102,972	1.82%
NOVEMBER	104,842	524,210	102,972	1.82%
DECEMBER	106,033	630,243	104,842	1.14%
JANUARY	106,033	736,276	104,842	1.14%
FEBRUARY	106,033	842,309	104,842	1.14%
MARCH	106,033	948,342	104,842	1.14%
APRIL	106,033	1,054,375	106,515	-0.45%
MAY	106,033	1,160,408	104,842	1.14%
JUNE	106,033	1,266,441	104,842	1.14%
TOTALS	\$ 1,266,441	\$ 1,266,441	\$ 1,250,427	1.28%

NOTE:

- a - Effective December 2014, greater of minimum annual guarantee of \$1,258,109 or percentage of gross receipts (17% of News/Sundries; 26% of Gifts; and 12% of Specialty Retail).
- b - Effective December 2015, greater of minimum annual guarantee of \$1,272,400 or percentage of gross receipts (17% of News/Sundries; 26% of Gifts; and 12% of Specialty Retail).

XPRESSPA JOHN WAYNE AIRPORT, LLC
LEASE AGREEMENT- SPECIALTY
RETAIL CONCESSION
 LEASE EXPIRES 10/31/2018

15-16	BROOKSTONE		XPRESSPA		XPRESSPA		TOTAL MONTHLY	MINIMUM	LATE
	SALES		SERVICE SALES		RETAIL SALES		GROSS	RENT OR	PAYMENT
	GROSS RECEIPTS		GROSS RECEIPTS		GROSS RECEIPTS		RECEIPTS	% GROSS (b)	FEES
JULY	\$	61,475	\$	38,950	\$	4,867	\$ 105,292	\$ 12,781	\$ -
AUGUST		55,117		35,841		6,818	97,776	11,938	-
SEPTEMBER		49,439		37,301		4,908	91,648	11,145	-
OCTOBER		57,628		43,301		5,607	106,536	12,953	-
NOVEMBER		56,124		36,305		5,519	97,948	11,919	-
DECEMBER		66,522		35,561		5,764	107,847	13,115	-
JANUARY		47,162		36,657		2,838	86,657	10,484	-
FEBRUARY		49,367		39,315		3,928	92,610	11,231	-
MARCH		58,311		43,857		5,118	107,286	13,028	-
APRIL		45,529		40,938		5,993	92,460	11,275	-
MAY		55,546		42,474		6,445	104,465	12,729	-
JUNE		57,612		45,045		6,339	108,996	13,270	-
TOTALS	\$	659,832	\$	475,545	\$	64,144	\$ 1,199,521	\$ 145,868	\$ -
15-16	15-16		15-16		14-15		% CHANGE		
	MONTHLY		YTD		MONTHLY		14-15 TO		
	REVENUE		REVENUE		REVENUE (c)		15-16		
JULY	\$	12,781	\$	12,781	\$	12,443	2.72%		
AUGUST		11,938		24,719		13,341	-10.52%		
SEPTEMBER		11,145		35,864		12,053	-7.53%		
OCTOBER		12,953		48,817		13,191	-1.80%		
NOVEMBER		11,919		60,736		11,532	3.36%		
DECEMBER		13,115		73,851		12,537	4.61%		
JANUARY		10,484		84,335		11,007	-4.75%		
FEBRUARY		11,231		95,566		12,168	-7.70%		
MARCH		13,028		108,594		12,979	0.38%		
APRIL		11,275		119,869		10,909	3.36%		
MAY		12,729		132,598		11,876	7.18%		
JUNE		13,270		145,868		11,326	17.16%		
TOTALS	\$	145,868	\$	145,868	\$	145,362	0.35%		

NOTE:

a - Lease effective November 1, 2013.

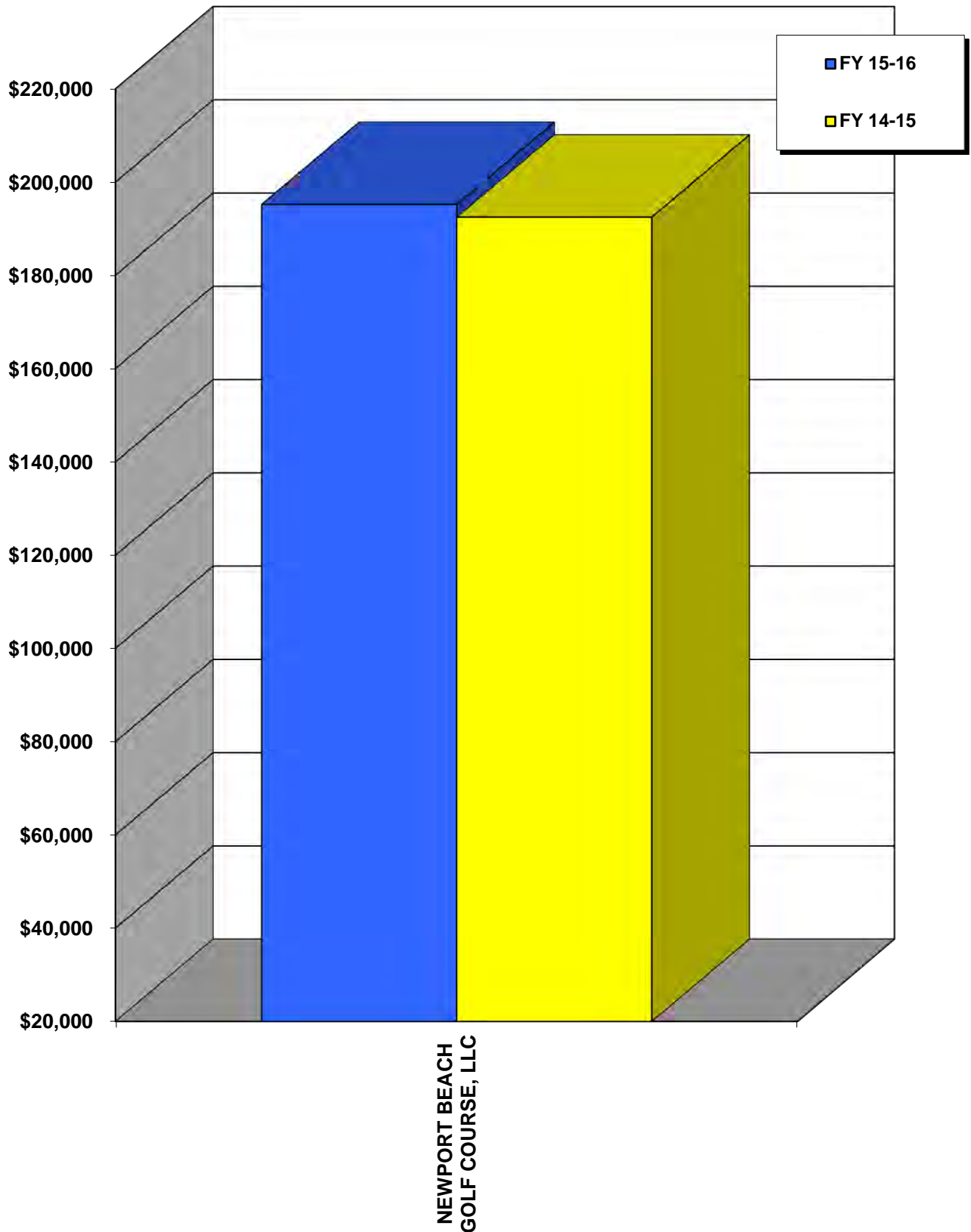
b - Greater of minimum annual guarantee of \$140,000 or percentage of gross receipts (12% of Brookstone sales, 12% of XpresSpa service sales and 15% of XpresSpa retail sales).

c - Includes an auditor adjustment to decrease revenue reported in the 2014-2015 Revenue Report.

GOLF COURSE



NEWPORT BEACH GOLF COURSE



NEWPORT BEACH GOLF COURSE, LLC

GOLF COURSE LEASE

LEASE EXPIRES 11/30/2020

15-16	RESTAURANT GR. RECEIPTS (SALES)	PRO SHOP GR. RECEIPTS (SALES)	GOLF LESSONS GR. RECEIPTS (SALES)	GOLF REVENUE GR. RECEIPTS	SPECIAL EVENTS GR. RECEIPTS (SALES)	RESTAURANT GR. RECEIPTS (RENT)	PRO SHOP GR. RECEIPTS (RENT)	GOLF LESSONS GR. RECEIPTS (RENT)
JULY	\$ 20,148	\$ 105,546	\$ 11,135	\$ 102,529	\$ 5,793	\$ 7,500	\$ 4,000	\$ 1,000
AUGUST	18,658	117,268	10,920	87,228	9,950	7,500	4,000	1,000
SEPTEMBER	14,703	99,621	10,238	51,270	11,414	5,000	4,000	1,000
OCTOBER	13,903	85,167	10,660	46,918	8,359	-	4,000	512
NOVEMBER	16,299	77,433	9,865	44,521	6,618	-	4,000	533
DECEMBER	15,416	18,540	12,905	38,216	20,316	-	4,000	500
JANUARY	15,123	62,574	9,700	47,618	14,744	4,000	4,500	-
FEBRUARY	18,975	90,612	8,640	62,803	8,690	4,000	4,500	-
MARCH	19,696	102,531	11,415	83,025	8,691	4,000	4,500	-
APRIL	20,906	84,537	9,365	64,279	4,511	4,000	4,500	-
MAY	22,839	100,871	6,450	70,620	10,463	4,000	4,500	-
JUNE	25,635	136,147	9,970	114,549	11,335	4,000	4,500	-
TOTALS	\$ 222,301	\$ 1,080,847	\$ 121,263	\$ 813,576	\$ 120,884	\$ 44,000	\$ 51,000	\$ 4,545

15-16	TOTAL MONTHLY GROSS RECEIPTS	RESTAURANT (SALES) (3.5% GROSS)	PRO SHOP (SALES) (2.5% GROSS)	GOLF LESSONS (SALES) (7.5% GROSS)	GOLF REVENUE (10% GROSS)	SPECIAL EVENTS (7.5% GROSS)	RESTAURANT (RENT) (3.5% GROSS)	PRO SHOP (RENT) (2.5% GROSS)
JULY	\$ 257,651	\$ 705	\$ 2,639	\$ 835	\$ 10,253	\$ 434	\$ 263	\$ 100
AUGUST	256,524	653	2,932	819	8,723	746	263	100
SEPTEMBER	197,246	515	2,491	768	5,127	856	175	100
OCTOBER	169,519	487	2,129	800	4,692	627	-	100
NOVEMBER	159,269	570	1,936	740	4,452	496	-	100
DECEMBER	109,893	540	464	968	3,822	1,524	-	100
JANUARY	158,259	529	1,564	728	4,762	1,106	140	113
FEBRUARY	198,220	664	2,265	648	6,280	652	140	113
MARCH	233,858	689	2,563	856	8,303	652	140	113
APRIL	192,098	732	2,113	702	6,428	338	140	113
MAY	219,743	799	2,522	484	7,062	785	140	113
JUNE	306,136	897	3,404	748	11,455	850	140	113
TOTALS	\$ 2,458,416	\$ 7,780	\$ 27,022	\$ 9,096	\$ 81,359	\$ 9,066	\$ 1,541	\$ 1,278

15-16	GOLF LESSONS (RENT) (7.5% GROSS)	MINIMUM RENT OR % GROSS (a),(b)	LATE PAYMENT FEES	15-16 MONTHLY REVENUE	15-16 YTD REVENUE	14-15 MONTHLY REVENUE (c)	% CHANGE 14-15 TO 15-16
JULY	\$ 75	\$ 18,324	\$ -	\$ 18,324	\$ 18,324	\$ 17,998	1.81%
AUGUST	75	18,324	-	18,324	36,648	17,998	1.81%
SEPTEMBER	75	18,324	-	18,324	54,972	17,998	1.81%
OCTOBER	38	18,324	-	18,324	73,296	17,998	1.81%
NOVEMBER	40	14,013	-	14,013	87,309	13,763	1.82%
DECEMBER	38	14,167	-	14,167	101,476	14,013	1.10%
JANUARY	-	14,167	-	14,167	115,643	14,013	1.10%
FEBRUARY	-	14,167	-	14,167	129,810	14,013	1.10%
MARCH	-	14,167	-	14,167	143,977	14,013	1.10%
APRIL	-	14,167	-	14,167	158,144	14,013	1.10%
MAY	-	18,527	-	18,527	176,671	18,324	1.11%
JUNE	-	18,527	-	18,527	195,198	18,324	1.11%
TOTALS	\$ 341	\$ 195,198	\$ -	\$ 195,198	\$ 195,198	\$ 192,468	1.42%

NOTE:

a - Effective December 2014, the greater of minimum annual guarantee of \$194,022 (payable in monthly installments of \$14,013 for December 2014-April 2015, \$18,324 from May 2015-October 2015 and \$14,013 for November 2015) or percentage of gross receipts.

b - Effective December 2015, the greater of minimum annual guarantee of \$196,164 (payable in monthly installments of \$14,167 for December 2015-April 2016, \$18,527 from May 2016-October 2016 and \$14,167 for November 2016) or percentage of gross receipts.

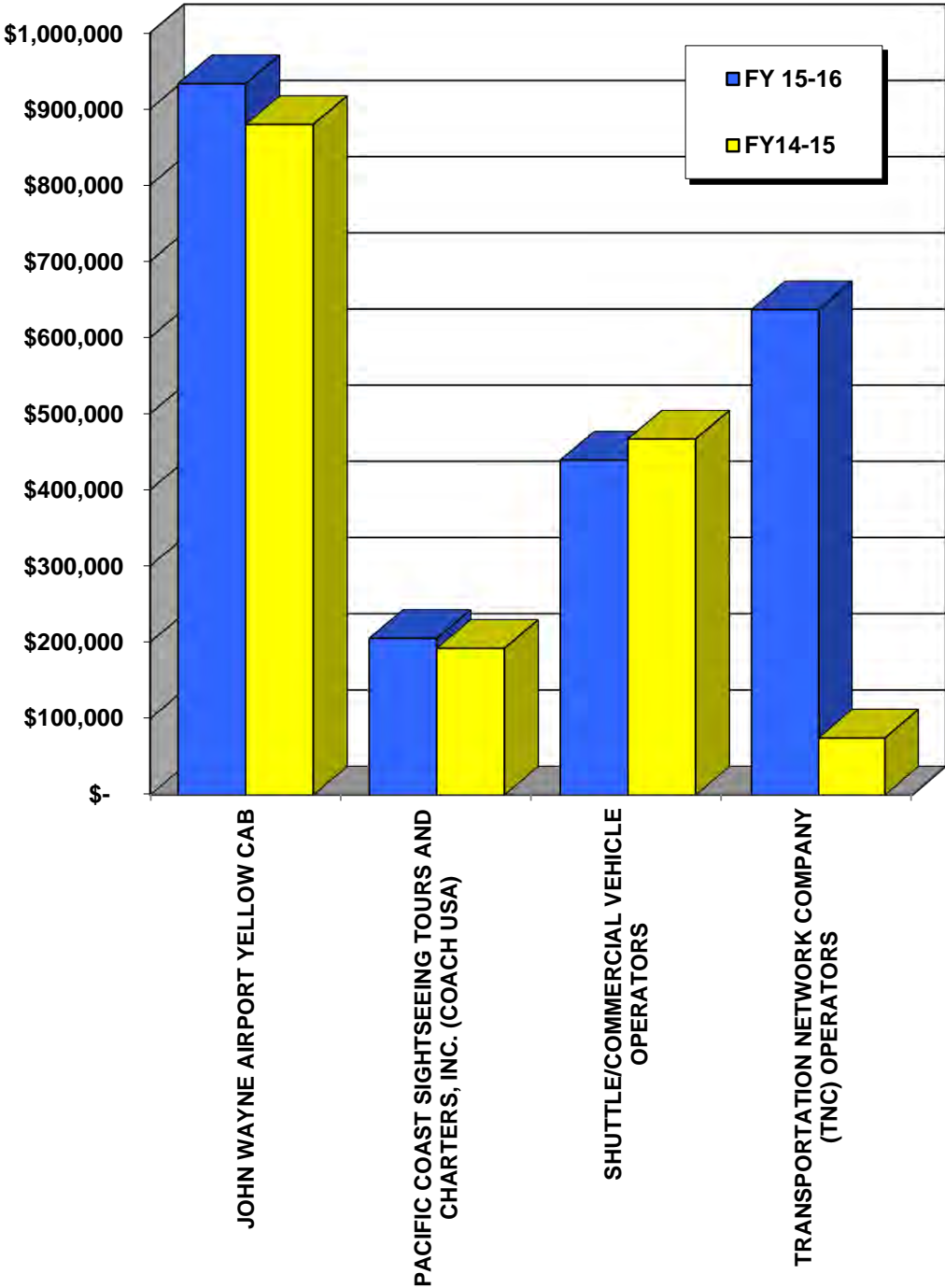
c - Includes an auditor adjustment to decrease revenue reported in the 2014-2015 Revenue Report.

GROUND TRANSPORTATION



GROUND
TRANSPORTATION

GROUND TRANSPORTATION SUMMARY



GROUND TRANSPORTATION SUMMARY FOR FY 2015-2016

LESSEE/LICENSEE	15-16		15-16		% CHANGE 14-15 TO 15-16
	REVENUE	LATE PAYMENT FEES	TOTAL REVENUE	TOTAL REVENUE	
JOHN WAYNE AIRPORT YELLOW CAB	\$ 930,848	\$ 2,436	\$ 933,284	\$ 879,624	6.10%
PACIFIC COAST SIGHTSEEING TOURS AND CHARTERS, INC. (COACH USA)	(a) 203,474	1,409	204,883	191,935	6.75%
SHUTTLE/COMMERCIAL VEHICLE OPERATORS	437,072	1,886	438,958	466,613	-5.93%
TRANSPORTATION NETWORK COMPANY (TNC) OPERATORS	636,268	134	636,402	74,593	753.17%
TOTALS	\$ 2,207,662	\$ 5,865	\$ 2,213,527	\$ 1,612,765	37.25%

NOTE:

a - Includes an auditor adjustment to increase revenue reported in the 2014-2015 Revenue Report.

**JOHN WAYNE AIRPORT YELLOW CAB
OPERATING AGREEMENT - TAXICAB**

MONTH TO MONTH

15-16	NUMBER OF DEPLANED PASSENGERS	REVENUE TO COUNTY (a)	LATE PAYMENT FEES	15-16 MONTHLY REVENUE	15-16 YTD REVENUE	14-15 MONTHLY REVENUE	% CHANGE 14-15 TO 15-16
JULY	454,529	\$ 80,324	\$ -	\$ 80,324	\$ 80,324	\$ 73,304	9.58%
AUGUST	454,823	80,376	-	80,376	160,700	72,473	10.90%
SEPTEMBER	413,515	73,680	-	73,680	234,380	72,473	1.67%
OCTOBER	446,064	78,830	-	78,830	313,210	72,473	8.77%
NOVEMBER	428,328	75,700	-	75,700	388,910	72,473	4.45%
DECEMBER	432,455	76,428	1,223	77,651	466,561	72,473	7.14%
JANUARY	392,926	74,227	-	74,227	540,788	73,680	0.74%
FEBRUARY	385,256	74,227	-	74,227	615,015	73,680	0.74%
MARCH	437,068	77,854	-	77,854	692,869	73,680	5.67%
APRIL	430,724	76,726	-	76,726	769,595	73,680	4.13%
MAY	463,547	82,565	-	82,565	852,160	74,515	10.80%
JUNE	448,629	79,911	1,213	81,124	933,284	74,720	8.57%
TOTALS	5,187,864	\$ 930,848	\$ 2,436	\$ 933,284	\$ 933,284	\$ 879,624	6.10%

NOTE:

- a - Greater of monthly minimum of \$73,580.00 or \$.1765 per deplaned passenger through December 2015.
 Effective January 2016, greater of monthly minimum of \$74,126.67 or \$.1779 per deplaned passenger.
 Includes share of lot and planter maintenance at the rate of \$100 per month.
- b - Lease expired December 31, 2015.

PACIFIC COAST SIGHTSEEING TOURS AND CHARTERS, INC.
dba COACH USA
LICENSE AGREEMENT - PASSENGER STAGE COACH
MONTH TO MONTH

15-16	TOTAL NUMBER OF PASSENGERS	TOTAL NUMBER OF TRIPS	TOTAL PASSENGER GROSS RECEIPTS	MINIMUM RENT OR 20% GROSS (a)	LATE PAYMENT FEES
JULY	5,612	248	\$ 60,758	\$ 12,152	\$ 316
AUGUST	6,315	248	77,542	15,508	-
SEPTEMBER	8,197	240	98,165	19,633	-
OCTOBER	10,252	248	110,363	22,073	-
NOVEMBER	8,623	240	77,705	15,541	-
DECEMBER	9,496	248	97,043	19,409	-
JANUARY	7,115	248	82,467	16,493	330
FEBRUARY	7,579	232	80,565	16,113	388
MARCH	7,593	248	84,282	16,856	-
APRIL	8,448	240	80,995	16,199	-
MAY	10,143	248	91,624	18,325	-
JUNE	7,375	240	75,860	15,172	375
TOTALS	96,748	2,928	\$ 1,017,369	\$ 203,474	\$ 1,409

15-16	15-16 MONTHLY REVENUE	15-16 YTD REVENUE	14-15 MONTHLY REVENUE (b)	% CHANGE 14-15 TO 15-16
JULY	\$ 12,468	\$ 12,468	\$ 14,343	-13.07%
AUGUST	15,508	27,976	14,343	8.12%
SEPTEMBER	19,633	47,609	16,440	19.42%
OCTOBER	22,073	69,682	21,652	1.94%
NOVEMBER	15,541	85,223	15,932	-2.45%
DECEMBER	19,409	104,632	17,754	9.32%
JANUARY	16,823	121,455	14,542	15.69%
FEBRUARY	16,501	137,956	15,777	4.59%
MARCH	16,856	154,812	13,545	24.44%
APRIL	16,199	171,011	16,072	0.79%
MAY	18,325	189,336	16,912	8.36%
JUNE	15,547	204,883	14,623	6.32%
TOTALS	\$ 204,883	\$ 204,883	\$ 191,935	6.75%

NOTE:

a - Greater of monthly minimum of \$1,177 or 20% of gross receipts through October 14, 2015.

Effective October 15, 2015, greater of monthly minimum of \$1,186 or 20% of gross receipts.

b - Includes an auditor adjustment to increase revenue reported in the 2014-2015 Revenue Report.

**GROUND TRANSPORTATION
SHUTTLE/COMMERCIAL VEHICLE OPERATORS**

15-16	TOTAL NUMBER OF TRIPS	REVENUE TO COUNTY \$2.25 / TRIP	LATE PAYMENT FEES	15-16 MONTHLY REVENUE	14-15 MONTHLY REVENUE	% CHANGE 14-15 TO 15-16
JULY	15,617	\$ 35,138	\$ 93	\$ 35,231	\$ 36,200	-2.68%
AUGUST	15,956	35,901	112	36,013	35,840	0.48%
SEPTEMBER	16,235	36,529	262	36,791	39,518	-6.90%
OCTOBER	17,356	39,051	85	39,136	42,566	-8.06%
NOVEMBER	15,676	35,271	81	35,352	37,636	-6.07%
DECEMBER	15,377	34,598	220	34,818	37,785	-7.85%
JANUARY	16,136	36,306	138	36,444	39,862	-8.57%
FEBRUARY	15,602	35,105	306	35,411	39,068	-9.36%
MARCH	16,886	37,994	158	38,152	45,208	-15.61%
APRIL	16,677	37,523	217	37,740	37,878	-0.36%
MAY	17,096	38,466	121	38,587	37,664	2.45%
JUNE	15,640	35,190	93	35,283	37,388	-5.63%
TOTALS	194,254	\$ 437,072	\$ 1,886	\$ 438,958	\$ 466,613	-5.93%

**GROUND TRANSPORTATION
TRANSPORTATION NETWORK COMPANY (TNC) OPERATORS
GROUND TRANSPORTATION OPERATING PERMITS**

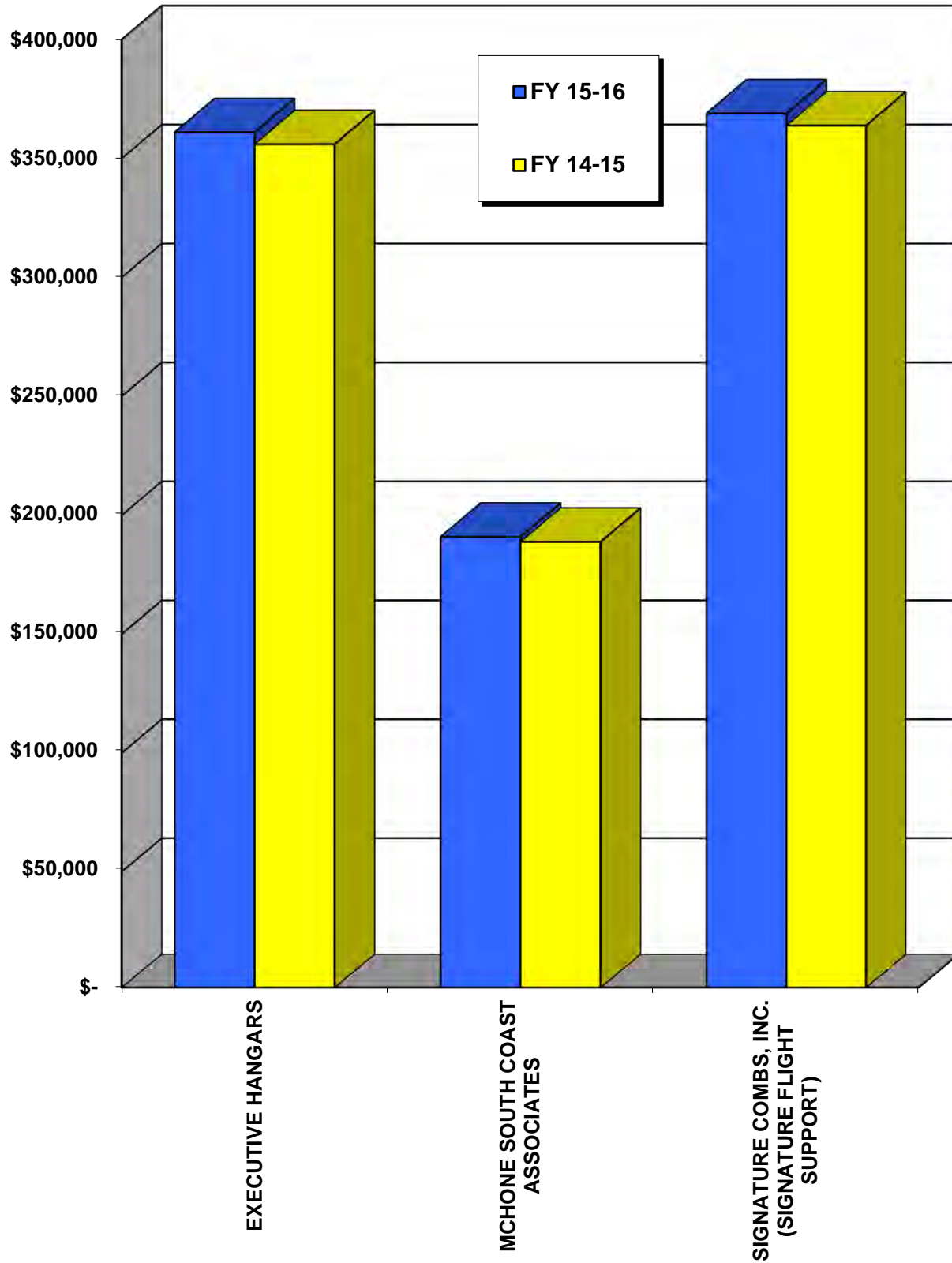
15-16	NUMBER OF TRIPS LYFT, INC.	NUMBER OF TRIPS UBER	NUMBER OF TRIPS WINGZ	TNC TOTAL NUMBER OF TRIPS
JULY	993	13,402	34	14,429
AUGUST	1,106	14,871	43	16,020
SEPTEMBER	1,529	17,556	43	19,128
OCTOBER	1,711	19,558	56	21,325
NOVEMBER	2,016	20,016	40	22,072
DECEMBER	2,259	18,884	44	21,187
JANUARY	2,405	21,658	26	24,089
FEBRUARY	2,665	20,515	23	23,203
MARCH	3,442	23,751	43	27,236
APRIL	3,554	24,780	39	28,373
MAY	4,847	28,285	45	33,177
JUNE	4,302	28,212	33	32,547
TOTALS	30,829	251,488	469	282,786

15-16	REVENUE TO COUNTY \$2.25 / TRIP	LATE PAYMENT FEES	15-16 MONTHLY REVENUE	14-15 MONTHLY REVENUE	% CHANGE 14-15 TO 15-16
JULY	\$ 32,465	\$ -	\$ 32,465	\$ -	N/A
AUGUST	36,045	-	36,045	-	N/A
SEPTEMBER	43,038	134	43,172	-	N/A
OCTOBER	47,981	-	47,981	-	N/A
NOVEMBER	49,662	-	49,662	-	N/A
DECEMBER	47,671	-	47,671	-	N/A
JANUARY	54,200	-	54,200	-	N/A
FEBRUARY	52,207	-	52,207	-	N/A
MARCH	61,281	-	61,281	-	N/A
APRIL	63,839	-	63,839	21,481	197.19%
MAY	74,648	-	74,648	25,405	193.83%
JUNE	73,231	-	73,231	27,707	164.31%
TOTALS	\$ 636,268	\$ 134	\$ 636,402	\$ 74,593	753.17%

HANGARS



HANGARS SUMMARY



HANGARS SUMMARY FOR FY 2015-2016

LESSEE				LATE	15-16	14-15	% CHANGE
	HANGAR REVENUE	TIEDOWN REVENUE	PAYMENT FEES	TOTAL REVENUE	TOTAL REVENUE	14-15 TO 15-16	
EXECUTIVE HANGARS	\$ 361,007	\$ -	\$ -	\$ 361,007	\$ 355,955	1.42%	
MCHONE SOUTH COAST ASSOCIATES	180,134	10,656	113	190,903	188,801	1.11%	
SIGNATURE COMBS, INC. (SIGNATURE FLIGHT SUPPORT)	368,408	-	554	368,962	363,832	1.41%	
TOTALS	\$ 909,549	\$ 10,656	\$ 667	\$ 920,872	\$ 908,588	1.35%	

EXECUTIVE HANGARS
HANGAR LEASE
MONTH TO MONTH

15-16	MONTHLY HANGAR GROSS RECEIPTS	HANGAR RENT/MIN. OR 45% GROSS (a)	LATE PAYMENT FEES	15-16 MONTHLY REVENUE	15-16 YTD REVENUE	14-15 MONTHLY REVENUE	% CHANGE 14-15 TO 15-16
JULY	\$ 68,060	\$ 29,885	\$ -	\$ 29,885	\$ 29,885	\$ 29,352	1.82%
AUGUST	70,490	29,885	-	29,885	59,770	29,352	1.82%
SEPTEMBER	48,720	29,885	-	29,885	89,655	29,352	1.82%
OCTOBER	57,630	29,885	-	29,885	119,540	29,352	1.82%
NOVEMBER	61,400	29,885	-	29,885	149,425	29,352	1.82%
DECEMBER	59,190	30,226	-	30,226	179,651	29,885	1.14%
JANUARY	62,160	30,226	-	30,226	209,877	29,885	1.14%
FEBRUARY	62,160	30,226	-	30,226	240,103	29,885	1.14%
MARCH	62,160	30,226	-	30,226	270,329	29,885	1.14%
APRIL	62,160	30,226	-	30,226	300,555	29,885	1.14%
MAY	62,160	30,226	-	30,226	330,781	29,885	1.14%
JUNE	62,160	30,226	-	30,226	361,007	29,885	1.14%
TOTALS	\$ 738,450	\$ 361,007	\$ -	\$ 361,007	\$ 361,007	\$ 355,955	1.42%

NOTE:

a - Greater of minimum annual guarantee of \$358,616 or 45% of gross receipts through November 2015.

Effective December 2015, greater of annual minimum guarantee of \$362,710 or 45% of gross receipts.

PM 1121-152.03

PM 1121-281-29

**MCHONE SOUTH COAST ASSOCIATES
HANGAR AND TIEDOWN LEASES**

MONTH TO MONTH

15-16	MONTHLY		MINIMUM		LATE		15-16	15-16	14-15	% CHANGE		
	HANGAR		RENT OR		PAYMENT		MONTHLY	YTD	MONTHLY	14-15 TO		
	GROSS RECEIPTS		30% GROSS (a)		REVENUE (b)		REVENUE	REVENUE	REVENUE	15-16		
JULY	\$	46,475	\$	14,859	\$	883	\$	-	\$ 15,742	\$ 15,742	\$ 15,603	0.89%
AUGUST		46,475		15,025		883		-	15,908	31,650	15,731	1.13%
SEPTEMBER		46,725		15,025		883		-	15,908	47,558	15,731	1.13%
OCTOBER		46,725		15,025		883		-	15,908	63,466	15,731	1.13%
NOVEMBER		46,725		15,025		883		-	15,908	79,374	15,731	1.13%
DECEMBER		47,210		15,025		883		-	15,908	95,282	15,731	1.13%
JANUARY		44,251		15,025		883		-	15,908	111,190	15,731	1.13%
FEBRUARY		42,468		15,025		883		-	15,908	127,098	15,731	1.13%
MARCH		42,468		15,025		898		-	15,923	143,021	15,742	1.15%
APRIL		42,620		15,025		898		-	15,923	158,944	15,855	0.43%
MAY		42,750		15,025		898		-	15,923	174,867	15,742	1.15%
JUNE		42,750		15,025		898	113		16,036	190,903	15,742	1.87%
TOTALS	\$	537,642	\$	180,134	\$	10,656	\$	113	\$ 190,903	\$ 190,903	\$ 188,801	1.11%

NOTE:

a - Greater of minimum annual guarantee of \$178,306 or 30% of gross receipts through July 2015.

Effective August 2015, greater of annual minimum guarantee of \$180,305 or 30% of gross receipts.

b - Monthly tiedown rent of \$883 through February 2016. Effective March 2016, monthly rent of \$898.

SIGNATURE COMBS, INC.
dba SIGNATURE FLIGHT SUPPORT
HANGAR LEASE
MONTH TO MONTH

15-16	MONTHLY HANGAR GROSS RECEIPTS	MINIMUM RENT OR 25% GROSS (a)	LATE PAYMENT FEES	15-16 MONTHLY REVENUE	15-16 YTD REVENUE	14-15 MONTHLY REVENUE	% CHANGE 14-15 TO 15-16
JULY	\$ 109,541	\$ 30,641	\$ 554	\$ 31,195	\$ 31,195	\$ 30,255	3.11%
AUGUST	109,541	30,641	-	30,641	61,836	30,255	1.28%
SEPTEMBER	109,541	30,641	-	30,641	92,477	30,255	1.28%
OCTOBER	113,041	30,641	-	30,641	123,118	30,255	1.28%
NOVEMBER	112,341	30,641	-	30,641	153,759	30,255	1.28%
DECEMBER	115,904	30,641	-	30,641	184,400	30,255	1.28%
JANUARY	113,007	30,641	-	30,641	215,041	30,255	1.28%
FEBRUARY	113,721	30,641	-	30,641	245,682	30,255	1.28%
MARCH	113,721	30,641	-	30,641	276,323	30,255	1.28%
APRIL	113,721	30,641	-	30,641	306,964	30,255	1.28%
MAY	114,121	30,999	-	30,999	337,963	30,641	1.17%
JUNE	113,901	30,999	-	30,999	368,962	30,641	1.17%
TOTALS	\$ 1,352,101	\$ 368,408	\$ 554	\$ 368,962	\$ 368,962	\$ 363,832	1.41%

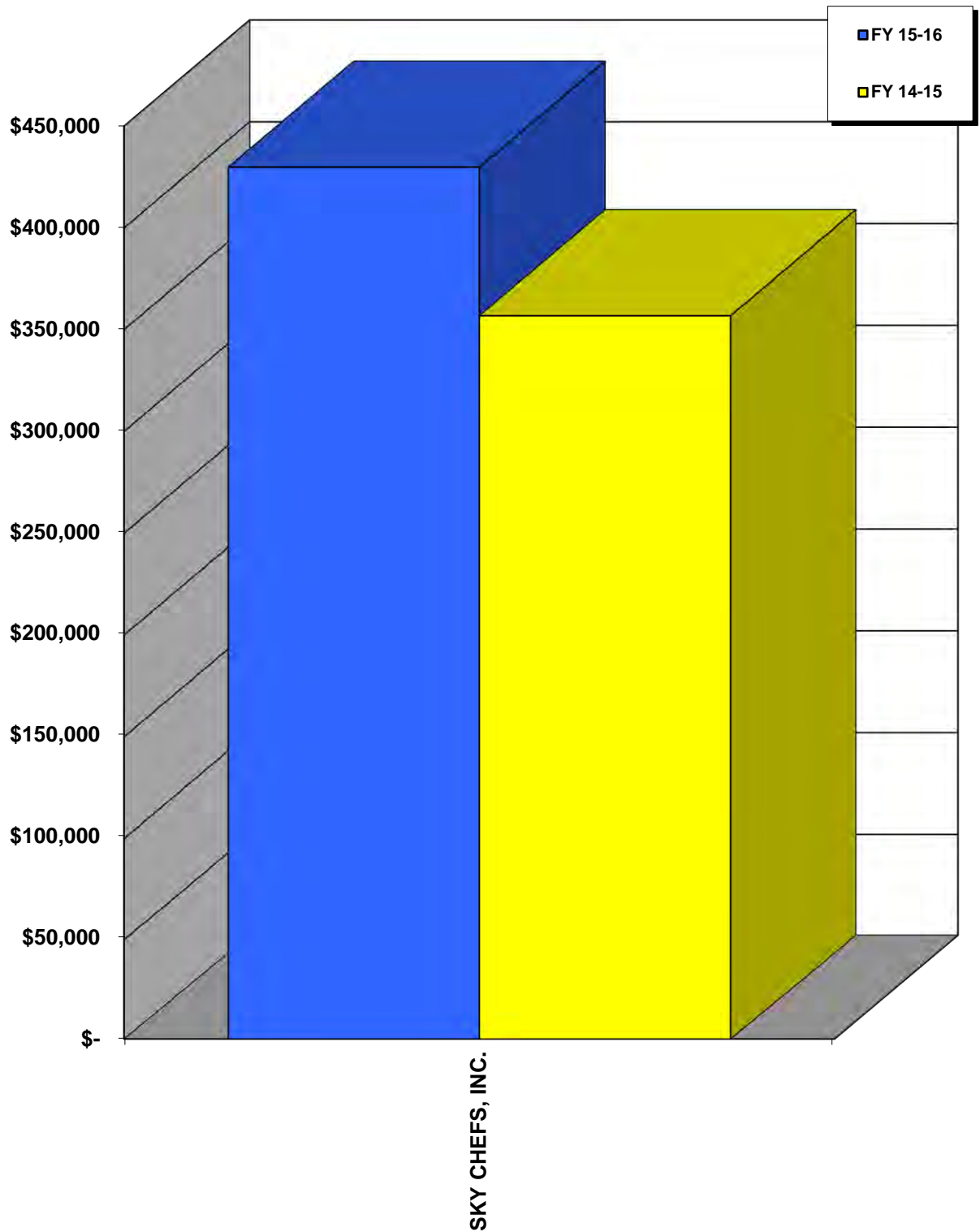
NOTE:

a - Greater of minimum annual guarantee of \$367,696 or 25% of gross receipts through April 2016.
Effective May 2016, greater of annual minimum guarantee of \$371,987 or 25% of gross receipts.

IN-FLIGHT FOOD SERVICE



IN-FLIGHT FOOD SERVICE SUMMARY



SKY CHEFS, INC.
IN-FLIGHT FOOD SERVICE
UPON WRITTEN NOTICE

15-16	MONTHLY GROSS RECEIPTS	MINIMUM RENT OR 6% GROSS (a)	LATE PAYMENT FEES
JULY	\$ 525,838	\$ 31,550	\$ -
AUGUST	547,204	32,832	-
SEPTEMBER	527,202	31,632	-
OCTOBER	551,857	33,111	-
NOVEMBER	552,458	33,147	-
DECEMBER	559,925	33,596	-
JANUARY	591,352	35,481	-
FEBRUARY	563,641	33,818	604
MARCH	639,591	38,375	632
APRIL	679,617	40,777	-
MAY	692,814	41,569	-
JUNE	710,584	42,635	-
TOTALS	\$ 7,142,083	\$ 428,523	\$ 1,236

15-16	15-16 MONTHLY REVENUE	15-16 YTD REVENUE	14-15 MONTHLY REVENUE (b)	% CHANGE 14-15 TO 15-16
JULY	\$ 31,550	\$ 31,550	\$ 31,997	-1.40%
AUGUST	32,832	64,382	31,157	5.38%
SEPTEMBER	31,632	96,014	28,585	10.66%
OCTOBER	33,111	129,125	30,096	10.02%
NOVEMBER	33,147	162,272	28,009	18.34%
DECEMBER	33,596	195,868	29,315	14.60%
JANUARY	35,481	231,349	28,630	23.93%
FEBRUARY	34,422	265,771	26,080	31.99%
MARCH	39,007	304,778	30,802	26.64%
APRIL	40,777	345,555	29,570	37.90%
MAY	41,569	387,124	31,034	33.95%
JUNE	42,635	429,759	31,549	35.14%
TOTALS	\$ 429,759	\$ 429,759	\$ 356,824	20.44%

NOTE:

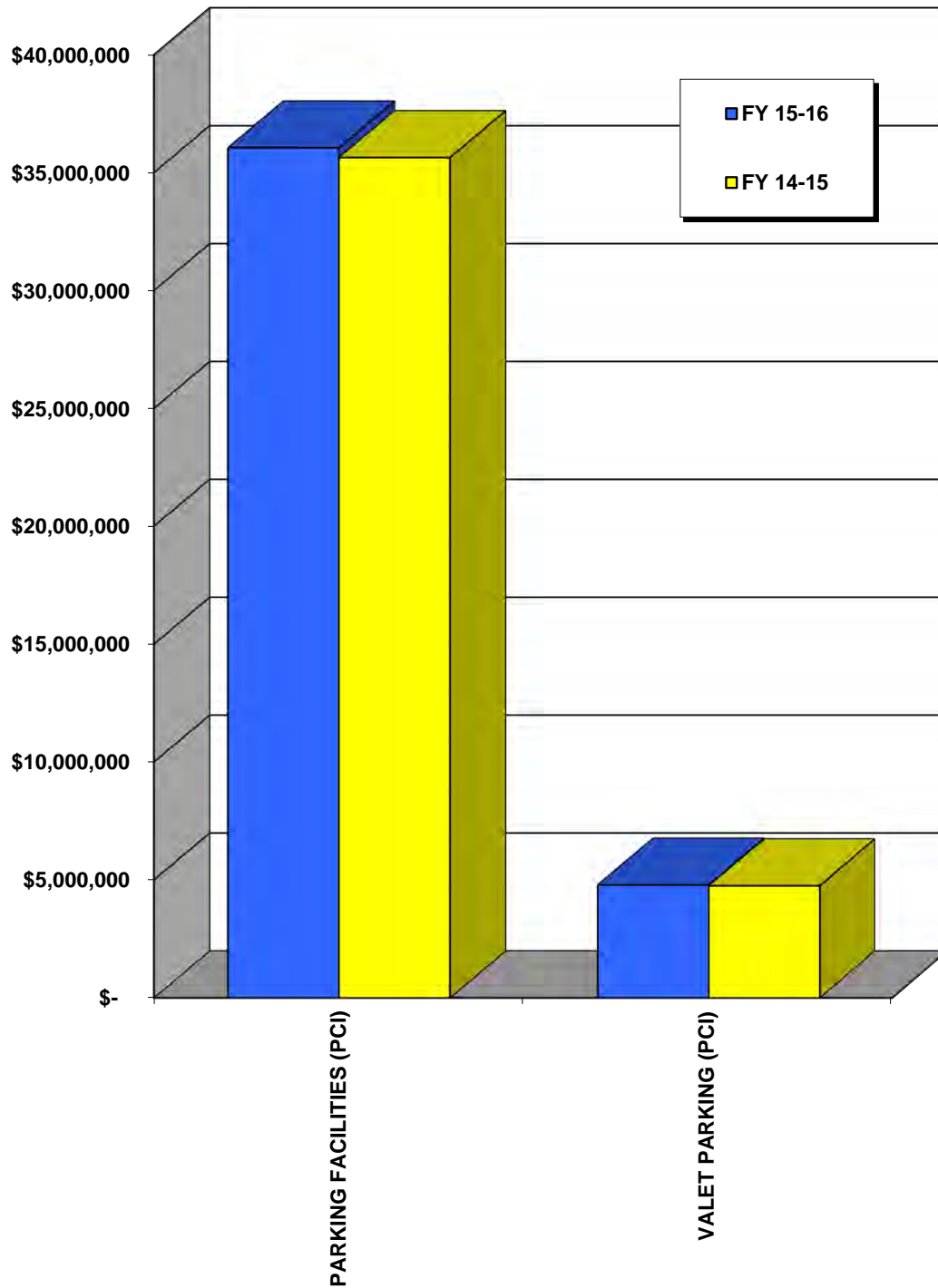
a - Greater of monthly minimum of \$125 or 6% of monthly in-flight food service gross receipts.

b - Includes auditor adjustments to decrease revenue reported in the 2014-2015 Revenue Report.

PARKING



PARKING SUMMARY



PARKING SUMMARY FOR FY 2015-2016

REVENUE TYPE		15-16		LATE		15-16	14-15	% CHANGE
		REVENUE		PAYMENT		TOTAL	TOTAL	14-15 TO
				FEES		REVENUE	REVENUE	15-16
PARKING FACILITIES (PCI)	(a)	\$	36,042,929	\$	-	\$ 36,042,929	\$ 35,632,091	1.15%
VALET PARKING (PCI)			4,782,116		-	4,782,116	4,748,118	0.72%
TOTALS		\$	40,825,045	\$	-	\$ 40,825,045	\$ 40,380,209	1.10%

NOTE:

a - Includes Legislator parking revenue adjustments to decrease revenue reported in the 2014-2015 Revenue Report.

PARKING CONCEPTS, INC. (PCI)
OPERATING AGREEMENT - PARKING FACILITIES
MONTH TO MONTH

15-16	OFF AIRPORT (a)		TERMINAL (b)			
	MAIN STREET GROSS RECEIPTS		NORTHWEST	NORTHEAST	SOUTHEAST	STRUCTURE C GROSS RECEIPTS
			GARAGE	GARAGE	GARAGE	
			GROSS RECEIPTS	GROSS RECEIPTS	GROSS RECEIPTS	
JULY	\$ 364,785		\$ 632,180	\$ 494,228	\$ 739,826	\$ 711,814
AUGUST	364,718		636,103	508,605	759,537	747,946
SEPTEMBER	337,609		621,805	537,085	728,305	761,251
OCTOBER	352,926		715,076	669,858	799,083	856,581
NOVEMBER	339,872		581,291	524,285	710,210	711,312
DECEMBER	292,816		525,702	444,804	636,068	607,877
JANUARY	274,011		574,373	431,198	656,861	692,796
FEBRUARY	249,034		564,865	449,784	676,615	703,681
MARCH	268,681		627,279	477,591	721,953	777,048
APRIL	304,289		636,817	524,317	743,961	791,348
MAY	349,946		674,481	574,855	764,323	793,945
JUNE	306,845		670,334	564,188	680,063	691,235
TOTALS	\$ 3,805,532		\$ 7,460,306	\$ 6,200,798	\$ 8,616,805	\$ 8,846,834

15-16	EMPLOYEE		PARKING		% CHANGE 14-15 TO 15-16		
	PARKING GROSS RECEIPTS (c)		INVOICE	15-16			
			GROSS	15-16			
			GROSS RECEIPTS	MONTHLY REVENUE (d)		YTD REVENUE	14-15 MONTHLY REVENUE (e)
JULY	\$ 102,145		\$ 301	\$ 3,045,279	\$ 3,045,279	\$ 2,787,373	9.25%
AUGUST	88,545		418	3,105,872	6,151,151	2,998,237	3.59%
SEPTEMBER	74,825		754	3,061,634	9,212,785	3,085,464	-0.77%
OCTOBER	76,770		400	3,470,694	12,683,479	3,385,333	2.52%
NOVEMBER	115,150		674	2,982,794	15,666,273	2,814,584	5.98%
DECEMBER	47,670		498	2,555,435	18,221,708	2,569,372	-0.54%
JANUARY	127,620		269	2,757,128	20,978,836	2,722,420	1.27%
FEBRUARY	100,085		393	2,744,457	23,723,293	2,714,065	1.12%
MARCH	99,845		870	2,973,267	26,696,560	3,068,332	-3.10%
APRIL	68,350		187	3,069,269	29,765,829	3,145,607	-2.43%
MAY	103,670		295	3,261,515	33,027,344	3,253,051	0.26%
JUNE	102,800		120	3,015,585	36,042,929	3,088,253	-2.35%
TOTALS	\$ 1,107,475		\$ 5,179	\$ 36,042,929	\$ 36,042,929	\$ 35,632,091	1.15%

NOTE:

a - Parking rate is \$2/hr. Maximum rate per day is \$14.

b - Parking rate is \$2/hr. Maximum rate per day is \$20.

c - Includes \$1,500 in Legislator parking.

d - Includes \$32,990,842 of parking revenue paid via credit cards.

e - Includes Legislator parking revenue adjustments to decrease revenue reported in the 2014-2015 Revenue Report.

f - Lease expired June 30, 2015.

PARKING CONCEPTS, INC. (PCI)
OPERATING AGREEMENT - VALET PARKING
MONTH TO MONTH

15-16	MONTHLY PARKING REVENUE (a)	MONTHLY CAR WASH REVENUE	15-16 MONTHLY REVENUE	15-16 YTD REVENUE	14-15 MONTHLY REVENUE	% CHANGE 14-15 TO 15-16
JULY	\$ 369,700	\$ 17,976	\$ 387,676	\$ 387,676	\$ 345,535	12.20%
AUGUST	378,980	17,999	396,979	784,655	383,974	3.39%
SEPTEMBER	406,359	16,432	422,791	1,207,446	415,554	1.74%
OCTOBER	464,432	19,129	483,561	1,691,007	480,157	0.71%
NOVEMBER	380,090	16,608	396,698	2,087,705	380,295	4.31%
DECEMBER	316,760	12,212	328,972	2,416,677	303,035	8.56%
JANUARY	338,120	12,676	350,796	2,767,473	371,329	-5.53%
FEBRUARY	367,260	18,425	385,685	3,153,158	384,264	0.37%
MARCH	385,300	16,141	401,441	3,554,599	414,779	-3.22%
APRIL	382,320	19,501	401,821	3,956,420	435,902	-7.82%
MAY	420,010	18,865	438,875	4,395,295	436,899	0.45%
JUNE	368,750	18,071	386,821	4,782,116	396,395	-2.42%
TOTALS	\$ 4,578,081	\$ 204,035	\$ 4,782,116	\$ 4,782,116	\$ 4,748,118	0.72%

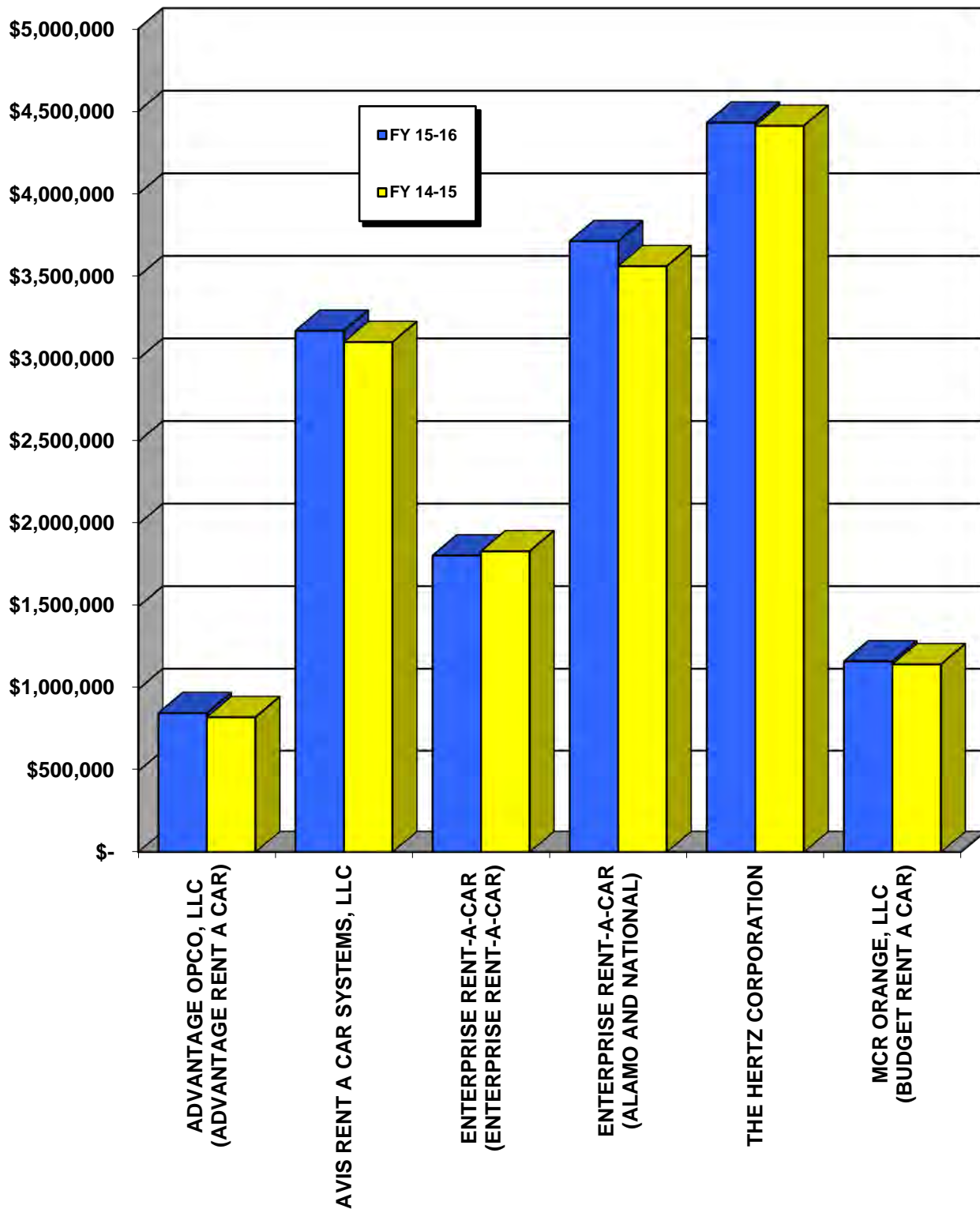
NOTE:

- a - Rate per day at \$30 and \$10 per hour for subsequent 24 hour periods up to \$30 daily.
b - The operator fee is 36% of valet parking revenue collected and 92% of valet car wash revenue collected.
c - Lease expired January 31, 2014.

RENTAL CAR CONCESSIONS



ON AIRPORT RENTAL CAR SUMMARY



**RENTAL CAR SUMMARY FOR FY 2015-2016
ON AIRPORT**

LESSEE	15-16 GROSS RECEIPTS	MINIMUM RENT OR 10% GROSS	READY CAR PARKING	LATE PAYMENT FEES	15-16 TOTAL REVENUE	14-15 TOTAL REVENUE	% CHANGE 14-15 TO 15-16
ADVANTAGE OPCO, LLC (ADVANTAGE RENT A CAR)	\$ 5,022,246	\$ 750,000	\$ 101,267	\$ 4,510	855,777	\$ 830,612	3.03%
AVIS RENT A CAR SYSTEMS, LLC	27,652,070	2,875,296	295,606	-	3,170,902	3,102,670	2.20%
ENTERPRISE RENT-A-CAR (ENTERPRISE RENT-A-CAR)	16,826,837	1,731,359	78,752	197	1,810,308	1,835,377	-1.37%
ENTERPRISE RENT-A-CAR (ALAMO AND NATIONAL)	36,052,514	3,605,251	108,409	234	3,713,894	3,561,925	4.27%
THE HERTZ CORPORATION	40,156,898	4,101,446	329,752	-	4,431,198	4,411,997	0.44%
MCR ORANGE, LLC (BUDGET RENT A CAR)	10,912,844	1,091,286	60,187	17,240	1,168,713	1,150,936	1.54%
TOTALS	\$ 136,623,409	\$ 14,154,638	\$ 973,973	\$ 22,181	\$ 15,150,792	\$ 14,893,517	1.73%

ADVANTAGE OPCO, LLC
dba ADVANTAGE RENT A CAR
LEASE AGREEMENT- RENTAL CAR CONCESSION

LEASE EXPIRES 11/30/2018

15-16	MONTHLY GROSS RECEIPTS	MINIMUM RENT OR 10% GROSS (a)	READY CAR PARKING (b)	LATE PAYMENT FEES
JULY	\$ 437,705	\$ 62,500	\$ 9,238	\$ 239
AUGUST	539,580	62,500	9,238	-
SEPTEMBER	327,797	62,500	9,238	1,453
OCTOBER	325,020	62,500	9,238	239
NOVEMBER	382,548	62,500	9,238	239
DECEMBER	381,443	62,500	9,411	239
JANUARY	398,880	62,500	9,411	-
FEBRUARY	390,995	62,500	9,411	480
MARCH	440,454	62,500	9,411	-
APRIL	399,790	62,500	9,411	-
MAY	504,962	62,500	4,011	1,461
JUNE	493,072	62,500	4,011	160
TOTALS	\$ 5,022,246	\$ 750,000	\$ 101,267	\$ 4,510

15-16	15-16 MONTHLY REVENUE	15-16 YTD REVENUE	14-15 MONTHLY REVENUE	% CHANGE 14-15 TO 15-16
JULY	\$ 71,977	\$ 71,977	\$ 66,515	8.21%
AUGUST	71,738	143,715	66,515	7.85%
SEPTEMBER	73,191	216,906	66,357	10.30%
OCTOBER	71,977	288,883	66,515	8.21%
NOVEMBER	71,977	360,860	66,515	8.21%
DECEMBER	72,150	433,010	66,434	8.60%
JANUARY	71,911	504,921	71,738	0.24%
FEBRUARY	72,391	577,312	71,738	0.91%
MARCH	71,911	649,223	72,354	-0.61%
APRIL	71,911	721,134	71,977	-0.09%
MAY	67,972	789,106	71,977	-5.56%
JUNE	66,671	855,777	71,977	-7.37%
TOTALS	\$ 855,777	\$ 855,777	\$ 830,612	3.03%

NOTE:

a - Greater of minimum annual guarantee of \$750,000 or 10% of gross receipts.

b - Ready Car Parking: Effective January 2015, 15,428 sf at \$0.255/sf for East Parking Structure and 10,000 sf at \$0.5304/sf for Structure C; effective December 2015, 15,428 sf at \$0.26/sf for East Parking Structure and 10,000 sf at \$0.54/sf for Structure C; effective May 2016, 15,428 sf at \$0.26/sf for East Parking Structure.

c - Lease effective December 1, 2013.

AVIS RENT A CAR SYSTEM, LLC
LEASE AGREEMENT- RENTAL CAR CONCESSION

LEASE EXPIRES 11/30/2018

15-16	MONTHLY GROSS RECEIPTS	MINIMUM RENT OR 10% GROSS (a)	READY CAR PARKING (b)	LATE PAYMENT FEES
JULY	\$ 2,663,768	239,608	24,369	\$ -
AUGUST	2,970,611	239,608	24,369	-
SEPTEMBER	1,980,457	239,608	24,369	-
OCTOBER	2,364,806	239,608	24,369	-
NOVEMBER	1,951,674	239,608	24,369	-
DECEMBER	1,950,409	239,608	24,823	-
JANUARY	2,299,145	239,608	24,823	-
FEBRUARY	2,254,559	239,608	24,823	-
MARCH	2,504,331	239,608	24,823	-
APRIL	2,203,052	239,608	24,823	-
MAY	2,164,079	239,608	24,823	-
JUNE	2,345,179	239,608	24,823	-
TOTALS	\$ 27,652,070	\$ 2,875,296	\$ 295,606	\$ -

15-16	15-16 MONTHLY REVENUE	15-16 YTD REVENUE	14-15 MONTHLY REVENUE	% CHANGE 14-15 TO 15-16
JULY	\$ 263,977	\$ 263,977	\$ 258,111	2.27%
AUGUST	263,977	527,954	258,111	2.27%
SEPTEMBER	263,977	791,931	258,111	2.27%
OCTOBER	263,977	1,055,908	258,111	2.27%
NOVEMBER	263,977	1,319,885	258,111	2.27%
DECEMBER	264,431	1,584,316	258,481	2.30%
JANUARY	264,431	1,848,747	258,481	2.30%
FEBRUARY	264,431	2,113,178	258,481	2.30%
MARCH	264,431	2,377,609	258,481	2.30%
APRIL	264,431	2,642,040	258,481	2.30%
MAY	264,431	2,906,471	258,481	2.30%
JUNE	264,431	3,170,902	261,229	1.23%
TOTALS	\$ 3,170,902	\$ 3,170,902	\$ 3,102,670	2.20%

NOTE:

a - Greater of minimum annual guarantee of \$2,875,300 or 10% of gross receipts.

b - Ready Car Parking: Effective June 16, 2015, 34,099 sf at \$0.255/sf for East Parking Structure, 19,188 sf at \$0.5304/sf for Parking Structure C, and 10,362 sf at \$0.5304/sf for South Rental Car Parking Lot; effective December 2015, 34,099 sf at \$0.26/sf for East Parking Structure, 19,188 sf at \$0.54/sf for Parking Structure C, and 10,362 sf at \$0.54/sf for South Rental Car Parking Lot.

c - Lease effective December 1, 2013.

ENTERPRISE RENT-A-CAR COMPANY OF LOS ANGELES, LLC
dba ENTERPRISE RENT-A-CAR
LEASE AGREEMENT- RENTAL CAR CONCESSION

LEASE EXPIRES 11/30/2018

15-16	MONTHLY GROSS RECEIPTS	MINIMUM RENT OR 10% GROSS (a)	READY CAR PARKING (b)	LATE PAYMENT FEES
JULY	\$ 1,517,460	\$ 146,513	\$ 6,488	\$ -
AUGUST	1,497,025	146,513	6,488	-
SEPTEMBER	1,191,173	146,513	6,488	197
OCTOBER	1,350,144	146,513	6,488	-
NOVEMBER	1,283,080	146,513	6,488	-
DECEMBER	1,196,033	119,603	6,616	-
JANUARY	1,400,614	140,061	6,616	-
FEBRUARY	1,338,617	133,862	6,616	-
MARCH	1,510,514	151,051	6,616	-
APRIL	1,537,192	153,719	6,616	-
MAY	1,518,051	151,805	6,616	-
JUNE	1,486,934	148,693	6,616	-
TOTALS	\$ 16,826,837	\$ 1,731,359	\$ 78,752	\$ 197

15-16	15-16 MONTHLY REVENUE	15-16 YTD REVENUE	14-15 MONTHLY REVENUE	% CHANGE 14-15 TO 15-16
JULY	\$ 153,001	\$ 153,001	\$ 152,874	0.08%
AUGUST	153,001	306,002	152,874	0.08%
SEPTEMBER	153,198	459,200	152,874	0.21%
OCTOBER	153,001	612,201	152,874	0.08%
NOVEMBER	153,001	765,202	152,874	0.08%
DECEMBER	126,219	891,421	153,001	-17.50%
JANUARY	146,677	1,038,098	153,001	-4.13%
FEBRUARY	140,478	1,178,576	153,001	-8.18%
MARCH	157,667	1,336,243	153,001	3.05%
APRIL	160,335	1,496,578	153,001	4.79%
MAY	158,421	1,654,999	153,001	3.54%
JUNE	155,309	1,810,308	153,001	1.51%
TOTALS	\$ 1,810,308	\$ 1,810,308	\$ 1,835,377	-1.37%

NOTE:

a - Greater of minimum annual guarantee of \$1,758,152 or 10% of gross receipts.

b - Effective December 2014, ready car rate is \$0.255/sf for 25,445 sf for East Parking Structure; effective December 2015, ready car rate is \$0.26/sf for 25,445 sf for East Parking Structure.

c - Lease effective December 1, 2013.

ENTERPRISE RENT-A-CAR COMPANY OF LOS ANGELES, LLC
dba ALAMO RENT A CAR AND NATIONAL CAR RENTAL
LEASE AGREEMENT - RENTAL CAR CONCESSION

LEASE EXPIRES 11/30/2018

15-16	MONTHLY GROSS RECEIPTS	MINIMUM RENT OR 10% GROSS (a)	READY CAR PARKING (b)	LATE PAYMENT FEES
JULY	\$ 3,226,906	\$ 322,691	\$ 8,932	\$ -
AUGUST	3,440,361	344,036	8,932	-
SEPTEMBER	2,592,865	259,286	8,932	234
OCTOBER	3,019,862	301,986	8,932	-
NOVEMBER	2,652,472	265,247	8,932	-
DECEMBER	2,597,305	259,731	9,107	-
JANUARY	3,000,346	300,035	9,107	-
FEBRUARY	2,900,608	290,061	9,107	-
MARCH	3,434,614	343,461	9,107	-
APRIL	3,162,312	316,231	9,107	-
MAY	2,976,449	297,645	9,107	-
JUNE	3,048,414	304,841	9,107	-
TOTALS	\$ 36,052,514	\$ 3,605,251	\$ 108,409	\$ 234

15-16	15-16 MONTHLY REVENUE	15-16 YTD REVENUE	14-15 MONTHLY REVENUE	% CHANGE 14-15 TO 15-16
JULY	\$ 331,623	\$ 331,623	\$ 310,160	6.92%
AUGUST	352,968	684,591	358,758	-1.61%
SEPTEMBER	268,452	953,043	252,574	6.29%
OCTOBER	310,918	1,263,961	301,081	3.27%
NOVEMBER	274,179	1,538,140	246,367	11.29%
DECEMBER	268,838	1,806,978	245,372	9.56%
JANUARY	309,142	2,116,120	304,597	1.49%
FEBRUARY	299,168	2,415,288	291,086	2.78%
MARCH	352,568	2,767,856	338,934	4.02%
APRIL	325,338	3,093,194	318,471	2.16%
MAY	306,752	3,399,946	302,143	1.53%
JUNE	313,948	3,713,894	292,382	7.38%
TOTALS	\$ 3,713,894	\$ 3,713,894	\$ 3,561,925	4.27%

NOTE:

a - Greater of minimum annual guarantee of \$3,002,382 or 10% of gross receipts.

b - Ready Car Parking: Effective December 2014, 35,027 sf at \$0.255/sf for East Parking Structure; effective December 2015, 35,027 sf at \$0.26/sf for East Parking Structure.

c - Lease effective December 1, 2013.

THE HERTZ CORPORATION
LEASE AGREEMENT- RENTAL CAR CONCESSION

LEASE EXPIRES 11/30/2018

15-16	ATLANTIC AVIATION FBO GROSS RECEIPTS	SIGNATURE FLIGHT SUPPORT FBO GROSS RECEIPTS	HERTZ TERMINAL GROSS RECEIPTS	DOLLAR TERMINAL GROSS RECEIPTS	MONTHLY GROSS RECEIPTS	MINIMUM RENT OR 10% GROSS (a)
JULY	\$ 18,287	\$ 14,067	\$ 3,287,626	\$ 729,329	\$ 4,049,309	\$ 404,931
AUGUST	19,315	25,520	3,513,719	737,026	4,295,580	429,558
SEPTEMBER	10,103	6,255	2,481,566	504,798	3,002,722	300,272
OCTOBER	10,980	6,641	2,770,459	590,435	3,378,515	337,852
NOVEMBER	17,571	8,393	2,364,962	505,717	2,896,643	289,664
DECEMBER	7,775	10,089	2,256,250	425,714	2,699,828	334,167
JANUARY	10,296	15,943	2,606,445	555,013	3,187,697	334,167
FEBRUARY	12,935	9,351	2,488,756	543,729	3,054,771	334,167
MARCH	11,696	12,942	3,059,158	615,947	3,699,743	334,167
APRIL	12,588	10,800	2,755,055	601,165	3,379,608	334,167
MAY	9,764	5,115	2,665,367	563,627	3,243,873	334,167
JUNE	7,271	5,906	2,649,510	605,922	3,268,609	334,167
TOTALS	\$ 148,581	\$ 131,022	\$ 32,898,873	\$ 6,978,422	\$ 40,156,898	\$ 4,101,446

15-16	READY CAR PARKING (b)	LATE PAYMENT FEES	15-16 MONTHLY REVENUE	15-16 YTD REVENUE	14-15 MONTHLY REVENUE	% CHANGE 14-15 TO 15-16
JULY	27,183	-	432,114	432,114	410,758	5.20%
AUGUST	27,183	-	456,741	888,855	443,801	2.92%
SEPTEMBER	27,183	-	327,455	1,216,310	341,858	-4.21%
OCTOBER	27,183	-	365,035	1,581,345	381,510	-4.32%
NOVEMBER	27,183	-	316,847	1,898,192	324,709	-2.42%
DECEMBER	27,691	-	361,858	2,260,050	310,237	16.64%
JANUARY	27,691	-	361,858	2,621,908	350,035	3.38%
FEBRUARY	27,691	-	361,858	2,983,766	350,366	3.28%
MARCH	27,691	-	361,858	3,345,624	409,518	-11.64%
APRIL	27,691	-	361,858	3,707,482	404,951	-10.64%
MAY	27,691	-	361,858	4,069,340	345,848	4.63%
JUNE	27,691	-	361,858	4,431,198	338,406	6.93%
TOTALS	\$ 329,752	\$ -	\$ 4,431,198	\$ 4,431,198	\$ 4,411,997	0.44%

NOTE:

a - Greater of minimum annual guarantee of \$4,010,000 or 10% of gross receipts.

b - Ready Car Parking: Effective December 2014, 42,816 sf at \$0.255/sf for East Parking Structure and 18,037 sf at \$0.5304/sf for Parking Structure C; effective December 2015, 42,816 sf at \$0.26/sf for East Parking Structure and 18,037 sf at \$0.54/sf for Parking Structure C.

c - Lease effective December 1, 2013.

MCR ORANGE, LLC
dba BUDGET RENT A CAR OF ORANGE COUNTY
LEASE AGREEMENT- RENTAL CAR CONCESSION
LEASE EXPIRES 11/30/2018

15-16	MONTHLY GROSS RECEIPTS	MINIMUM RENT OR 10% GROSS (a)	READY CAR PARKING (b)	LATE PAYMENT FEES
JULY	\$ 1,174,417	\$ 117,442	\$ 4,959	\$ -
AUGUST	1,192,640	119,264	4,959	-
SEPTEMBER	756,600	75,660	4,959	174
OCTOBER	882,156	88,216	4,959	-
NOVEMBER	834,786	83,479	4,959	1,235
DECEMBER	741,020	74,102	5,056	174
JANUARY	887,306	88,731	5,056	-
FEBRUARY	803,829	80,383	5,056	6,574
MARCH	1,070,635	107,064	5,056	2,551
APRIL	951,337	95,134	5,056	4,147
MAY	791,354	79,135	5,056	2,209
JUNE	826,764	82,676	5,056	176
TOTALS	\$ 10,912,844	\$ 1,091,286	\$ 60,187	\$ 17,240

15-16	15-16 MONTHLY REVENUE	15-16 YTD REVENUE	14-15 MONTHLY REVENUE	% CHANGE 14-15 TO 15-16
JULY	\$ 122,401	\$ 122,401	\$ 119,427	2.49%
AUGUST	124,223	246,624	125,691	-1.17%
SEPTEMBER	80,793	327,417	78,371	3.09%
OCTOBER	93,175	420,592	95,083	-2.01%
NOVEMBER	89,673	510,265	78,217	14.65%
DECEMBER	79,332	589,597	77,155	2.82%
JANUARY	93,787	683,384	94,384	-0.63%
FEBRUARY	92,013	775,397	97,925	-6.04%
MARCH	114,671	890,068	117,694	-2.57%
APRIL	104,337	994,405	93,076	12.10%
MAY	86,400	1,080,805	85,184	1.43%
JUNE	87,908	1,168,713	88,729	-0.93%
TOTALS	\$ 1,168,713	\$ 1,168,713	\$ 1,150,936	1.54%

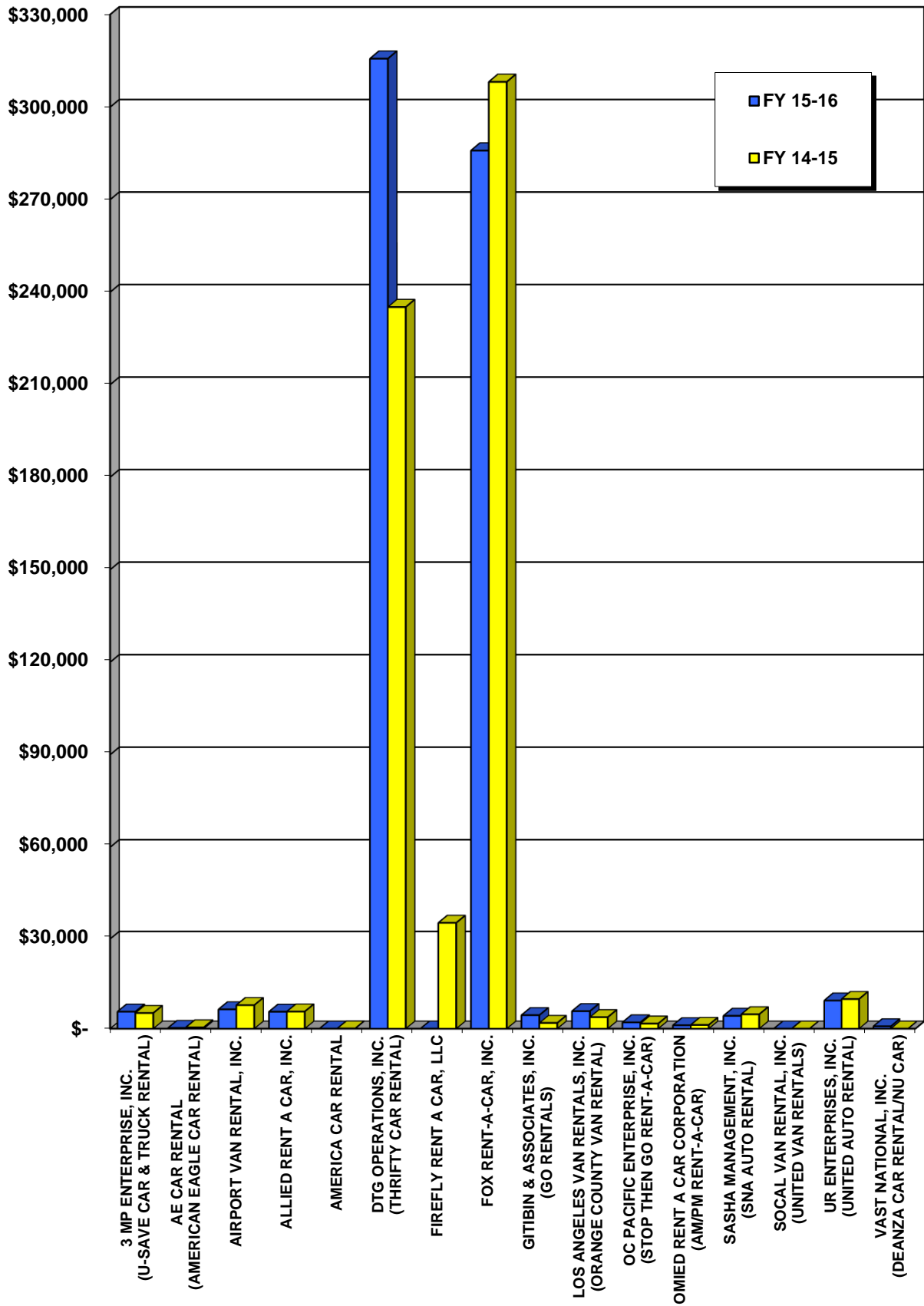
NOTE:

a - Greater of minimum annual guarantee of \$981,942 or 10% of gross receipts.

b - Ready Car Parking: Effective December 2014, 19,448 sf at \$0.255/sf for East Parking Structure; effective December 2015, 19,448 sf at \$0.26/sf for East Parking Structure.

c - Lease effective December 1, 2013.

OFF AIRPORT RENTAL CAR SUMMARY



RENTAL CAR SUMMARY FOR FY 2015-16
OFF AIRPORT

LICENSEE	15-16 GROSS RECEIPTS	MONTHLY REVENUE 9% GROSS (a)	LATE PAYMENT FEES	15-16 TOTAL REVENUE	14-15 TOTAL REVENUE	% CHANGE 14-15 TO 15-16
3 MP ENTERPRISE, INC. (U-SAVE CAR & TRUCK RENTAL)	\$ 63,146	\$ 5,683	\$ -	\$ 5,683	\$ 5,221	8.85%
AE CAR RENTAL (AMERICAN EAGLE CAR RENTAL)	2,509	227	-	227	425	-46.59%
AIRPORT VAN RENTAL, INC.	63,921	5,753	698	6,451	7,856	-17.88%
ALLIED RENT A CAR, INC.	62,927	5,663	-	5,663	5,717	-0.94%
AMERICA CAR RENTAL	-	-	-	-	67	-100.00%
DTG OPERATIONS, INC. (THRIFTY CAR RENTAL)	3,507,780	315,702	-	315,702	235,144	34.26%
FIREFLY RENT A CAR, LLC	-	-	-	-	35,332	-100.00%
FOX RENT-A-CAR, INC.	3,176,618	285,896	-	285,896	308,165	-7.23%
GITIBIN & ASSOCIATES, INC. (GO RENTALS)	50,137	4,514	-	4,514	1,904	137.08%
LOS ANGELES VAN RENTALS, INC. (ORANGE COUNTY VAN RENTAL)	63,801	5,742	102	5,844	3,826	52.74%
OC PACIFIC ENTERPRISE, INC. (STOP THEN GO RENT-A-CAR)	23,277	2,095	-	2,095	1,687	24.18%
OMIED RENT A CAR CORPORATION (AM/PM RENT-A-CAR)	12,590	1,134	-	1,134	1,245	-8.92%
SASHA MANAGEMENT, INC. (SNA AUTO RENTAL)	47,600	4,285	-	4,285	4,795	-10.64%
SOCAL VAN RENTAL, INC. (UNITED VAN RENTALS)	267	24	-	24	-	N/A
UR ENTERPRISES, INC. (UNITED AUTO RENTAL)	104,274	9,385	-	9,385	9,891	-5.12%
VAST NATIONAL, INC. (DEANZA CAR RENTAL/NU CAR)	8,742	787	-	787	-	N/A
TOTALS	\$ 7,187,589	\$ 646,890	\$ 800	\$ 647,690	\$ 621,275	4.25%

NOTE:

a - Licensees paid 9% of gross receipts unless otherwise noted in the individual schedules.

3 MP ENTERPRISE, INC.
dba U-SAVE CAR & TRUCK RENTAL
OFF AIRPORT RENTAL CAR LICENSE
LICENSE EXPIRES 09/17/2018

15-16	MONTHLY GROSS RECEIPTS	MONTHLY REVENUE 9% GROSS	LATE PAYMENT FEES	15-16 MONTHLY REVENUE	15-16 YTD REVENUE	14-15 MONTHLY REVENUE	% CHANGE 14-15 TO 15-16
JULY	\$ 11,656	\$ 1,049	\$ -	\$ 1,049	\$ 1,049	\$ 604	73.68%
AUGUST	4,674	421	-	421	1,470	578	-27.16%
SEPTEMBER	5,659	509	-	509	1,979	266	91.35%
OCTOBER	4,299	387	-	387	2,366	468	-17.31%
NOVEMBER	4,036	363	-	363	2,729	453	-19.87%
DECEMBER	3,906	352	-	352	3,081	297	18.52%
JANUARY	4,842	436	-	436	3,517	486	-10.29%
FEBRUARY	4,901	441	-	441	3,958	572	-22.90%
MARCH	5,648	508	-	508	4,466	650	-21.85%
APRIL	3,337	300	-	300	4,766	364	-17.58%
MAY	5,430	489	-	489	5,255	247	97.98%
JUNE	4,758	428	-	428	5,683	236	81.36%
TOTALS	\$ 63,146	\$ 5,683	\$ -	\$ 5,683	\$ 5,683	\$ 5,221	8.85%

NOTE:

a - License effective September 18, 2013.

AE CAR RENTAL
dba AMERICAN EAGLE CAR RENTAL
OFF AIRPORT RENTAL CAR LICENSE
LICENSE EXPIRES 01/30/2018

15-16	MONTHLY GROSS RECEIPTS	MONTHLY REVENUE 9% GROSS	LATE PAYMENT FEES	15-16 MONTHLY REVENUE	15-16 YTD REVENUE	14-15 MONTHLY REVENUE	% CHANGE 14-15 TO 15-16
JULY	\$ 200	\$ 18	\$ -	\$ 18	\$ 18	\$ 68	-73.53%
AUGUST	474	43	-	43	61	58	-25.86%
SEPTEMBER	53	5	-	5	66	-	N/A
OCTOBER	98	9	-	9	75	27	-66.67%
NOVEMBER	157	14	-	14	89	16	-12.50%
DECEMBER	496	45	-	45	134	86	-47.67%
JANUARY	100	9	-	9	143	6	50.00%
FEBRUARY	260	23	-	23	166	82	-71.95%
MARCH	225	20	-	20	186	16	25.00%
APRIL	74	7	-	7	193	13	-46.15%
MAY	107	10	-	10	203	18	-44.44%
JUNE	265	24	-	24	227	35	-31.43%
TOTALS	\$ 2,509	\$ 227	\$ -	\$ 227	\$ 227	\$ 425	-46.59%

NOTE:

a - License effective January 31, 2013.

AIRPORT VAN RENTAL, INC.
OFF AIRPORT RENTAL CAR LICENSE

LICENSE EXPIRES 07/07/2018

15-16	MONTHLY GROSS RECEIPTS	MONTHLY REVENUE 9% GROSS	LATE PAYMENT FEES	15-16 MONTHLY REVENUE	15-16 YTD REVENUE	14-15 MONTHLY REVENUE	% CHANGE 14-15 TO 15-16
JULY	\$ 9,181	\$ 826	\$ -	\$ 826	\$ 826	\$ 608	35.86%
AUGUST	7,451	671	-	671	1,497	672	-0.15%
SEPTEMBER	5,631	507	-	507	2,004	670	-24.33%
OCTOBER	5,963	537	-	537	2,541	434	23.73%
NOVEMBER	5,324	479	272	751	3,292	555	35.32%
DECEMBER	5,420	488	108	596	3,888	558	6.81%
JANUARY	5,278	475	-	475	4,363	672	-29.32%
FEBRUARY	3,766	339	107	446	4,809	542	-17.71%
MARCH	4,061	365	-	365	5,174	621	-41.22%
APRIL	4,113	370	105	475	5,649	723	-34.30%
MAY	3,834	345	-	345	5,994	930	-62.90%
JUNE	3,899	351	106	457	6,451	871	-47.53%
TOTALS	\$ 63,921	\$ 5,753	\$ 698	\$ 6,451	\$ 6,451	\$ 7,856	-17.88%

NOTE:

a - License effective July 8, 2013.

ALLIED RENT A CAR, INC.
OFF AIRPORT RENTAL CAR LICENSE
 LICENSE EXPIRES 07/12/2017

15-16	MONTHLY GROSS RECEIPTS	MONTHLY REVENUE 9% GROSS	LATE PAYMENT FEES	15-16 MONTHLY REVENUE	15-16 YTD REVENUE	14-15 MONTHLY REVENUE	% CHANGE 14-15 TO 15-16
JULY	\$ 8,980	\$ 808	\$ -	\$ 808	\$ 808	\$ 406	99.01%
AUGUST	7,416	667	-	667	1,475	366	82.24%
SEPTEMBER	4,771	429	-	429	1,904	444	-3.38%
OCTOBER	5,376	484	-	484	2,388	388	24.74%
NOVEMBER	7,340	661	-	661	3,049	620	6.61%
DECEMBER	4,721	425	-	425	3,474	312	36.22%
JANUARY	5,155	464	-	464	3,938	455	1.98%
FEBRUARY	3,730	336	-	336	4,274	713	-52.88%
MARCH	4,075	367	-	367	4,641	637	-42.39%
APRIL	3,823	344	-	344	4,985	644	-46.58%
MAY	3,691	332	-	332	5,317	326	1.84%
JUNE	3,849	346	-	346	5,663	406	-14.78%
TOTALS	\$ 62,927	\$ 5,663	\$ -	\$ 5,663	\$ 5,663	\$ 5,717	-0.94%

NOTE:

a - License effective July 13, 2012.

AMERICA CAR RENTAL
OFFAIRPORT RENTAL CAR LICENSE
LICENSE TERMINATED 11/30/2014

15-16	MONTHLY GROSS RECEIPTS	MONTHLY REVENUE 9% GROSS	LATE PAYMENT FEES	15-16 MONTHLY REVENUE	15-16 YTD REVENUE	14-15 MONTHLY REVENUE	% CHANGE 14-15 TO 15-16
JULY	\$ -	\$ -	\$ -	\$ -	\$ -	\$ 67	-100.00%
AUGUST	-	-	-	-	-	-	N/A
SEPTEMBER	-	-	-	-	-	-	N/A
OCTOBER	-	-	-	-	-	-	N/A
NOVEMBER	-	-	-	-	-	-	N/A
DECEMBER	-	-	-	-	-	-	N/A
JANUARY	-	-	-	-	-	-	N/A
FEBRUARY	-	-	-	-	-	-	N/A
MARCH	-	-	-	-	-	-	N/A
APRIL	-	-	-	-	-	-	N/A
MAY	-	-	-	-	-	-	N/A
JUNE	-	-	-	-	-	-	N/A
TOTALS	\$ -	\$ -	\$ -	\$ -	\$ -	\$ 67	-100.00%

NOTE:

a - License terminated November 30, 2014.

DTG OPERATIONS, INC.
dba THRIFTY CAR RENTAL
OFF AIRPORT RENTAL CAR LICENSE
LICENSE EXPIRES 04/14/2019

15-16	MONTHLY GROSS RECEIPTS	MONTHLY REVENUE 9% GROSS	LATE PAYMENT FEES	15-16 MONTHLY REVENUE	15-16 YTD REVENUE	14-15 MONTHLY REVENUE	% CHANGE 14-15 TO 15-16
JULY	\$ 337,495	\$ 30,375	\$ -	\$ 30,375	\$ 30,375	\$ 20,247	50.02%
AUGUST	332,917	29,963	-	29,963	60,338	24,959	20.05%
SEPTEMBER	182,680	16,441	-	16,441	76,779	17,616	-6.67%
OCTOBER	228,794	20,591	-	20,591	97,370	17,676	16.49%
NOVEMBER	234,596	21,114	-	21,114	118,484	15,395	37.15%
DECEMBER	252,591	22,733	-	22,733	141,217	15,322	48.37%
JANUARY	279,462	25,152	-	25,152	166,369	18,467	36.20%
FEBRUARY	254,785	22,931	-	22,931	189,300	17,449	31.42%
MARCH	323,365	29,103	-	29,103	218,403	23,921	21.66%
APRIL	380,698	34,263	-	34,263	252,666	21,930	56.24%
MAY	337,091	30,338	-	30,338	283,004	19,540	55.26%
JUNE	363,306	32,698	-	32,698	315,702	22,622	44.54%
TOTALS	\$ 3,507,780	\$ 315,702	\$ -	\$ 315,702	\$ 315,702	\$ 235,144	34.26%

NOTE:

a - License effective April 15, 2014.

FIREFLY RENT A CAR, LLC
OFF AIRPORT RENTAL CAR LICENSE
LICENSE TERMINATED 02/19/2015

15-16	MONTHLY GROSS RECEIPTS	MONTHLY REVENUE 9% GROSS	LATE PAYMENT FEES	15-16 MONTHLY REVENUE	15-16 YTD REVENUE	14-15 MONTHLY REVENUE	% CHANGE 14-15 TO 15-16
JULY	\$ -	\$ -	\$ -	\$ -	\$ -	\$ 6,326	-100.00%
AUGUST	-	-	-	-	-	7,288	-100.00%
SEPTEMBER	-	-	-	-	-	5,834	-100.00%
OCTOBER	-	-	-	-	-	3,501	-100.00%
NOVEMBER	-	-	-	-	-	2,078	-100.00%
DECEMBER	-	-	-	-	-	2,551	-100.00%
JANUARY	-	-	-	-	-	4,365	-100.00%
FEBRUARY	-	-	-	-	-	1,936	-100.00%
MARCH	-	-	-	-	-	1,127	-100.00%
APRIL	-	-	-	-	-	89	-100.00%
MAY	-	-	-	-	-	-	0.00%
JUNE	-	-	-	-	-	237	-100.00%
TOTALS	\$ -	\$ -	\$ -	\$ -	\$ -	\$ 35,332	-100.00%

NOTE:

a - License effective April 1, 2014 and terminated February 19, 2015.

FOX RENT-A-CAR, INC.
OFF AIRPORT RENTAL CAR LICENSE

LICENSE EXPIRES 12/09/2017

15-16	MONTHLY GROSS RECEIPTS	MONTHLY REVENUE 9% GROSS	LATE PAYMENT FEES	15-16 MONTHLY REVENUE	15-16 YTD REVENUE	14-15 MONTHLY REVENUE	% CHANGE 14-15 TO 15-16
JULY	\$ 259,694	\$ 23,372	\$ -	\$ 23,372	\$ 23,372	\$ 37,161	-37.11%
AUGUST	311,731	28,056	-	28,056	51,428	38,735	-27.57%
SEPTEMBER	214,643	19,318	-	19,318	70,746	24,694	-21.77%
OCTOBER	258,684	23,282	-	23,282	94,028	22,370	4.08%
NOVEMBER	236,572	21,291	-	21,291	115,319	23,236	-8.37%
DECEMBER	199,732	17,976	-	17,976	133,295	24,824	-27.59%
JANUARY	242,145	21,793	-	21,793	155,088	27,005	-19.30%
FEBRUARY	272,411	24,517	-	24,517	179,605	22,163	10.62%
MARCH	375,273	33,775	-	33,775	213,380	28,717	17.61%
APRIL	311,041	27,994	-	27,994	241,374	26,441	5.87%
MAY	298,604	26,874	-	26,874	268,248	17,245	55.84%
JUNE	196,088	17,648	-	17,648	285,896	15,574	13.32%
TOTALS	\$ 3,176,618	\$ 285,896	\$ -	\$ 285,896	\$ 285,896	\$ 308,165	-7.23%

NOTE:

a - License effective December 10, 2012.

PM 1121-296-56 (a)

PM 1121-296-75 (b)

GITIBIN & ASSOCIATES, INC.
dba GO RENTALS
OFF AIRPORT RENTAL CAR LICENSE
LICENSE EXPIRES 03/31/2021

15-16	MONTHLY GROSS RECEIPTS	MONTHLY REVENUE 9% GROSS	LATE PAYMENT FEES	15-16 MONTHLY REVENUE	15-16 YTD REVENUE	14-15 MONTHLY REVENUE	% CHANGE 14-15 TO 15-16
JULY	\$ 5,541	\$ 499	\$ -	\$ 499	\$ 499	\$ 261	91.19%
AUGUST	4,495	405	-	405	904	417	-2.88%
SEPTEMBER	5,688	512	-	512	1,416	284	80.28%
OCTOBER	1,650	149	-	149	1,565	54	175.93%
NOVEMBER	1,834	165	-	165	1,730	90	83.33%
DECEMBER	1,499	135	-	135	1,865	50	170.00%
JANUARY	13,412	1,207	-	1,207	3,072	-	N/A
FEBRUARY	-	-	-	-	3,072	-	N/A
MARCH	1,650	149	-	149	3,221	-	N/A
APRIL	4,518	407	-	407	3,628	164	148.17%
MAY	3,490	314	-	314	3,942	300	4.67%
JUNE	6,360	572	-	572	4,514	284	101.41%
TOTALS	\$ 50,137	\$ 4,514	\$ -	\$ 4,514	\$ 4,514	\$ 1,904	137.08%

NOTE:

a - License expired March 1, 2014.

b - License effective April 1, 2016.

LOS ANGELES VAN RENTALS, INC.
dba ORANGE COUNTY VAN RENTAL
OFF AIRPORT RENTAL CAR LICENSE

LICENSE EXPIRES 08/28/2018

15-16	MONTHLY GROSS RECEIPTS	MONTHLY REVENUE 9% GROSS	LATE PAYMENT FEES	15-16 MONTHLY REVENUE	15-16 YTD REVENUE	14-15 MONTHLY REVENUE	% CHANGE 14-15 TO 15-16
JULY	\$ 8,805	\$ 792	\$ -	\$ 792	\$ 792	\$ 443	78.78%
AUGUST	14,179	1,276	-	1,276	2,068	504	153.17%
SEPTEMBER	1,099	99	-	99	2,167	106	-6.60%
OCTOBER	4,208	379	-	379	2,546	351	7.98%
NOVEMBER	2,819	254	-	254	2,800	145	75.17%
DECEMBER	1,141	103	-	103	2,903	315	-67.30%
JANUARY	805	72	-	72	2,975	377	-80.90%
FEBRUARY	3,780	340	102	442	3,417	257	71.98%
MARCH	6,268	564	-	564	3,981	131	330.53%
APRIL	5,954	536	-	536	4,517	259	106.95%
MAY	9,411	847	-	847	5,364	262	223.28%
JUNE	5,332	480	-	480	5,844	676	-28.99%
TOTALS	\$ 63,801	\$ 5,742	\$ 102	\$ 5,844	\$ 5,844	\$ 3,826	52.74%

NOTE:

a - License effective August 29, 2013.

PM 1121-296-57 (a)

PM 1121-296-76 (b)

OC PACIFIC ENTERPRISE, INC.
dba STOP THEN GO RENT-A-CAR
OFF AIRPORT RENTAL CAR LICENSE

LICENSE EXPIRES 03/07/2021

15-16	MONTHLY GROSS RECEIPTS	MONTHLY REVENUE 9% GROSS	LATE PAYMENT FEES	15-16 MONTHLY REVENUE	15-16 YTD REVENUE	14-15 MONTHLY REVENUE	% CHANGE 14-15 TO 15-16
JULY	\$ 2,308	\$ 208	\$ -	\$ 208	\$ 208	\$ 269	-22.68%
AUGUST	2,457	221	-	221	429	143	54.55%
SEPTEMBER	1,002	90	-	90	519	96	-6.25%
OCTOBER	1,067	96	-	96	615	163	-41.10%
NOVEMBER	752	68	-	68	683	114	-40.35%
DECEMBER	2,393	215	-	215	898	130	65.38%
JANUARY	2,475	223	-	223	1,121	113	97.35%
FEBRUARY	2,501	225	-	225	1,346	143	57.34%
MARCH	2,717	245	-	245	1,591	166	47.59%
APRIL	1,213	109	-	109	1,700	108	0.93%
MAY	1,845	166	-	166	1,866	107	55.14%
JUNE	2,547	229	-	229	2,095	135	69.63%
TOTALS	\$ 23,277	\$ 2,095	\$ -	\$ 2,095	\$ 2,095	\$ 1,687	24.18%

NOTE:

a - License expired December 9, 2014.

b - License effective March 8, 2016.

PM 1121-296-60 (a)

PM 1121-296-79 (b)

OMIED RENT A CAR CORPORATION**dba AM/PM RENT-A-CAR****OFF AIRPORT RENTAL CAR LICENSE***LICENSE EXPIRES 06/13/2021*

15-16	MONTHLY GROSS RECEIPTS	MONTHLY REVENUE 9% GROSS	LATE PAYMENT FEES	15-16 MONTHLY REVENUE	15-16 YTD REVENUE	14-15 MONTHLY REVENUE	% CHANGE 14-15 TO 15-16
JULY	\$ 2,508	\$ 226	\$ -	\$ 226	\$ 226	\$ 104	117.31%
AUGUST	4,044	364	-	364	590	241	51.04%
SEPTEMBER	573	52	-	52	642	43	20.93%
OCTOBER	-	-	-	-	642	27	-100.00%
NOVEMBER	551	50	-	50	692	116	-56.90%
DECEMBER	869	78	-	78	770	118	-33.90%
JANUARY	514	46	-	46	816	107	-57.01%
FEBRUARY	357	32	-	32	848	152	-78.95%
MARCH	1,806	163	-	163	1,011	88	85.23%
APRIL	571	51	-	51	1,062	53	-3.77%
MAY	428	39	-	39	1,101	40	-2.50%
JUNE	369	33	-	33	1,134	156	-78.85%
TOTALS	\$ 12,590	\$ 1,134	\$ -	\$ 1,134	\$ 1,134	\$ 1,245	-8.92%

NOTE:

a - License expired June 13, 2016.

b - License effective June 14, 2016.

PM 1121-296-58 (a)

PM 1121-296-77 (b)

SASHA MANAGEMENT, INC.
dba SNA AUTO RENTAL
OFF AIRPORT RENTAL CAR LICENSE

LICENSE EXPIRES 02/09/2021

15-16	MONTHLY GROSS RECEIPTS	MONTHLY REVENUE 9% GROSS	LATE PAYMENT FEES	15-16 MONTHLY REVENUE	15-16 YTD REVENUE	14-15 MONTHLY REVENUE	% CHANGE 14-15 TO 15-16
JULY	\$ 6,575	\$ 592	\$ -	\$ 592	\$ 592	\$ 495	19.60%
AUGUST	4,366	393	-	393	985	621	-36.71%
SEPTEMBER	2,079	187	-	187	1,172	119	57.14%
OCTOBER	3,188	287	-	287	1,459	314	-8.60%
NOVEMBER	3,017	272	-	272	1,731	221	23.08%
DECEMBER	7,331	660	-	660	2,391	639	3.29%
JANUARY	3,419	308	-	308	2,699	302	1.99%
FEBRUARY	3,700	333	-	333	3,032	515	-35.34%
MARCH	4,955	446	-	446	3,478	729	-38.82%
APRIL	2,901	261	-	261	3,739	355	-26.48%
MAY	3,860	347	-	347	4,086	205	69.27%
JUNE	2,209	199	-	199	4,285	280	-28.93%
TOTALS	\$ 47,600	\$ 4,285	\$ -	\$ 4,285	\$ 4,285	\$ 4,795	-10.64%

NOTE:

a - License expired May 11, 2015.

b - License effective February 10, 2016.

SOCAL VAN RENTAL, INC.
dba UNITED VAN RENTALS
OFF AIRPORT RENTAL CAR LICENSE
LICENSE EXPIRES 01/31/2021

15-16	MONTHLY GROSS RECEIPTS	MONTHLY REVENUE 9% GROSS	LATE PAYMENT FEES	15-16 MONTHLY REVENUE	15-16 YTD REVENUE	14-15 MONTHLY REVENUE	% CHANGE 14-15 TO 15-16
JULY	\$ -	\$ -	\$ -	\$ -	\$ -	\$ -	N/A
AUGUST	-	-	-	-	-	-	N/A
SEPTEMBER	-	-	-	-	-	-	N/A
OCTOBER	-	-	-	-	-	-	N/A
NOVEMBER	-	-	-	-	-	-	N/A
DECEMBER	-	-	-	-	-	-	N/A
JANUARY	-	-	-	-	-	-	N/A
FEBRUARY	-	-	-	-	-	-	N/A
MARCH	-	-	-	-	-	-	N/A
APRIL	-	-	-	-	-	-	N/A
MAY	267	24	-	24	24	-	N/A
JUNE	-	-	-	-	24	-	N/A
TOTALS	\$ 267	\$ 24	\$ -	\$ 24	\$ 24	\$ -	N/A

NOTE:

a - License effective February 1, 2016.

UR ENTERPRISES, INC.
dba UNITED AUTO RENTAL
OFF AIRPORT RENTAL CAR LICENSE
LICENSE EXPIRES 01/30/2018

15-16	MONTHLY GROSS RECEIPTS	MONTHLY REVENUE 9% GROSS	LATE PAYMENT FEES	15-16 MONTHLY REVENUE	15-16 YTD REVENUE	14-15 MONTHLY REVENUE	% CHANGE 14-15 TO 15-16
JULY	\$ 8,289	\$ 746	\$ -	\$ 746	\$ 746	\$ 1,405	-46.90%
AUGUST	13,763	1,239	-	1,239	1,985	1,535	-19.28%
SEPTEMBER	6,822	614	-	614	2,599	717	-14.37%
OCTOBER	8,422	758	-	758	3,357	871	-12.97%
NOVEMBER	5,144	463	-	463	3,820	687	-32.61%
DECEMBER	7,711	694	-	694	4,514	653	6.28%
JANUARY	9,622	866	-	866	5,380	763	13.50%
FEBRUARY	9,144	823	-	823	6,203	932	-11.70%
MARCH	11,543	1,039	-	1,039	7,242	797	30.36%
APRIL	7,522	677	-	677	7,919	609	11.17%
MAY	9,003	810	-	810	8,729	490	65.31%
JUNE	7,289	656	-	656	9,385	432	51.85%
TOTALS	\$ 104,274	\$ 9,385	\$ -	\$ 9,385	\$ 9,385	\$ 9,891	-5.12%

NOTE:

a - License effective January 31, 2013.

VAST NATIONAL, INC.
dba DEANZA CAR RENTAL/NU CAR
OFF AIRPORT RENTAL CAR LICENSE

LICENSE EXPIRES 03/31/2021

15-16	MONTHLY GROSS RECEIPTS	MONTHLY REVENUE 9% GROSS	LATE PAYMENT FEES	15-16 MONTHLY REVENUE	15-16 YTD REVENUE	14-15 MONTHLY REVENUE	% CHANGE 14-15 TO 15-16
JULY	\$ -	\$ -	\$ -	\$ -	\$ -	\$ -	N/A
AUGUST	-	-	-	-	-	-	N/A
SEPTEMBER	-	-	-	-	-	-	N/A
OCTOBER	-	-	-	-	-	-	N/A
NOVEMBER	-	-	-	-	-	-	N/A
DECEMBER	-	-	-	-	-	-	N/A
JANUARY	-	-	-	-	-	-	N/A
FEBRUARY	-	-	-	-	-	-	N/A
MARCH	-	-	-	-	-	-	N/A
APRIL	2,474	223	-	223	223	-	N/A
MAY	2,732	246	-	246	469	-	N/A
JUNE	3,536	318	-	318	787	-	N/A
TOTALS	\$ 8,742	\$ 787	\$ -	\$ 787	\$ 787	\$ -	N/A

NOTE:

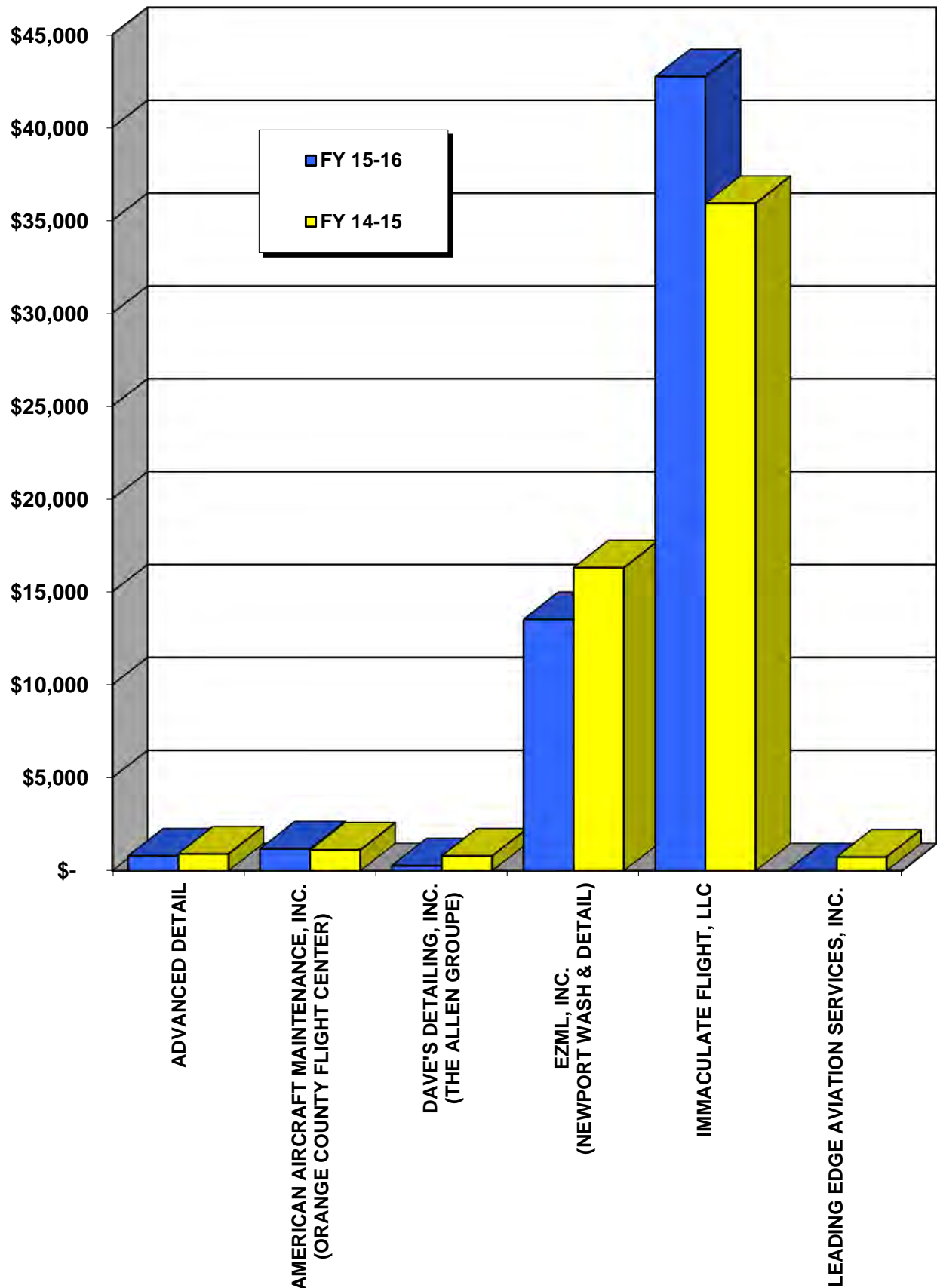
a - License effective April 1, 2016.

WASH AND WAX



WASH AND WAX

WASH AND WAX SUMMARY



WASH & WAX LICENSE SUMMARY FOR FY 2015-2016

LICENSEE	15-16		15-16		14-15		% CHANGE 14-15 TO 15-16
	REVENUE	LATE PAYMENT FEES	TOTAL REVENUE		TOTAL REVENUE		
ADVANCED DETAIL	\$ 800	\$ -	\$ 800		\$ 912		-12.28%
AMERICAN AIRCRAFT MAINTENANCE, INC. (ORANGE COUNTY FLIGHT CENTER) (a)	1,176	-	1,176		1,120		5.00%
DAVE'S DETAILING, INC. (THE ALLEN GROUPE)	273	-	273		800		-65.88%
EZML, INC. (NEWPORT WASH & DETAIL) (a)	13,513	-	13,513		16,297		-17.08%
IMMACULATE FLIGHT, LLC	42,739	-	42,739		35,913		19.01%
LEADING EDGE AVIATION SERVICES, INC.	-	-	-		745		-100.00%
TOTALS	\$ 58,501	\$ -	\$ 58,501		\$ 55,787		4.86%

NOTE:

a - Includes an auditor adjustment to the 2014-2015 Revenue Report.

ADVANCED DETAIL
WASH & WAX LICENSE
 UPON WRITTEN NOTICE

	WASH & WAX		REVENUE		LATE		15-16		15-16		14-15		% CHANGE	
15-16	GROSS		15% GROSS		PAYMENT		QUARTERLY		YTD		TOTAL		14-15 TO	
	RECEIPTS		OR \$200/QTR		FEES		REVENUE		REVENUE		REVENUE		15-16	
JUL-SEP	\$	-	\$	200	\$	-	\$	200	\$	200	\$	200		0.00%
OCT-DEC		-		200		-		200		400		200		0.00%
JAN-MAR		-		200		-		200		600		312		-35.90%
APR-JUN		-		200		-		200		800		200		0.00%
TOTALS	\$	-	\$	800	\$	-	\$	800	\$	800	\$	912		-12.28%

AMERICAN AIRCRAFT MAINTENANCE, INC.
dba ORANGE COUNTY FLIGHT CENTER
WASH & WAX LICENSE
UPON WRITTEN NOTICE

	WASH & WAX	REVENUE	LATE	15-16	15-16	14-15	% CHANGE
15-16	GROSS	15% GROSS	PAYMENT	QUARTERLY	YTD	TOTAL	14-15 TO
	RECEIPTS	OR \$200/QTR	FEES	REVENUE	REVENUE	REVENUE (a)	15-16
JUL-SEP	\$ 1,980	\$ 297	\$ -	\$ 297	\$ 297	\$ 221	34.39%
OCT-DEC	1,995	\$ 299	-	299	596	221	35.29%
JAN-MAR	1,995	299	-	299	895	293	2.05%
APR-JUN	1,875	281	-	281	1,176	385	-27.01%
TOTALS	\$ 7,845	\$ 1,176	\$ -	\$ 1,176	\$ 1,176	\$ 1,120	5.00%

NOTE:

a - Includes an auditor adjustment to decrease revenue reported in the 2014-2015 Revenue Report.

DAVE'S DETAILING, INC.
dba THE ALLEN GROUPE
WASH & WAX LICENSE
 LICENSE TERMINATED 11/2/2015

	WASH & WAX	REVENUE	LATE	15-16	15-16	14-15	% CHANGE
15-16	GROSS	15% GROSS	PAYMENT	QUARTERLY	YTD	TOTAL	14-15 TO
	RECEIPTS	OR \$200/QTR	FEES	REVENUE	REVENUE	REVENUE	15-16
JUL-SEP	\$ -	\$ 200	\$ -	\$ 200	\$ 200	\$ 200	0.00%
OCT-DEC	-	73	-	73	273	200	-63.50%
JAN-MAR	-	-	-	-	273	200	-100.00%
APR-JUN	-	-	-	-	273	200	-100.00%
TOTALS	\$ -	\$ 273	\$ -	\$ 273	\$ 273	\$ 800	-65.88%

NOTE:

a - License terminated on November 2, 2015.

EZML, INC.
dba NEWPORT WASH & DETAIL
WASH & WAX LICENSE
 UPON WRITTEN NOTICE

	WASH & WAX	REVENUE	LATE	15-16	15-16	14-15	% CHANGE
15-16	GROSS	15% GROSS	PAYMENT	QUARTERLY	YTD	TOTAL	14-15 TO
	RECEIPTS	OR \$200/QTR	FEEs	REVENUE	REVENUE	REVENUE (a)	15-16
JUL-SEP	\$ 21,655	\$ 3,248	\$ -	\$ 3,248	\$ 3,248	\$ 3,940	-17.56%
OCT-DEC	20,405	3,061	-	3,061	6,309	4,420	-30.75%
JAN-MAR	21,895	3,284	-	3,284	9,593	3,123	5.16%
APR-JUN	26,135	3,920	-	3,920	13,513	4,814	-18.57%
TOTALS	\$ 90,090	\$ 13,513	\$ -	\$ 13,513	\$ 13,513	\$ 16,297	-17.08%

NOTE:

a - Includes an auditor adjustment to increase revenue reported in the 2014-2015 Revenue Report.

IMMACULATE FLIGHT, LLC
WASH & WAX LICENSE
 UPON WRITTEN NOTICE

	WASH & WAX	REVENUE	LATE	15-16	15-16	14-15	% CHANGE
15-16	GROSS	15% GROSS	PAYMENT	QUARTERLY	YTD	TOTAL	14-15 TO
	RECEIPTS	OR \$200/QTR	FEES	REVENUE	REVENUE	REVENUE	15-16
JUL-SEP	\$ 78,317	\$ 11,748	\$ -	\$ 11,748	\$ 11,748	\$ 7,016	67.45%
OCT-DEC	69,812	10,472	-	10,472	22,220	7,804	34.19%
JAN-MAR	64,712	9,707	-	9,707	31,927	10,783	-9.98%
APR-JUN	72,082	10,812	-	10,812	42,739	10,310	4.87%
TOTALS	\$ 284,923	\$ 42,739	\$ -	\$ 42,739	\$ 42,739	\$ 35,913	19.01%

WASH & WAX LICENSE

LICENSE TERMINATED 4/1/2015

	WASH & WAX	REVENUE	LATE	15-16	15-16	14-15	% CHANGE
15-16	GROSS	15% GROSS	PAYMENT	QUARTERLY	YTD	TOTAL	14-15 TO
	RECEIPTS	OR \$200/QTR	FEEs	REVENUE	REVENUE	REVENUE	15-16
JUL-SEP	\$ -	\$ -	\$ -	\$ -	\$ -	\$ 200	-100.00%
OCT-DEC	-	-	-	-	-	200	-100.00%
JAN-MAR	-	-	-	-	-	200	-100.00%
APR-JUN	-	-	-	-	-	145	-100.00%
TOTALS	\$ -	\$ -	\$ -	\$ -	\$ -	\$ 745	-100.00%

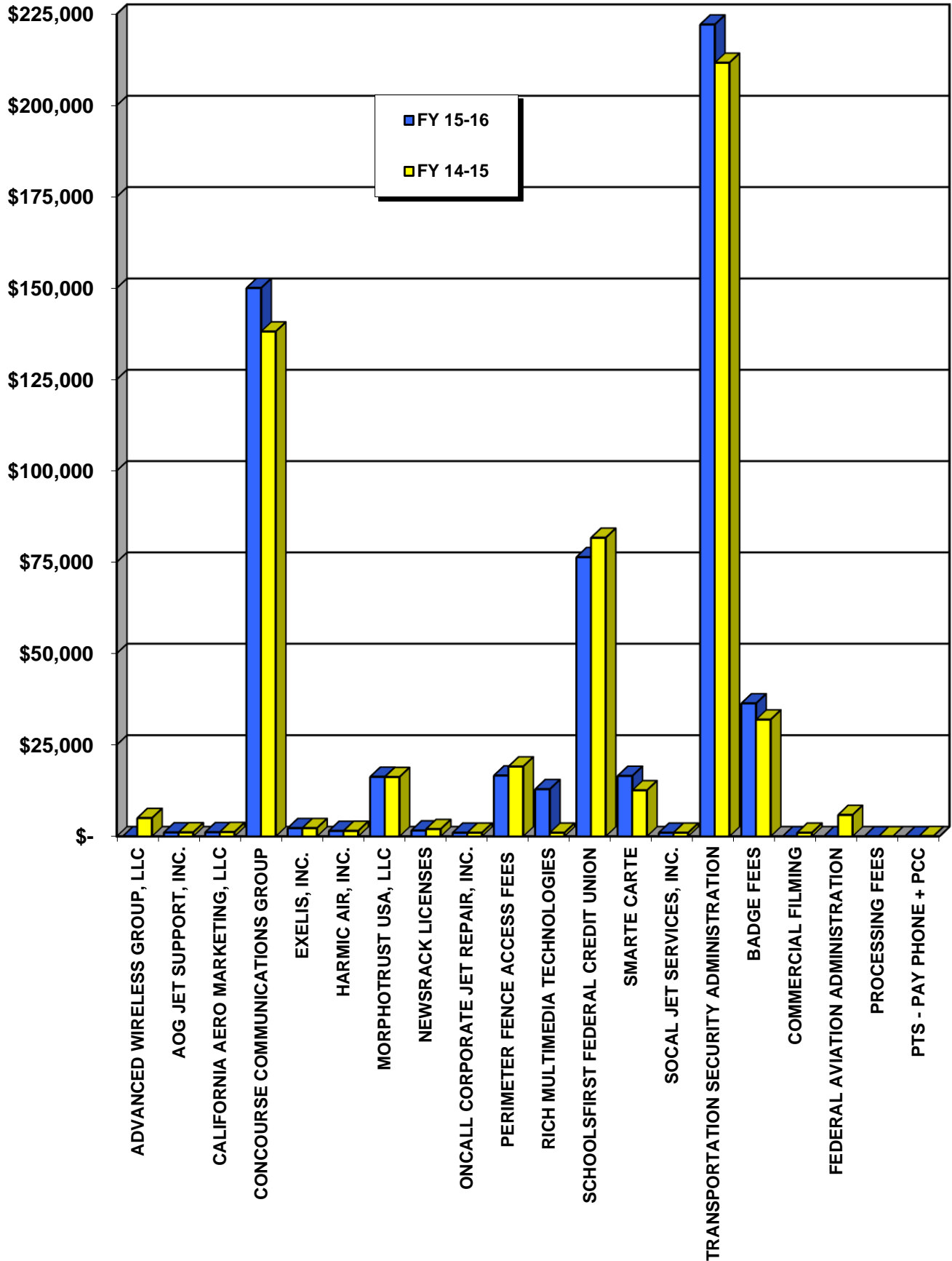
NOTE:

a - License terminated on April 1, 2015.

MISCELLANEOUS



MISCELLANEOUS SUMMARY



MISCELLANEOUS REVENUE SUMMARY FOR FY 2015-2016

REVENUE TYPE, LESSEE OR LICENSEE	LATE		TOTAL	TOTAL	% CHANGE
	15-16 REVENUE	PAYMENT FEES	15-16 REVENUE	14-15 REVENUE	14-15 TO 15-16
ADVANCED WIRELESS GROUP, LLC	\$ -	\$ -	\$ -	\$ 5,000	-100.00%
AOG JET SUPPORT, INC.	1,000	76	1,076	1,095	-1.74%
CALIFORNIA AERO MARKETING, LLC	1,000	130	1,130	1,184	-4.56%
CONCOURSE COMMUNICATIONS GROUP	150,000	-	150,000	138,076	8.64%
EXELIS, INC.	2,256	-	2,256	2,256	0.00%
HARMIC AIR, INC.	1,500	-	1,500	1,500	0.00%
MORPHOTRUST USA, LLC	16,255	-	16,255	16,188	0.41%
NEWSRACK LICENSES (e)	1,500	107	1,607	1,992	-19.33%
ONCALL CORPORATE JET REPAIR, INC.	1,000	-	1,000	1,000	0.00%
PERIMETER FENCE ACCESS FEES	16,491	104	16,595	19,052	-12.90%
RICH MULTIMEDIA TECHNOLOGIES	12,000	880	12,880	1,000	1188.00%
SCHOOLSFIRST FEDERAL CREDIT UNION	76,308	-	76,308	81,614	-6.50%
SMARTE CARTE	16,498	-	16,498	12,566	31.29%
SOCAL JET SERVICES, INC.	1,000	-	1,000	1,000	0.00%
TRANSPORTATION SECURITY ADMINISTRATION	222,120	-	222,120	211,656	4.94%
BADGE FEES (a)	36,286	-	36,286	31,860	13.89%
COMMERCIAL FILMING (a)	-	-	-	1,000	-100.00%
FEDERAL AVIATION ADMINISTRATION (a),(b),(e)	-	-	-	5,850	-100.00%
PROCESSING FEES (a),(c)	-	-	-	-	N/A
PTS - PAY PHONE + PCC (a),(d)	-	-	-	73	-100.00%
TOTALS	\$ 555,214	\$ 1,297	\$ 556,511	\$ 533,962	4.22%

NOTE:

a - Individual schedules not included in this report.

b - Lease expired on March 31, 2015.

c - Processing Fees are charged for staff time expended on contracts and agreements initiated by tenants and other second parties.

d - Agreement with Jaroth, Inc. dba Pacific Telemanagement Services (PTS) terminated on April 30, 2015.

e - Includes an adjustment to decrease revenue reported in the 2014-2015 Revenue Report.

ADVANCED WIRELESS GROUP, LLC
WIRELESS PUBLIC INTERNET ACCESS AGREEMENT

TERMINATED 07/31/2014

	15-16		LATE		15-16		14-15		% CHANGE
15-16	MONTHLY		PAYMENT		TOTAL		TOTAL		14-15 TO
	RENT (b)		FEES		REVENUE		REVENUE		15-16
JULY	\$	-	\$	-	\$	-	\$	5,000	-100.00%
AUGUST		-		-		-		-	N/A
SEPTEMBER		-		-		-		-	N/A
OCTOBER		-		-		-		-	N/A
NOVEMBER		-		-		-		-	N/A
DECEMBER		-		-		-		-	N/A
JANUARY		-		-		-		-	N/A
FEBRUARY		-		-		-		-	N/A
MARCH		-		-		-		-	N/A
APRIL		-		-		-		-	N/A
MAY		-		-		-		-	N/A
JUNE		-		-		-		-	N/A
TOTALS	\$	-	\$	-	\$	-	\$	5,000	-100.00%

NOTE:

a - Agreement terminated on July 31, 2014.

b - Annual rent is \$60,000; monthly payment of \$5,000.

AOG JET SUPPORT, INC.
MECHANIC LICENSE
 UPON WRITTEN NOTICE

15-16	15-16		LATE		15-16		14-15		% CHANGE	
	QUARTERLY		PAYMENT		TOTAL		TOTAL		14-15 TO	
	RENT		FEES		REVENUE		REVENUE		15-16	
JUL-SEP	\$	250	\$	-	\$	250	\$	250		0.00%
OCT-DEC		250		-		250		250		0.00%
JAN-MAR		250		76		326		345		-5.51%
APR-JUN		250		-		250		250		0.00%
TOTALS	\$	1,000	\$	76	\$	1,076	\$	1,095		-1.74%

CALIFORNIA AERO MARKETING, LLC
MECHANIC LICENSE
 UPON WRITTEN NOTICE

	15-16			15-16	14-15	% CHANGE
	QUARTERLY	LATE		TOTAL	TOTAL	14-15 TO
	RENT	PAYMENT		REVENUE	REVENUE	15-16
		FEEs				
JUL-SEP	\$ 250	\$ -	\$ 250	\$ 250		0.00%
OCT-DEC	250	54	304	315		-3.49%
JAN-MAR	250	-	250	369		-32.25%
APR-JUN	250	76	326	250		30.40%
TOTALS	\$ 1,000	\$ 130	\$ 1,130	\$ 1,184		-4.56%

CONCOURSE COMMUNICATIONS GROUP
WIRELESS PUBLIC INTERNET ACCESS AGREEMENT

AGREEMENT EXPIRES 07/31/2021

15-16	15-16		LATE		15-16		14-15		% CHANGE	
	MONTHLY		PAYMENT		TOTAL		TOTAL		14-15 TO	
	RENT (b)		FEES		REVENUE		REVENUE		15-16	
JULY	\$	12,500	\$	-	\$	12,500	\$	-		N/A
AUGUST		12,500		-		12,500		12,500		0.00%
SEPTEMBER		12,500		-		12,500		12,500		0.00%
OCTOBER		12,500		-		12,500		12,788		-2.25%
NOVEMBER		12,500		-		12,500		12,500		0.00%
DECEMBER		12,500		-		12,500		12,788		-2.25%
JANUARY		12,500		-		12,500		12,500		0.00%
FEBRUARY		12,500		-		12,500		12,500		0.00%
MARCH		12,500		-		12,500		12,500		0.00%
APRIL		12,500		-		12,500		12,500		0.00%
MAY		12,500		-		12,500		12,500		0.00%
JUNE		12,500		-		12,500		12,500		0.00%
TOTALS	\$	150,000	\$	-	\$	150,000	\$	138,076		8.64%

NOTE:

a - Agreement effective August 1, 2014.

b - Annual rent is \$150,000; monthly payment of \$12,500.

EXELIS, INC.
GROUND LICENSE
EXPIRES 07/14/2028

15-16	15-16		LATE	15-16		14-15	% CHANGE		
	MONTHLY		PAYMENT	TOTAL		TOTAL	14-15 TO		
	RENT		FEES	REVENUE		REVENUE	15-16		
JULY	\$	188	\$	-	\$	188	\$	188	0.00%
AUGUST		188		-		188		188	0.00%
SEPTEMBER		188		-		188		188	0.00%
OCTOBER		188		-		188		188	0.00%
NOVEMBER		188		-		188		188	0.00%
DECEMBER		188		-		188		188	0.00%
JANUARY		188		-		188		188	0.00%
FEBRUARY		188		-		188		188	0.00%
MARCH		188		-		188		188	0.00%
APRIL		188		-		188		188	0.00%
MAY		188		-		188		188	0.00%
JUNE		188		-		188		188	0.00%
TOTALS	\$	2,256	\$	-	\$	2,256	\$	2,256	0.00%

HARMIC AIR, INC.
LICENSE AGREEMENT - TIEDOWN RELATED SERVICES
UPON WRITTEN NOTICE

15-16	MONTHLY GROSS RECEIPTS	MINIMUM RENT OR 8% GROSS (a)	LATE PAYMENT FEES	15-16 MONTHLY REVENUE	15-16 YTD REVENUE	14-15 MONTHLY REVENUE	% CHANGE 14-15 TO 15-16
JULY	\$ 1,135	\$ 125	\$ -	\$ 125	\$ 125	\$ 125	0.00%
AUGUST	1,135	125	-	125	250	125	0.00%
SEPTEMBER	1,135	125	-	125	375	125	0.00%
OCTOBER	1,135	125	-	125	500	125	0.00%
NOVEMBER	1,135	125	-	125	625	125	0.00%
DECEMBER	1,135	125	-	125	750	125	0.00%
JANUARY	1,135	125	-	125	875	125	0.00%
FEBRUARY	1,135	125	-	125	1,000	125	0.00%
MARCH	1,135	125	-	125	1,125	125	0.00%
APRIL	1,135	125	-	125	1,250	125	0.00%
MAY	1,135	125	-	125	1,375	125	0.00%
JUNE	1,135	125	-	125	1,500	125	0.00%
TOTALS	\$ 13,620	\$ 1,500	\$ -	\$ 1,500	\$ 1,500	\$ 1,500	0.00%

NOTE:

a - Greater of monthly minimum of \$125 or 8% of monthly gross receipts.

MORPHOTRUST USA, LLC
LICENSE
MONTH TO MONTH

15-16	15-16 MONTHLY RENT (b)	LATE PAYMENT FEES	15-16 TOTAL REVENUE	14-15 TOTAL REVENUE	% CHANGE 14-15 TO 15-16
JULY	\$ 1,349	\$ -	\$ 1,349	\$ 1,349	0.00%
AUGUST	1,349	-	1,349	1,349	0.00%
SEPTEMBER	1,349	-	1,349	1,349	0.00%
OCTOBER	1,349	-	1,349	1,349	0.00%
NOVEMBER	1,349	-	1,349	1,349	0.00%
DECEMBER	1,349	-	1,349	1,349	0.00%
JANUARY	1,349	-	1,349	1,349	0.00%
FEBRUARY	1,349	-	1,349	1,349	0.00%
MARCH	1,349	-	1,349	1,349	0.00%
APRIL	1,349	-	1,349	1,349	0.00%
MAY	1,349	-	1,349	1,349	0.00%
JUNE	1,416	-	1,416	1,349	4.97%
TOTALS	\$ 16,255	\$ -	\$ 16,255	\$ 16,188	0.41%

NOTE:

a - License effective April 10, 2014.

b - Monthly rent of \$1,349 through May 2016. Effective June 2016, monthly rent of \$1,416.

VARIOUS

NEWSRACK LICENSES

LICENSEE	15-16		15-16		% CHANGE 14-15 TO 15-16
	ANNUAL RENT (a)	LATE PAYMENT FEES	TOTAL REVENUE	14-15 TOTAL REVENUE	
For Rent	\$ 200	\$ -	\$ 200	\$ 200	0.00%
Los Angeles Times	475	107	582	475	22.53%
O.C. Register	(b) 475	-	475	475	0.00%
The Irvine Apartment Comm. Mag.	(c) -	-	-	492	-100.00%
The Original Apartment Magazine	(d) 350	-	350	350	0.00%
TOTALS	\$ 1,500	\$ 107	\$ 1,607	\$ 1,992	-19.33%

NOTE:

a - Newsrack licensees pay an annual rent based on a per stand use fee.

b - Includes an adjustment to decrease revenue reported in the 2014-2015 Revenue Report.

c - License terminated on March 31, 2015.

d - License terminated on January 31, 2016.

ONCALL CORPORATE JET REPAIR, INC.
MECHANIC LICENSE
 UPON WRITTEN NOTICE

	15-16			15-16	14-15	% CHANGE
	QUARTERLY	LATE		TOTAL	TOTAL	14-15 TO
	RENT	PAYMENT		REVENUE	REVENUE	15-16
		FEEs				
JUL-SEP	\$ 250	\$ -	\$ 250	\$ 250		0.00%
OCT-DEC	250	-	250	250		0.00%
JAN-MAR	250	-	250	250		0.00%
APR-JUN	250	-	250	250		0.00%
TOTALS	\$ 1,000	\$ -	\$ 1,000	\$ 1,000		0.00%

VARIOUS (a)

PERIMETER FENCE ACCESS FEES

MONTH TO MONTH

LESSEE	15-16		LATE		15-16		14-15		% CHANGE
	TOTAL		PAYMENT		TOTAL		TOTAL		14-15 TO
	REVENUE		FEES		REVENUE		REVENUE		15-16
Alaska Airlines	\$	3,093	\$	-	\$	3,093	\$	3,056	1.21%
American Airlines		3,093		-		3,093		3,056	1.21%
Delta Airlines		3,093		-		3,093		3,056	1.21%
Frontier Airlines (b)		-		-		-		508	-100.00%
Southwest Airlines		3,093		-		3,093		3,056	1.21%
United Airlines		3,093		-		3,093		3,056	1.21%
U.S. Airways (c)		1,026		104		1,130		3,264	-65.38%
TOTALS	\$	16,491	\$	104	\$	16,595	\$	19,052	-12.90%

NOTE:

a - Effective March 2016, monthly access fee increased from \$256.38 to \$260.58.

b - Frontier Airlines' Access Fence license terminated on August 31, 2014.

c - U.S. Airways' Access Fence license terminated on October 31, 2015.

RICH MULTIMEDIA TECHNOLOGIES
CONTRACT AGREEMENT - PUBLIC PHONE CONCESSION

AGREEMENT EXPIRES 06/02/2018

15-16	MONTHLY GROSS RECEIPTS	MINIMUM RENT OR 20% GROSS (b)	LATE PAYMENT FEES	15-16 MONTHLY REVENUE	15-16 YTD REVENUE	14-15 MONTHLY REVENUE	% CHANGE 14-15 TO 15-16
JULY	\$ 2,833	\$ 1,000	\$ -	\$ 1,000	\$ 1,000	\$ -	N/A
AUGUST	3,333	1,000	115	1,115	2,115	-	N/A
SEPTEMBER	3,333	1,000	115	1,115	3,230	-	N/A
OCTOBER	3,333	1,000	-	1,000	4,230	-	N/A
NOVEMBER	3,333	1,000	115	1,115	5,345	-	N/A
DECEMBER	3,333	1,000	115	1,115	6,460	-	N/A
JANUARY	3,333	1,000	-	1,000	7,460	-	N/A
FEBRUARY	3,333	1,000	115	1,115	8,575	-	N/A
MARCH	4,333	1,000	115	1,115	9,690	-	N/A
APRIL	4,333	1,000	-	1,000	10,690	-	N/A
MAY	4,333	1,000	190	1,190	11,880	-	N/A
JUNE	-	1,000	-	1,000	12,880	1,000	0.00%
TOTALS	\$ 39,163	\$ 12,000	\$ 880	\$ 12,880	\$ 12,880	\$ 1,000	1188.00%

NOTE:

a - Agreement effective June 3, 2015.

b - Greater of monthly minimum of \$1,000 or 20% of gross receipts.

SCHOOLSFIRST FEDERAL CREDIT UNION
AUTOMATED TELLER MACHINE
MONTH TO MONTH

15-16	TOTAL NUMBER OF TRANSACTIONS	REVENUE TO COUNTY (a)	LATE PAYMENT FEES	15-16 MONTHLY REVENUE	14-15 MONTHLY REVENUE	% CHANGE 14-15 TO 15-16
JULY	2,978	\$ 6,820	\$ -	\$ 6,820	\$ 7,089	-3.79%
AUGUST	2,783	6,373	-	6,373	7,686	-17.08%
SEPTEMBER	2,665	6,103	-	6,103	7,264	-15.98%
OCTOBER	3,003	6,877	-	6,877	7,278	-5.51%
NOVEMBER	2,815	6,446	-	6,446	6,329	1.85%
DECEMBER	2,538	5,812	-	5,812	6,325	-8.11%
JANUARY	2,691	6,162	-	6,162	6,521	-5.51%
FEBRUARY	2,517	5,764	-	5,764	6,272	-8.10%
MARCH	2,806	6,426	-	6,426	7,367	-12.77%
APRIL	2,697	6,311	-	6,311	6,034	4.59%
MAY	2,803	6,559	-	6,559	6,545	0.21%
JUNE	2,844	6,655	-	6,655	6,904	-3.61%
TOTALS	33,140	\$ 76,308	\$ -	\$ 76,308	\$ 81,614	-6.50%

NOTE:

a - Operator is required to remit \$2.29 per transaction through March 2016. Effective April 2016, fee increased to \$2.34 per transaction.

SMARTE CARTE
OPERATING AGREEMENT-LUGGAGE CART

AGREEMENT EXPIRES 05/31/2018

15-16	MONTHLY GROSS RECEIPTS	MONTHLY REVENUE % GROSS (b)	LATE PAYMENT FEES	15-16 MONTHLY REVENUE	15-16 YTD REVENUE	14-15 MONTHLY REVENUE	% CHANGE 14-15 TO 15-16
JULY	\$ 21,668	\$ 1,408	\$ -	\$ 1,408	\$ 1,408	\$ 1,293	8.89%
AUGUST	29,428	1,913	-	1,913	3,321	1,420	34.72%
SEPTEMBER	17,985	1,169	-	1,169	4,490	908	28.74%
OCTOBER	20,778	1,351	-	1,351	5,841	908	48.79%
NOVEMBER	16,588	1,078	-	1,078	6,919	834	29.26%
DECEMBER	23,082	1,500	-	1,500	8,419	953	57.40%
JANUARY	26,516	1,724	-	1,724	10,143	1,312	31.40%
FEBRUARY	19,320	1,256	-	1,256	11,399	900	39.56%
MARCH	16,847	1,095	-	1,095	12,494	763	43.51%
APRIL	21,214	1,379	-	1,379	13,873	878	57.06%
MAY	19,493	1,267	-	1,267	15,140	1,071	18.30%
JUNE	20,890	1,358	-	1,358	16,498	1,326	2.41%
TOTALS	\$ 253,809	\$ 16,498	\$ -	\$ 16,498	\$ 16,498	\$ 12,566	31.29%

NOTE:

a - Agreement effective June 1, 2015.

b - Operator is required to remit 6.5% of gross receipts.

SOCAL JET SERVICES, INC.
MECHANIC LICENSE
 UPON WRITTEN NOTICE

	15-16	LATE	15-16	14-15	% CHANGE
15-16	QUARTERLY	PAYMENT	TOTAL	TOTAL	14-15 TO
	RENT	FEEs	REVENUE	REVENUE	15-16
JUL-SEP	\$ 250	\$ -	\$ 250	\$ 250	0.00%
OCT-DEC	250	-	250	250	0.00%
JAN-MAR	250	-	250	250	0.00%
APR-JUN	250	-	250	250	0.00%
TOTALS	\$ 1,000	\$ -	\$ 1,000	\$ 1,000	0.00%

TRANSPORTATION SECURITY ADMINISTRATION

LEASE EXPIRES 09/30/2018

	15-16		LATE		15-16		15-16		14-15		% CHANGE	
15-16	MONTHLY		PAYMENT		MONTHLY		YTD		MONTHLY		14-15 TO	
	RENT (a)		FEES		REVENUE		REVENUE		REVENUE		15-16	
JULY	\$	17,847	\$	-	\$	17,847	\$	17,847	\$	17,011	4.91%	
AUGUST		17,847		-		17,847		35,694		17,011	4.91%	
SEPTEMBER		17,847		-		17,847		53,541		17,011	4.91%	
OCTOBER		18,731		-		18,731		72,272		17,847	4.95%	
NOVEMBER		18,731		-		18,731		91,003		17,847	4.95%	
DECEMBER		18,731		-		18,731		109,734		17,847	4.95%	
JANUARY		18,731		-		18,731		128,465		17,847	4.95%	
FEBRUARY		18,731		-		18,731		147,196		17,847	4.95%	
MARCH		18,731		-		18,731		165,927		17,847	4.95%	
APRIL		18,731		-		18,731		184,658		17,847	4.95%	
MAY		18,731		-		18,731		203,389		17,847	4.95%	
JUNE		18,731		-		18,731		222,120		17,847	4.95%	
TOTALS	\$	222,120	\$	-	\$	222,120	\$	222,120	\$	211,656	4.94%	

NOTE:

a - Effective October 2015, monthly rent increased from \$17,847 to \$18,731.



JOHN WAYNE AIRPORT
3160 Airway Avenue
Costa Mesa, California 92626-4608